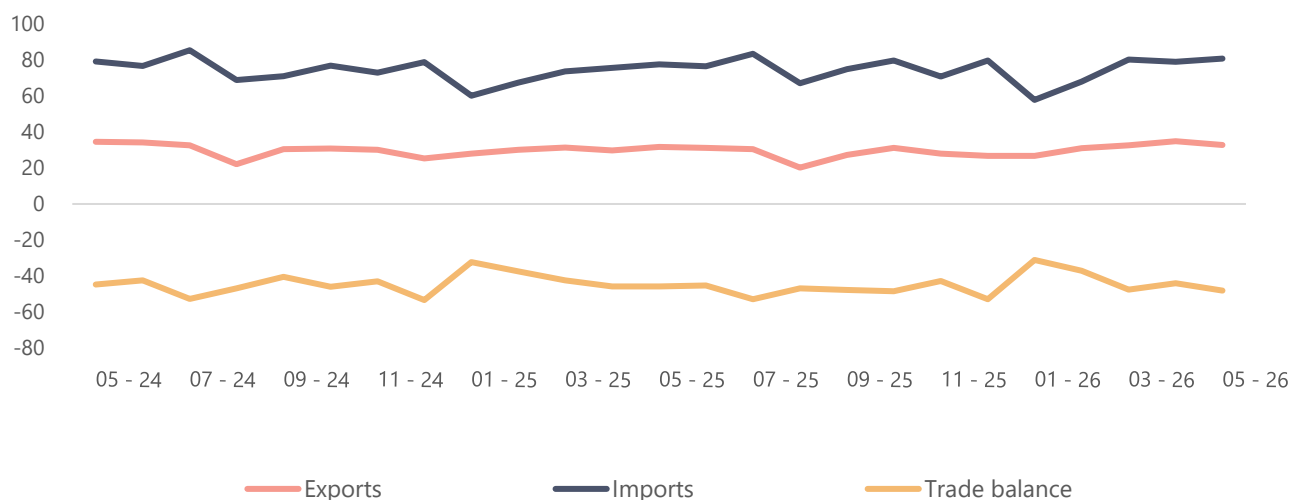


# FOREIGN TRADE IN GOODS

May 2026

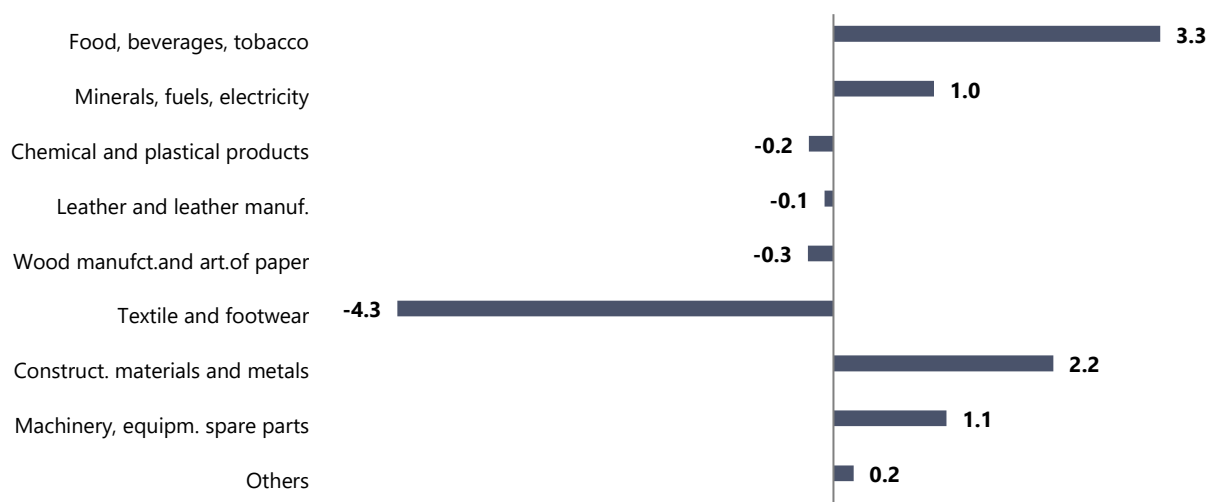
In May 2026, the value of exports was ALL 32.7 billion, increasing by 2.8 % compared with the same period of the previous year and decreasing by 6.3 % compared with April 2026. The value of imports was ALL 80.9 billion, increasing by 4.1 % compared with the same period of the previous year and by 2.4 % compared with April 2026. This month, the trade deficit is ALL 48.2 billion, increasing by 5.1 % compared with the same period of the previous year and by 9.3 % compared with April 2026.

**FIG. 1 FOREIGN TRADE IN GOODS BY MONTHS, IN BILLION ALL**



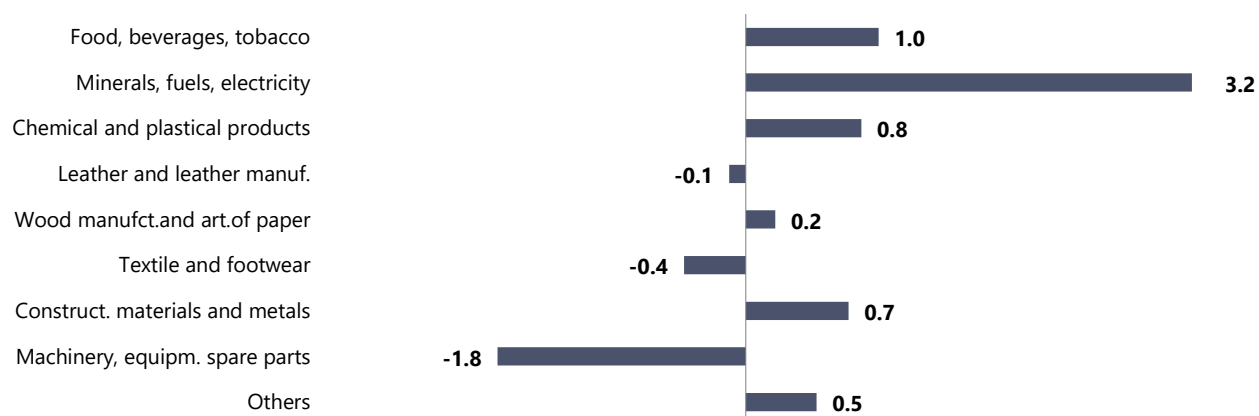
## The influence of the main groups on the annual change in exports:

In the annual increase of exports by 2.8 % this month, a positive contribution was given by the groups: "Food, beverages, tobacco" with +3.3 percentage points, "Construction materials and metals" with +2.2 percentage points, "Machinery, equipment and spare parts" with +1.1 percentage points, etc. While a negative contribution was given by the groups: "Textile and footwear" with -4.3 percentage points, "Wood manufact.and art.of paper" with -0.3 percentage points, etc.

**FIG. 2 CONTRIBUTION OF GROUPS TO THE ANNUAL CHANGE OF EXPORTS, MAY 2026**

### The influence of the main groups on the annual change in imports

In the annual increase of imports by 4.1 %, this month has mainly affected the groups: "Mineral, fuels, electricity" with +3.2 percentage points, "Food, beverages, tobacco" with +1.0 percentage points, "Chemical and plastic products" with +0.8 percentage points, ect. While a negative contribution was given by the groups: "Machinery, equipment and spare parts" with -1.8 percentage points, "Textile and footwear" with -0.4 percentage points, ect.

**FIG.3 CONTRIBUTION OF GROUPS TO THE ANNUAL CHANGE OF IMPORTS, MAY 2026**

**The performance of trade in goods by partner countries**

In May 2026, countries with which Albania had the highest increase in exports, compared to May 2025, are: Kosovo (3.9 %), Greece (5.2 %), etc. While, countries with which has had a decrease in exports are: Italy (7.9 %), Germany (0.6 %), etc.

In May 2026, countries with which Albania had the highest increase of imports, compared to May 2025 are: Italy (12.2 %), China (29.2 %), etc. While, countries with which had a decrease in imports are: Germany (11.3 %), Spain (18.8 %), etc.

Trade with the EU countries is 56.5 % of total trade. In May 2026, exports to EU countries occupied 66.1 % of total exports, and imports from EU countries occupied 52.6 % of total imports.

TAB. 1 FLOW OF GOODS (BILLION ALL)

Years	Months	Exports	Annual Change (%)	Imports	Annual Change (%)	Trade balance (mld lekë)	Coverage (%)
2014		256	3,8	552	6,7	-296	46,3
2015		243	-4,9	545	-1,4	-302	44,7
2016		243	0,1	579	6,4	-336	42,0
2017		273	12,1	626	8,1	-353	43,6
2018		310	13,7	641	2,4	-331	48,4
2019		299	-3,8	649	1,2	-350	46,0
2020		272	-9,0	605	-6,8	-333	44,9
2021		367	35,0	784	29,6	-423	46,0
2022		481	30,9	950	21,2	-464	51,2
2023		430	-10,4	873	-8,2	-432	50,5
2024		369	-14,3	894	2,5	-526	41,2
2025		346	-6,1	887	-0,8	-541	39,0
2025	01 - 25	28	-4,5	60	0,1	-32	46,4
	02 - 25	30	-5,3	68	-8,6	-37	44,6
	03 - 25	31	-4,9	74	-1,4	-42	42,5
	04 - 25	30	-13,3	76	0,5	-46	39,5
	05 - 25	32	-7,9	78	-2,1	-46	41,0
	06 - 25	31	-9,0	77	-0,2	-45	40,8
	07 - 25	30	-6,9	83	-2,4	-53	36,5
	08 - 25	20	-8,4	67	-2,7	-47	30,1
	09 - 25	27	-10,7	75	5,6	-48	36,3
	10 - 25	31	1,0	80	3,6	-49	39,1
	11 - 25	28	-6,9	71	-3,0	-43	39,5
	12 - 25	27	5,6	80	1,3	-53	33,6
	Jan-Dec	346	-6,1	887	-0,8	-541	39,0
2026	01 - 26	27	-4,5	58	-4,0	-31	46,2
	02 - 26	31	2,8	68	0,8	-37	45,5
	03 - 26	33	4,1	80	8,8	-48	40,7
	04 - 26	35	16,9	79	4,4	-44	44,2
	05 - 26	33	2,8	81	4,1	-48	40,4

**Note to users:**

Detailed monthly and annual data by groups are available in INSTAT's statistical database: [Foreign Trade](#)

# Methodology

The publication of Foreign Trade statistics is subject to methodological revisions, which are based on administrative data from customs authorities.

Foreign Trade in Goods is a monthly periodic publication that presents Albania's trade in goods with other countries of the world. The data processed by INSTAT for this publication are administrative data obtained from the General Directorate of Customs.

## Definitions

Exports are goods destined to a third country placed under customs export or outward processing arrangements or re-exported following inward processing. The FOB (free on board) value of exports of goods is the value of the goods at the exporter's customs frontier.

Imports are goods arrived from a third country and are directly placed, or are left in a warehouse, under customs procedure of release for free circulation, inward processing, or processing under customs control. The cost, insurance and freight (CIF) price is the price of a good delivered at the frontier of the importing country, or the price of a service delivered to a resident, before the payment of any import duties or other taxes on imports or trade and transport margins within the country.

Combined Nomenclature (CN) is a goods nomenclature used by international trade in goods statistics and for customs tariffs.

Member States of the European Union: Belgium, Germany, France, Italy, Luxembourg, Netherlands, Denmark, Ireland, Greece, Spain, Portugal, Austria, Finland, Sweden, Cyprus, Czech Republic, Estonia, Hungary, Latvia, Lithuania, Malta, Poland, Slovakia, Slovenia, Bulgaria, Romania, Croatia.

## Explanation of Symbols

0 value less than half of unit of measure

- no value

÷ up to