INSTAT
Republika e Shqipërisë
Instituti i Statistikave

Instituti i Statistikave
Rr. Vllazën Huta,
Ndërtesa 35, Hyrja 1
Tiranë, Kodi Postar 1017

info@instat.gov.al
www.instat.gov.al
Tel: +355 4 2222 411
Faks: +355 4 2222 411

BALANCE OF ELECTRIC POWER

Quarter III - 2026

During the third quarter of 2026, available electricity increased by 13.2%, compared with the same period of the previous year.

Net domestic electricity production increased by 77.9%, reaching 1,913 GWh in the third quarter of 2026, compared with 1,075 GWh in the same period of 2025.

This production was generated by public hydropower plants, which accounted for 57.9% of net domestic production; private and concessionary hydropower plants, which accounted for 15.9%; and other producers (other renewable energy sources), which accounted for 26.2% of total net domestic electricity production.

Gross imports of electricity, including exchanges (energy received), reached 998 GWh in the third quarter of 2026, compared with 1,260 GWh in the same period of 2025, representing a decrease of 20.8%.
Gross exports of electricity, including exchanges (energy delivered), reached 620 GWh in the third quarter of 2026, compared with 312 GWh in the same period of 2025, marking an increase of 98.8% (Fig. 1).

FIG. 1 AVAILABLE ELECTRICITY, NET DOMESTIC PRODUCTION, GROSS IMPORTS AND GROSS EXPORTS

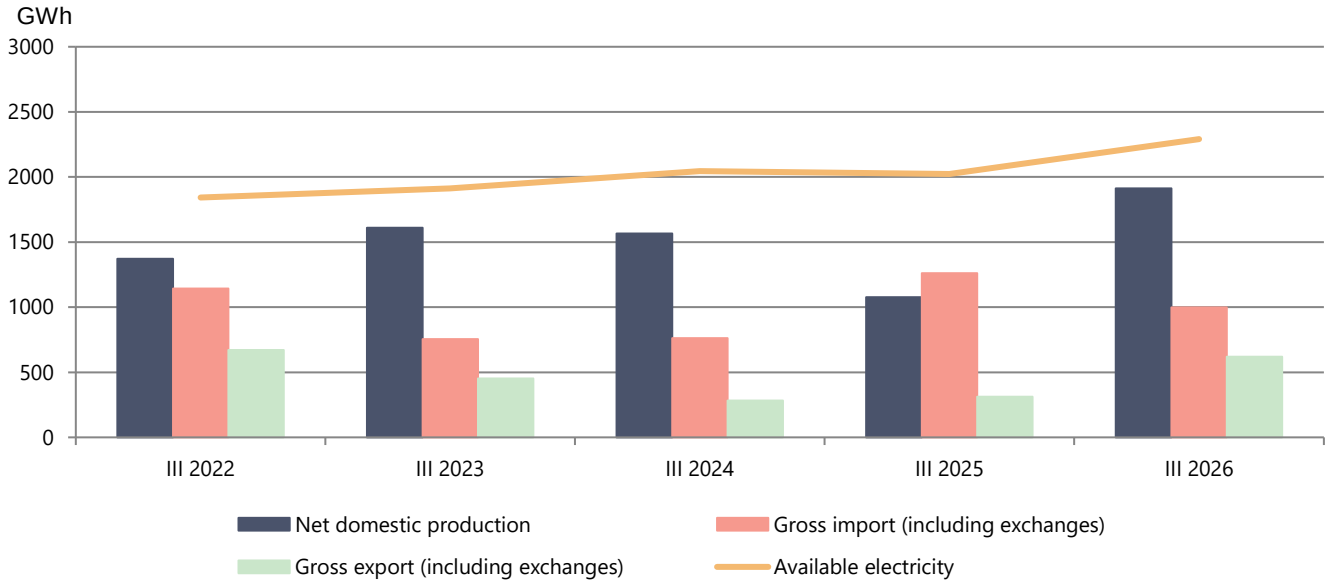

For publication 25/11/2026

TAB. 1 BALANCE OF ELECTRIC POWER

(MWh)

Indicators		Q. III 2025	Q. III 2026
A	**Available electricity (A = 1 + 2 - 3)**	**2,023,262**	**2,290,718**
1	Net domestic production (1=1.1+1.2+1.3)	1,075,345	1,913,407
1.1	Thermo	0	0
1.2	Hydro (1.2 = a + b)	763,948	1,412,584
a	Net public producers (a = a.1 - a.2)	586,083	1,107,411
a.1	Gross public producers	591,423	1,115,990
a.2	Losses and own consumption	5,340	8,578
b	Independent power producers	177,864	305,173
1.3	Other producers (other renewable)	311,397	500,823
2	Gross import (including exchanges)	1,259,905	997,685
3	Gross export (including exchanges)	311,988	620,374
B	**Consumption of electricity (B = 1 + 2)**	**2,023,262**	**2,290,718**
1	Electrical losses (1 = 1.1 + 1.2)	323,399	348,284
1.1	Losses in transmission	45,272	52,943
1.2	Losses in distribution (1.2 = a + b)[1]	278,128	295,341
a	Technical losses in distribution	223,361	246,278
b	Non technical losses in distribution[2]	54,766	49,063
2	Consumption of electricity by domestic users (2 = 2.1 + 2.2)	1,699,863	1,942,435
2.1	Households	840,267	993,652
2.2	Non households	859,596	948,783

[1]Technical and non-technical losses are estimates provided by operators in the electricity sector
[2] Non-technical Non-technical losses also include statistical differences arising from undeclared production and from timing differences between the measurement of electricity production, sales and consumption.

Public hydro plants, in the third quarter of 2026, generated 1,107 GWh, compared to 586 GWh in the third quarter of 2025, marking an increase in production of 89.0%.

Private and concessionary hydropower producers generated 305 GWh, compared to 178 GWh in the same period of the previous year, marking an increase in production of 71.6%.

Other producers (renewable energy sources other than hydro and thermal) generated 501 GWh, compared to 311 GWh in the same period of the previous year, marking an increase of 60.8% in electricity production.

Electricity exchange (the difference between **gross exports and gross imports** of electricity) reached a negative value of -377 GWh in the third quarter of 2026, reflecting a higher level of imports compared to exports (Fig. 2).

FIG. 2 ELECTRICITY EXCHANGE

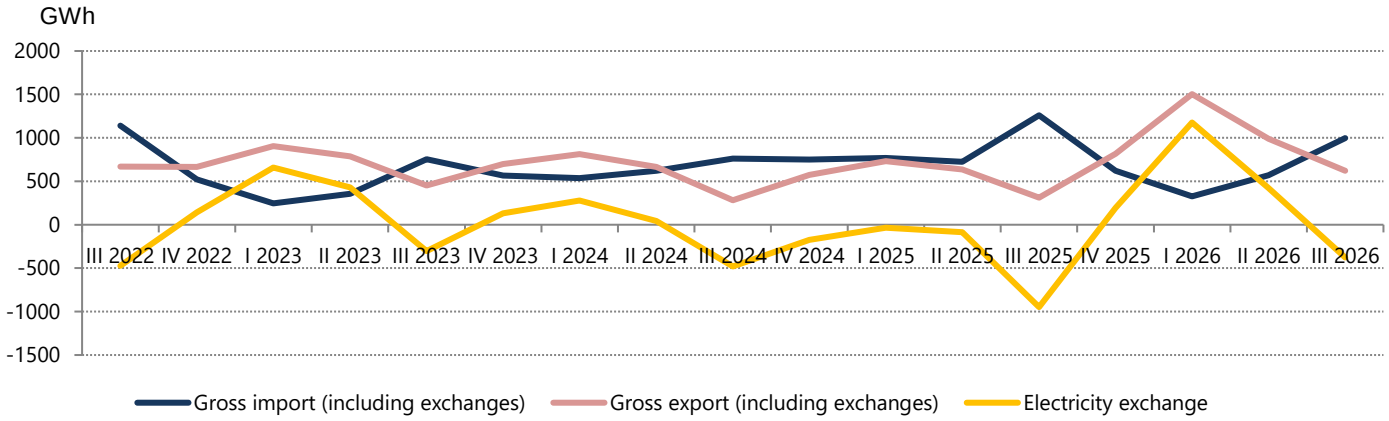

Electrical losses increased by 7.7%, reaching 348.3 GWh in the third quarter of 2026 compared to 323.4 GWh in the third quarter of 2025.

The share of **electrical losses** in total available electricity during the third quarter of 2026 was 15.2%, compared to 16.0% in the third quarter of 2025, representing a decrease of 0.8 percentage points.

During the third quarter of 2026, **transmission losses** increased by 16.9%, while distribution losses increased by 6.2%, compared to the same period in 2025 (Fig. 3).

FIG. 3 CONSUMPTION OF ELECTRICITY, ELECTRICAL LOSSES AND CONSUMPTION OF ELECTRICITY BY DOMESTIC USERS

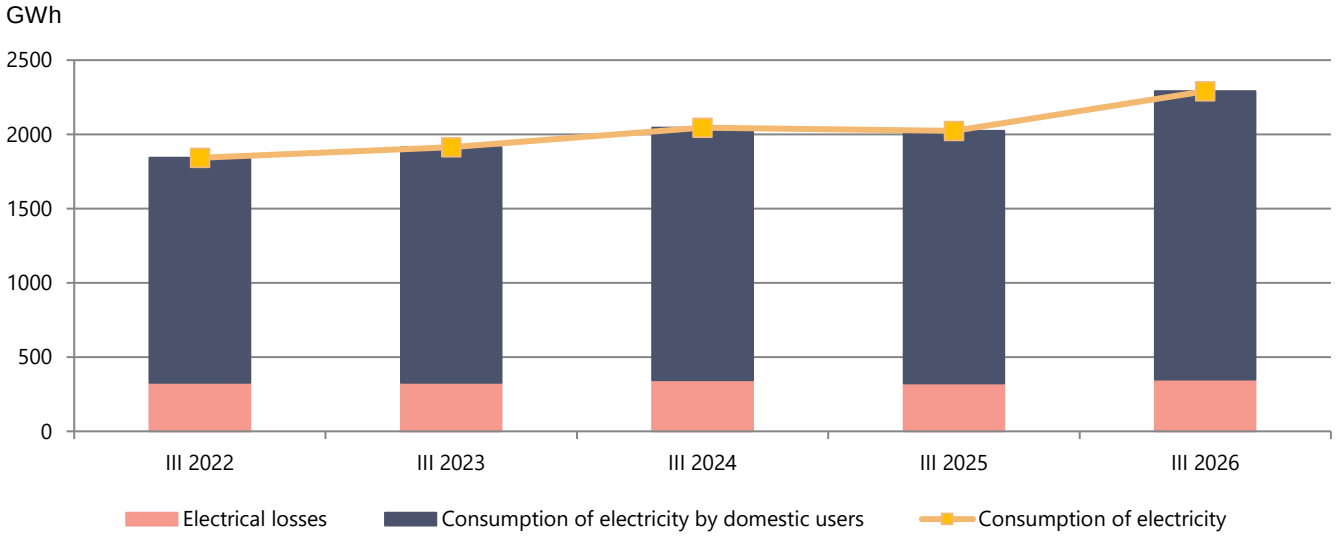

Electricity consumption by final users in the third quarter of 2026 increased by 14.3%, reaching 1,942 GWh, compared to 1,700 GWh in the third quarter of 2025.

The increase in electricity consumption by final users was influenced by both **household** and **non-household** consumers. Household electricity consumption increased by 18.3%, while non-household electricity consumption increased by 10.4%, compared to the third quarter of 2025 (Fig. 4).

FIG. 4 CONSUMPTION OF ELECTRICITY BY DOMESTIC USERS

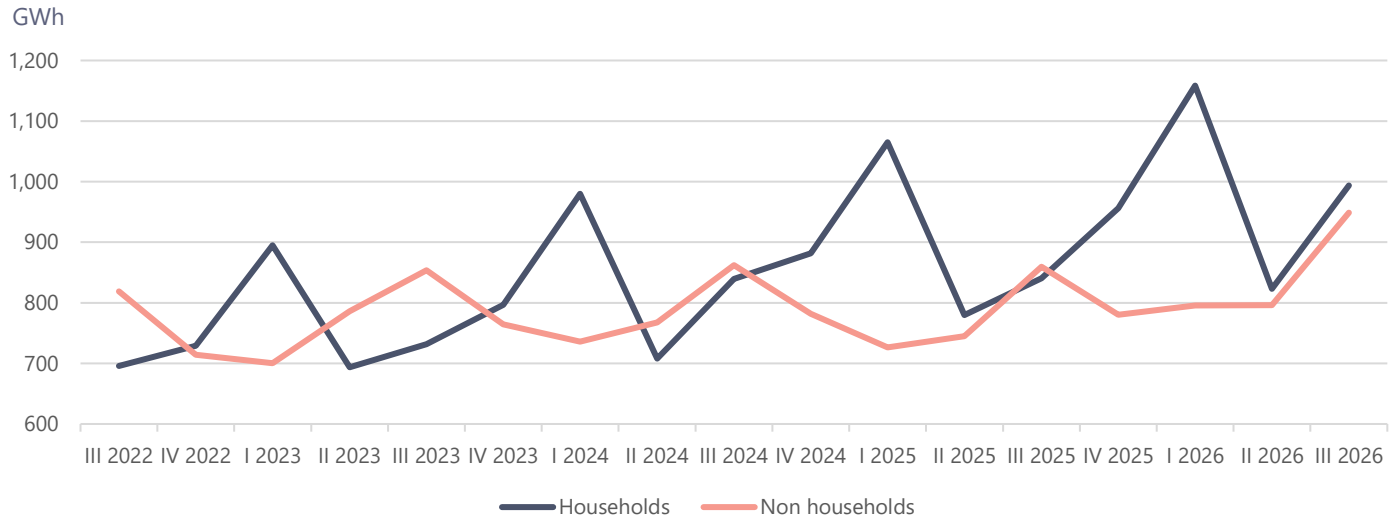

Note to users:

- *Detailed data are available in INSTAT's statistical database: Energy*
- *In accordance with the Error Treatment Policy, INSTAT promptly corrects any errors identified in published official statistics. Users are informed immediately and transparently of the corrections and resulting changes, in line with the principles of impartiality, transparency and quality of official statistics. The full Error Treatment Policy is available at: https://www.instat.gov.al/media/2939/the_errors_treatment_policy.pdf*
- *Data for the second quarter of 2026 on technical and non-technical losses in distribution have been revised based on updated data from OSSH sh.a. (technical losses 208,330 MWh, non-technical losses 59,057 MWh). The revised data are reflected in the INSTAT database.*

Methodology

The Balance of Electric Power provides statistical information on net domestic electricity production, electricity exchange, network losses and final electricity consumption in Albania. Electricity statistics are published on a quarterly basis, based on monthly data collected from administrative sources such as:

• KESH sh.a., a state-owned company engaged in the production, transformation, sale and purchase of electricity;

• OSSH sh.a., a state-owned company responsible for electricity distribution, as well as for the construction, operation and maintenance of the distribution network;

• OST sh.a., the state-owned company operating the electricity transmission system in Albania. OST sh.a. ensures the necessary transmission capacities for:

o the uninterrupted supply of electricity to distribution system substations and consumers directly connected to the transmission network;

o the transmission of electricity generated from domestic sources;

o transit flows and the necessary electricity exchanges with countries in the region.

Definitions of basic indicators

Available electricity refers to the quantity of electricity produced domestically, plus the quantity imported (including exchanges), less the quantity exported (including exchanges)..

Net domestic production of electricity is equal to the gross electricity production from thermo plants, hydroelectric plants and other producers less the electrical energy absorbed by the generating auxiliaries and the losses in the main generator transformers.

Thermo electricity refers to electricity produced by thermo plants.

Hydroelectricity refers to energy of water converted into electricity in hydroelectric plants.

Losses and own consumption refers to the electricity used by the auxiliary activities of the power station directly related to production, such as water cooling, power station services, heating, lighting,etc.

Independent power producers refer to private electricity producers which consist of private plants and concession contracts with the Republic of Albania. These producers are directly related to the transmission system and are licensed by the Energy Regulatory Entity (ERE) and may sell capacity or energy to OST and OSSH, to cover losses in transmission and distribution system, as well as to other clients.

Other producers refer to electricity production from other energy sources, excluding hydro and thermo electricity.

Electricity exchange refers to the difference between imported and exported electricity, also including transits and necessary exchanges of electricity with other countries in the region.

Consumption of electricity refers to the use by household consumers and the amount of losses in the electricity power.

Electrical losses refer to losses in transmission network including own consumption in transmission and distribution losses. Technical losses in distribution are estimated by OSSH as Non-technical losses refer to the difference between total losses in distribution and technical losses in distribution and are added also statistical differences which derive from the differences in the period of measurement in production, consumption and trade of electricity.

Consumption of electricity by domestic users refers to the quantity of electricity consumed by final users and is calculated as the sum of the consumption of households and non-households.

Households refer to the quantity of household's electricity consumption.

In this indicator calculation is included the economic damage, in the certain percentage for households consumers.

Non households refer to the electricity consumption quantity that are not consumed by households but include the consumption of electricity by industry, transport, agriculture, public services, etc.

In this indicator calculation is included the economic damage, in the certain percentage for non-households consumers.