

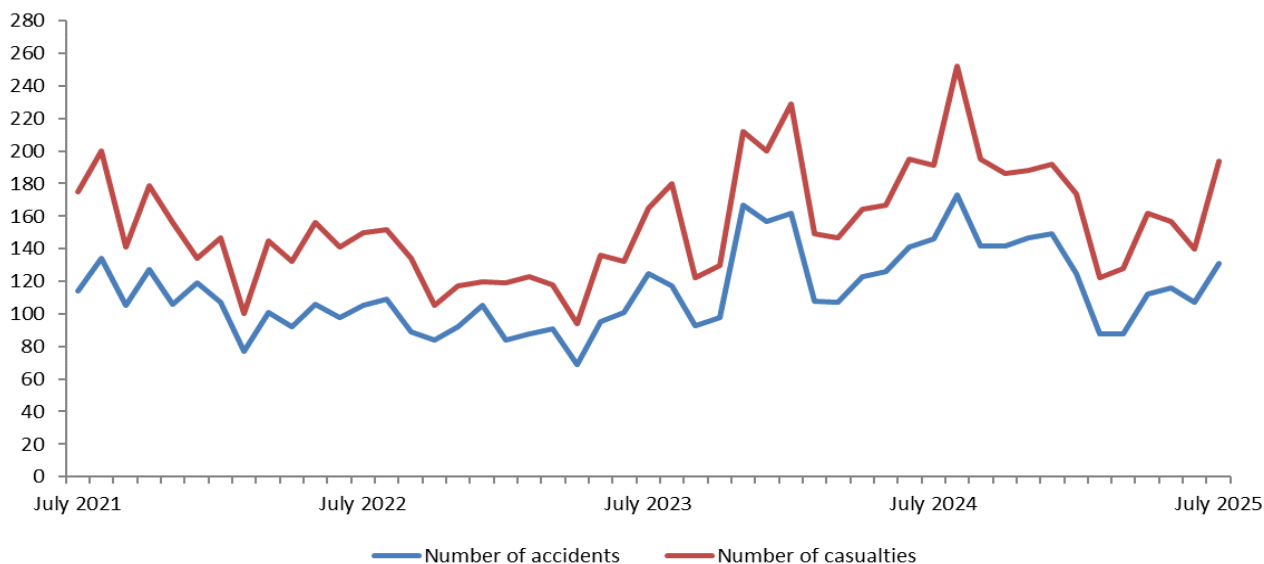
Road accidents*

July 2025

Tirana, 28 August 2025: In July 2025, are counted 131 road accidents from which 194 persons were casualties (killed and injured). * (The data published is preliminary and subject of updating).

During the periods January-July 2025, the number of road accidents decreased by 16.0 %, compared to the same period a year earlier.

Fig. 1 Road accidents and number of casualties (killed and injured), July 2021 – July 2025

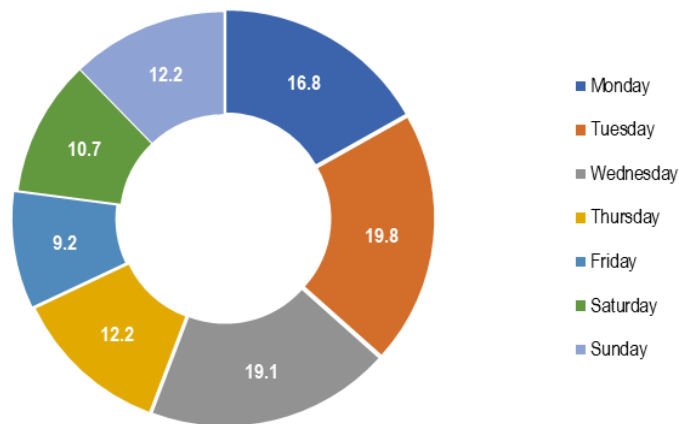


Source: General Directorate of State's Police, INSTAT's calculations

The road accidents, in 89.3 % of cases, occurred as a result of the driver's behavior. The highest number of accidents, in this period, was carried out by the age group 25-34, accounting 28.2 % of the total number of accidents.

In July 2025, the highest number of road accidents occurred on Tuesday by 19.8 %, while the lowest number of accidents occurred on Friday by 9.2 %.

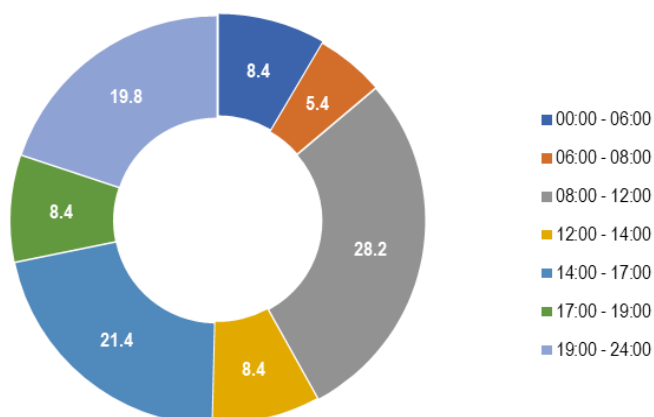
Fig. 2 Road accidents by day of the week in %, July 2025



Source: General Directorate of State's Police, INSTAT's calculations

The highest number of road accidents occurred during the time frame 08:00-12:00 accounting by 28.2 % of the total number of road accidents.

Fig. 3 Road accidents by time of occurrence in %, July 2025



Source: General Directorate of State's Police, INSTAT's calculations

For more information, visit INSTAT web page:

<https://www.instat.gov.al/en/themes/industry-trade-and-services/transport-accidents-and-characteristics-of-road-vehicles/#tab2>

Tab. 1 Road accidents and number of casualties, by gender

Period	Total	Killed and injured persons	
	Accidents	Female	Male
July 2024	146	68	123
July 2025	131	58	136
The annual change (%)	-10.3	-14.7	10.6
January-July 2024	913	395	847
January-July 2025	767	325	752
The annual change (%)	-16.0	-17.7	-11.2

Source: General Directorate of State's Police, INSTAT's calculations

Tab. 2 Road accidents, number of killed and injured, by users of road

Period	Behavior of the driver	Accidents by		Killed and injured persons	
		Behavior pedestrian	Behavior of the driver	Behavior pedestrian	Behavior of the driver
July 2024	133	13	176	15	
July 2025	117	14	178	16	
The annual change (%)	-12.0	7.7	1.1	6.7	
January-July 2024	792	121	1,111	131	
January-July 2025	678	89	973	104	
The annual change (%)	-14.4	-26.4	-12.4	-20.6	

Source: General Directorate of State's Police, INSTAT's calculation

Tab. 3 Road accidents by driver's age

Period	0 - 24 years old	25- 34 years old	35- 44 years old	45-59 years old	60+ years old	Left the accident scene
July 2024	31	34	27	26	24	4
July 2025	26	37	24	18	24	2
The annual change (%)	-16.1	8.8	-11.1	-30.8	0.0	-50.0
January-July 2024	188	235	169	165	132	24
January-July 2025	166	175	156	151	108	11
The annual change (%)	-11.7	-25.5	-7.7	-8.5	-18.2	-54.2

Source: General Directorate of State's Police, INSTAT's calculation

For more information. visit INSTAT web page:

<https://www.instat.gov.al/en/themes/industry-trade-and-services/transport-accidents-and-characteristics-of-road-vehicles/#tab2>

Tab. 4 Road accidents, by regions*

Period	Accidents		Killed and injured persons		January- July 2024	Accidents		Killed and injured persons	
	July 2024	July 2025	July 2024	July 2025		January- July 2025	January- July 2024	January- July 2025	January- July 2025
Albania	146	131	191	194	913	767	1,242	1,077	
Berat	5	4	6	5	19	18	22	21	
Dibër	2	2	5	4	21	14	46	35	
Durrës	21	5	30	7	113	54	175	74	
Elbasan	5	6	7	12	47	35	68	48	
Fier	14	8	15	10	72	62	95	91	
Gjirokastrë	7	4	19	16	39	39	89	73	
Korçë	5	13	6	13	36	73	44	79	
Kukës	5	1	5	1	35	19	37	28	
Lezhë	17	22	23	35	92	106	134	166	
Shkodër	11	13	13	19	49	68	58	89	
Tiranë	35	37	37	48	318	219	381	287	
Vlorë	19	16	25	24	72	60	93	86	

Source: General Directorate of State's Police, INSTAT's calculation

* (The data published is preliminary and. subject of updating).

For more information. visit INSTAT web page:

<https://www.instat.gov.al/en/themes/industry-trade-and-services/transport-accidents-and-characteristics-of-road-vehicles/#tab2>

Methodology

The purpose of the monthly publication of accidents is to present the results and indicators of road accidents such as: the change in the number of monthly accidents. number of killed and injured persons by road accidents classified by gender, the behavior of road users, age and counties in the country comparing with the same period a year ago. The General Directorate of State Police is the institution that provides INSTAT with a comprehensive system of information on road accidents.

Definitions

Accidents: Unwanted or unintended sudden event or a specific chain of such events which have harmful consequences.

Injury accident: Any accident involving at least one road vehicle in motion on a public road or private road to which the public has right of access, resulting in at least one injured or killed person.

Person killed: It is considered any person killed immediately or dying within 30 days as a result of the accident, excluding suicides.

Person injured: Any person who as result of an accident was not killed immediately or not dying within 30 days, but sustained an injury, normally needing medical treatment, excluding attempted suicides.

The behavior of the driver: It implies when the driver does not comply with the traffic rules according to the "Road Code" as sudden braking, ignores signs (signaling) traffic, disregard the speed limit, etc.

Pedestrian Behavior: It implies when pedestrian does not comply with the traffic rules according to the "Road Code" as crossing the road carelessly, etc.

Source of data: The data are provided by Ministry of Internal Affairs/General directorate of State's Police.

The data of a last month on killed persons by road accidents are preliminary and subject of revision. For more: [Statistical Revision Policy](#).

Explanation of Symbols

- 0 value less than half of unit of measure
- no value
- (...) missing data

For more information. visit INSTAT web page:

<https://www.instat.gov.al/en/themes/industry-trade-and-services/transport-accidents-and-characteristics-of-road-vehicles/#tab2>