

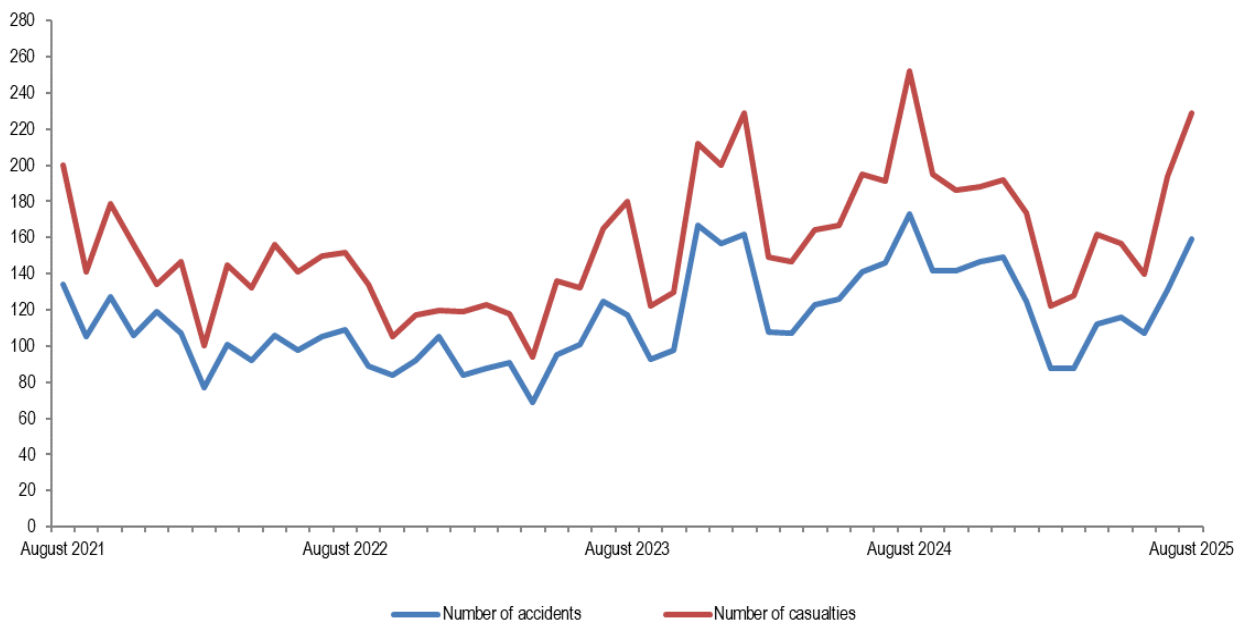
Road accidents*

August 2025

Tirana, 30 September 2025: In August 2025, are counted 159 road accidents from which 229 persons were casualties (killed and injured). * (The data published is preliminary and subject of updating).

During the periods January-August 2025, the number of road accidents decreased by 14.7 %, compared to the same period a year earlier.

Fig. 1 Road accidents and number of casualties (killed and injured), August 2021 – August 2025

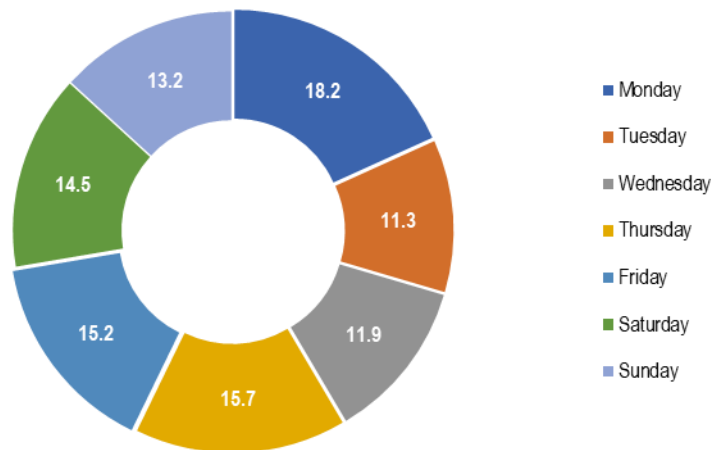


Source: General Directorate of State's Police, INSTAT's calculations

The road accidents, in 91.2 % of cases, occurred as a result of the driver's behavior. The highest number of accidents, in this period, was carried out by the age group 45-59, accounting 25.8 % of the total number of accidents.

In August 2025, the highest number of road accidents occurred on Monday by 18.2 %, while the lowest number of accidents occurred on Tuesday by 11.3 %.

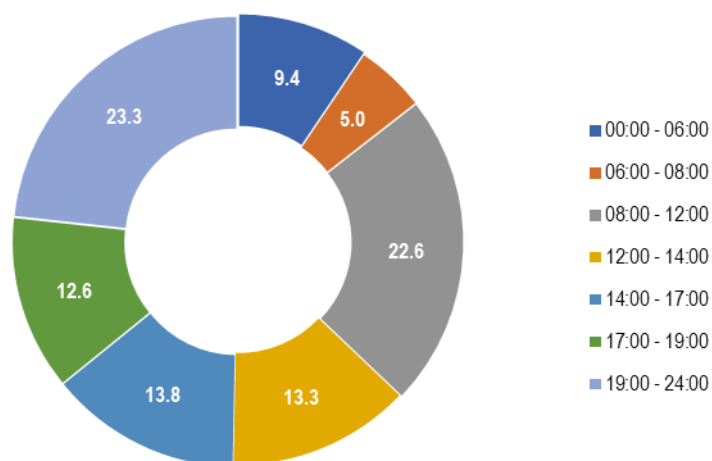
Fig. 2 Road accidents by day of the week in %, August 2025



Source: General Directorate of State's Police, INSTAT's calculations

The highest number of road accidents occurred during the time frame 19:00-24:00 accounting by 23.3 % of the total number of road accidents.

Fig. 3 Road accidents by time of occurrence in %, August 2025



Source: General Directorate of State's Police, INSTAT's calculations

For more information. visit INSTAT web page:

<https://www.instat.gov.al/en/themes/industry-trade-and-services/transport-and-accidents/#tab3>

Tab. 1 Road accidents and number of casualties, by gender

Period	Total	Killed and injured persons	
	Accidents	Female	Male
August 2024	173	92	160
August 2025	159	68	161
The annual change (%)	-8.1	-26.1	0.6
January-August 2024	1,086	487	1,007
January-August 2025	926	393	913
The annual change (%)	-14.7	-19.3	-9.3

Source: General Directorate of State's Police, INSTAT's calculations

Tab. 2 Road accidents, number of killed and injured, by users of road

Period	Accidents by		Killed and injured persons	
	Behavior of the driver	Behavior pedestrian	Behavior of the driver	Behavior pedestrian
August 2024	159	14	238	14
August 2025	145	14	210	19
The annual change (%)	-8.8	0.0	-11.8	35.7
January-August 2024	951	135	1,349	145
January-August 2025	823	103	1,183	123
The annual change (%)	-13.5	-23.7	-12.3	-15.2

Source: General Directorate of State's Police, INSTAT's calculation

Tab. 3 Road accidents by driver's age

Period	0-24 years old	25-34 years old	35-44 years old	45-59 years old	60+ years old	Left the accident scene
August 2024	31	44	27	39	27	5
August 2025	31	38	30	41	14	5
The annual change (%)	0.0	-13.6	11.1	5.1	-48.1	0.0
January-August 2024	219	279	196	204	159	29
January-August 2025	197	213	186	192	122	16
The annual change (%)	-10.0	-23.7	-5.1	-5.9	-23.3	-44.8

Source: General Directorate of State's Police, INSTAT's calculation

For more information. visit INSTAT web page:

<https://www.instat.gov.al/en/themes/industry-trade-and-services/transport-and-accidents/#tab3>

Tab. 4 Road accidents, by regions*

Period	Accidents		Killed and injured persons		Accidents		Killed and injured persons	
	August 2024	August 2025	August 2024	August 2025	January-August 2024	January-August 2025	January-August 2024	January-August 2025
Albania	173	159	252	229	1,086	926	1,494	1,306
Berat	3	3	4	4	22	21	26	25
Dibër	3	5	6	8	24	19	52	43
Durrës	15	8	33	19	128	62	208	93
Elbasan	6	5	11	7	53	40	79	55
Fier	12	16	15	22	84	78	110	113
Gjirokastrë	14	7	23	11	53	46	112	84
Korçë	6	18	7	20	42	91	51	99
Kukës	4	0	7	0	39	19	44	28
Lezhë	25	20	41	39	117	126	175	205
Shkodër	12	7	12	16	61	75	70	105
Tiranë	45	51	53	55	363	270	434	342
Vlorë	28	19	40	28	100	79	133	114

Source: General Directorate of State's Police, INSTAT's calculation

*(The data published is preliminary and. subject of updating).

Methodology

The purpose of the monthly publication of accidents is to present the results and indicators of road accidents such as: the change in the number of monthly accidents. number of killed and injured persons by road accidents classified by gender, the behavior of road users, age and counties in the country comparing with the same period a year ago. The General Directorate of State Police is the institution that provides INSTAT with a comprehensive system of information on road accidents.

Definitions

Accidents: Unwanted or unintended sudden event or a specific chain of such events which have harmful consequences.

Injury accident: Any accident involving at least one road vehicle in motion on a public road or private road to which the public has right of access, resulting in at least one injured or killed person.

Person killed: It is considered any person killed immediately or dying within 30 days as a result of the accident, excluding suicides.

Person injured: Any person who as result of an accident was not killed immediately or not dying within 30 days, but sustained an injury, normally needing medical treatment, excluding attempted suicides.

The behavior of the driver: It implies when the driver does not comply with the traffic rules according to the "Road Code" as sudden braking, ignores signs (signaling) traffic, disregard the speed limit, etc.

Pedestrian Behavior: It implies when pedestrian does not comply with the traffic rules according to the "Road Code" as crossing the road carelessly, etc.

Source of data: The data are provided by Ministry of Internal Affairs/General directorate of State's Police.

The data of a last month on killed persons by road accidents are preliminary and subject of revision. For more: [Statistical Revision Policy](#).

Explanation of Symbols

- 0 value less than half of unit of measure
- no value
- (...) missing data

For more information. visit INSTAT web page:

<https://www.instat.gov.al/en/themes/industry-trade-and-services/transport-and-accidents/#tab3>