

# Crime and criminal justice statistics, 2021

**Tirana, 5 May 2022:** In this publication, crime statistics present information on recorded criminal offences, perpetrators of criminal offences, injured persons, criminal proceedings, defendant persons, and data on prisoners.

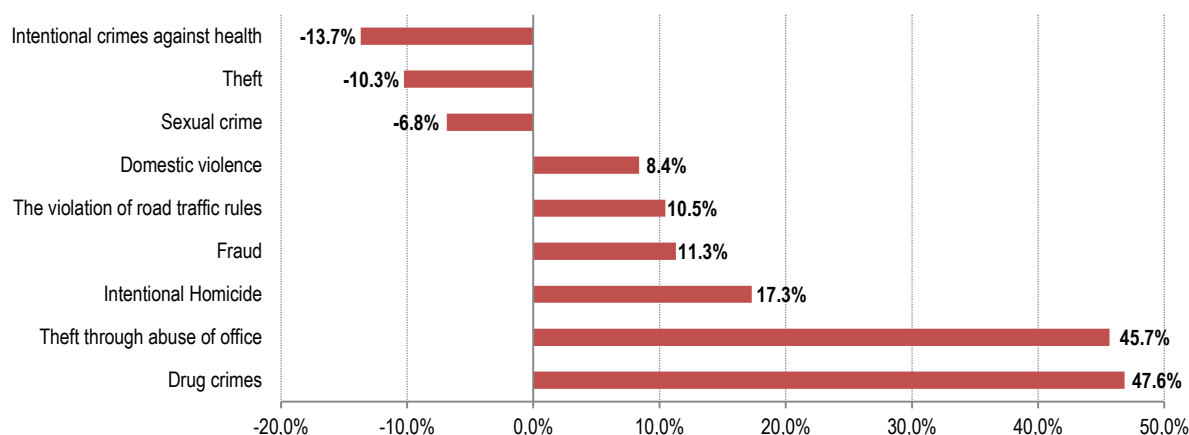
## Recorded criminal offences

In the year 2021, are recorded in total 35,175 criminal offenses, 7.5% more, compared to 2020. In 2021, in relation to the population, 125.1 criminal offenses per 10 thousand inhabitants were identified, from 115.4 in 2020.

**Tab 1: Recorded criminal offences**

| Criminal Offences                   | 2017          | 2018          | 2019          | 2020          | 2021          |
|-------------------------------------|---------------|---------------|---------------|---------------|---------------|
| Intentional Homicide                | 50            | 51            | 58            | 52            | 61            |
| Attempted murder                    | 129           | 114           | 93            | 114           | 101           |
| Intentional crimes against health   | 2,650         | 2,493         | 2,449         | 2,521         | 2,176         |
| Sexual crime                        | 113           | 110           | 155           | 146           | 136           |
| Theft (article 134)                 | 4,351         | 4,532         | 4,290         | 3,909         | 3,508         |
| Violent robbery                     | 169           | 108           | 85            | 88            | 85            |
| Armed robbery                       | 13            | 22            | 13            | 14            | 11            |
| Theft through abuse of office       | 118           | 70            | 76            | 46            | 67            |
| Fraud                               | 1,127         | 1,040         | 959           | 876           | 975           |
| Counterfeit                         | 85            | 82            | 84            | 86            | 67            |
| Domestic violence                   | 1,412         | 1,374         | 1,341         | 1,505         | 1,631         |
| Drug crimes                         | 2,070         | 1,907         | 1,989         | 2,086         | 3,078         |
| The violation of road traffic rules | 5,316         | 5,713         | 5,652         | 5,300         | 5,854         |
| Other                               | 16,714        | 16,852        | 17,966        | 15,993        | 17,425        |
| <b>Total</b>                        | <b>34,317</b> | <b>34,468</b> | <b>35,210</b> | <b>32,736</b> | <b>35,175</b> |
| <b>Per 10 thousand inhabitants</b>  | <b>119.4</b>  | <b>120.2</b>  | <b>123.4</b>  | <b>115.4</b>  | <b>125.1</b>  |

Offenses Domestic Violence, Crime in the drug field, Intentional homicide, The violation of road traffic rules, Fraud and Theft through abuse of office have increased compared with last year, while the rest of offenses has declined.

**Fig 1: Percentage change of criminal offences, 2020–2021**

### Perpetrators of criminal offences

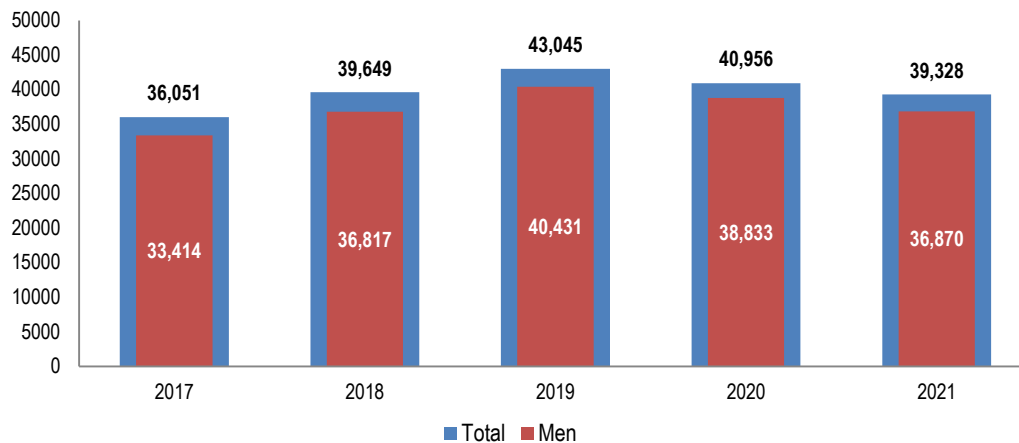
In the year 2021, are registered 39,328 perpetrators per criminal offences, 4.0 % less, compared to the year 2020. The number of perpetrators according to criminal offenses includes the number of suspects who may be present in more than one criminal offense and the perpetrator is counted in all offenses where he is suspected. Meanwhile, the number of perpetrators without recurrence in criminal offenses, in 2021 is 35,745 perpetrators, 1.5 % more, compared to the year 2020.

**Tab 2: Perpetrators per criminal offences**

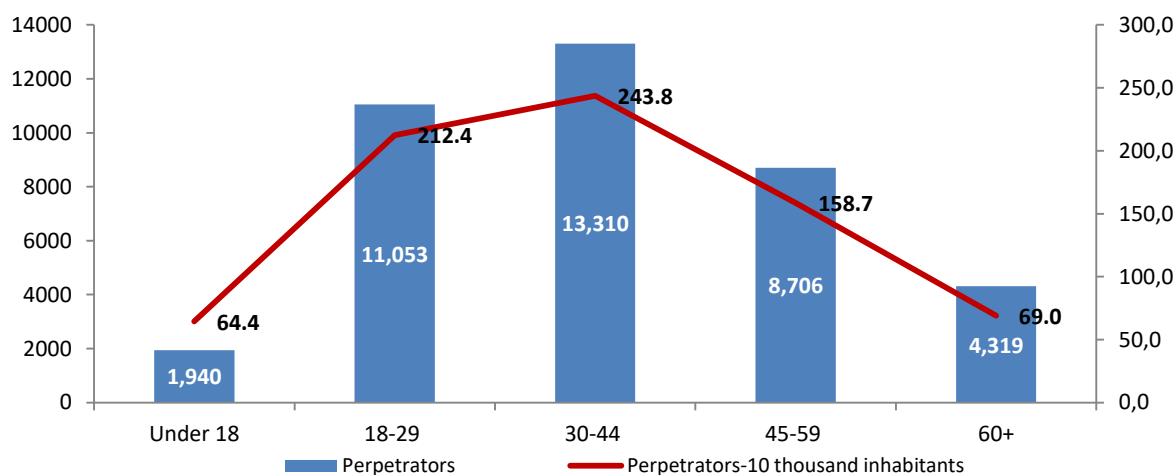
| Criminal Offences                                     | 2017          | 2018          | 2019          | 2020          | 2021          |
|---|---------------|---------------|---------------|---------------|---------------|
| Intentional Homicide                                  | 48            | 60            | 78            | 70            | 67            |
| Attempted murder                                      | 156           | 149           | 113           | 139           | 150           |
| Intentional crimes against health                     | 3,487         | 3,264         | 3,279         | 3,342         | 2,964         |
| Sexual crime  | 111           | 114           | 162           | 165           | 142           |
| Theft (article 134)                                   | 2,909         | 3,178         | 2,608         | 3,019         | 2,685         |
| Violent robbery                                       | 157           | 115           | 101           | 94            | 113           |
| Armed robbery   | 381           | 23            | 34            | 35            | 17            |
| Theft through abuse of office                         | 130           | 77            | 104           | 54            | 89            |
| Fraud   | 1,141         | 1,033         | 983           | 954           | 1,088         |
| Counterfeit   | 81            | 77            | 69            | 69            | 98            |
| Domestic violence                                     | 1,507         | 1,459         | 1,438         | 1,604         | 1,733         |
| Drug crimes   | 2,482         | 2,357         | 2,703         | 3,202         | 3,793         |
| The violation of road traffic rules                   | 5,173         | 5,530         | 5,473         | 5,128         | 5,672         |
| Other   | 18,288        | 22,213        | 25,900        | 23,081        | 20,717        |
| <b>Total</b>  | <b>36,051</b> | <b>39,649</b> | <b>43,045</b> | <b>40,956</b> | <b>39,328</b> |
| <b>Author without recurrence in criminal offenses</b> | <b>32,289</b> | <b>34,537</b> | <b>36,083</b> | <b>35,213</b> | <b>35,745</b> |

Men comprise 93.8 % of the total offenders.

For more information, visit INSTAT webpage: <http://www.instat.gov.al/>

**Fig 2: Total number of perpetrators and men perpetrators**

In 2021, 33.8 % of perpetrators are in the group of 30-44 year old, 28.1 % of the 18-29 age group and 22.1 % belong to the age group 45-59 years. In relation to the population, the ranking of age group is the same.

**Fig.3 Perpetrators for criminal offenses by age group, 2021**

### Injured persons

In 2021 were registered 16,910 injured persons, 5.2 % less persons, compared to the year 2020.

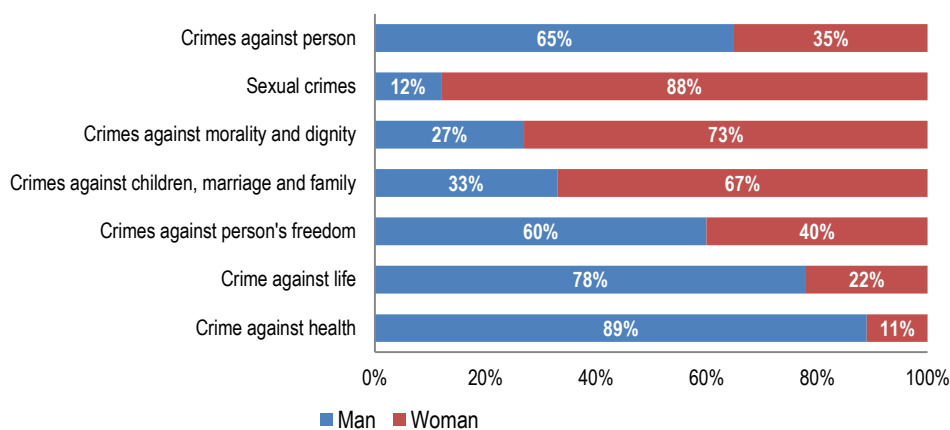
Injured persons for crimes against a person account for 37.9 % of the total number of injured persons.

For more information, visit INSTAT webpage: <http://www.instat.gov.al/>

**Tab 3: Injured persons for crimes against the person**

| Injured persons                                     | 2017          | 2018          | 2019          | 2020          | 2021          |
|---|---------------|---------------|---------------|---------------|---------------|
| Crime against life                                  | 1,606         | 1,652         | 1,416         | 1,466         | 1,303         |
| Crime against health                                | 3,239         | 2,982         | 2,986         | 3,072         | 2,616         |
| Sexual crimes                                       | 114           | 105           | 148           | 132           | 129           |
| Crimes against person's freedom                     | 146           | 173           | 181           | 143           | 120           |
| Crimes against morality and dignity                 | 350           | 335           | 321           | 305           | 313           |
| Crimes against children, marriage and family        | 1,777         | 1,736         | 1,652         | 1,772         | 1,881         |
| Other crimes against the person                     | 25            | 24            | 40            | 38            | 49            |
| <b>Injured persons for crime against the person</b> | <b>7,257</b>  | <b>7,007</b>  | <b>6,744</b>  | <b>6,928</b>  | <b>6,411</b>  |
| <b>Total number of injured persons</b>              | <b>19,062</b> | <b>19,101</b> | <b>18,858</b> | <b>17,829</b> | <b>16,910</b> |

In 2021, in the total number of injured persons by crimes against a person, women make up 27.8 % of the injured persons, and their highest percentage is recorded in sexual crimes, crimes against morality, dignity as well as offences against children, marriage and family.

**Fig 4: The percentage of injured persons of crimes against the persons by sex, 2021**

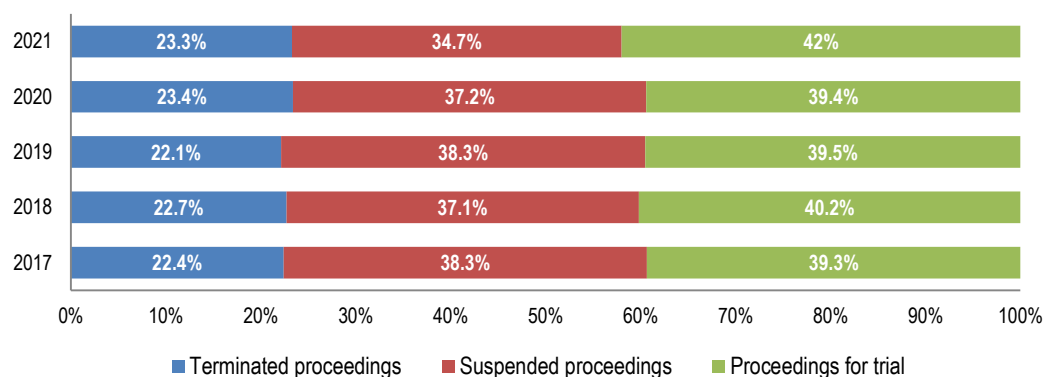
### Criminal proceedings

In the year 2021, the total number of registered criminal proceedings was 28,349, 1.8 % more, compared to the year 2020. From 25,688 completed criminal proceedings, 23.3 % of them are terminated, 34.7 % are suspended and 42 % are sent in court for trial.

For more information, visit INSTAT webpage: <http://www.instat.gov.al/>

**Tab 4: Registered criminal proceedings**

| Criminal offences                   | 2017          | 2018          | 2019          | 2020          | 2021          |
|-------------------------------------|---------------|---------------|---------------|---------------|---------------|
| Intentional Homicide                | 120           | 126           | 137           | 128           | 117           |
| Attempted murder                    | 43            | 52            | 28            | 35            | 48            |
| Intentional crimes against health   | 862           | 908           | 903           | 861           | 823           |
| Sexual crime                        | 102           | 113           | 158           | 136           | 158           |
| Theft (article 134)                 | 9,514         | 9,219         | 8,682         | 7,812         | 7,010         |
| Violent robbery                     | 187           | 118           | 117           | 123           | 112           |
| Armed robbery                       | 22            | 35            | 15            | 15            | 11            |
| Theft through abuse of office       | 127           | 114           | 85            | 68            | 78            |
| Fraud                               | 1,060         | 872           | 745           | 627           | 752           |
| Counterfeit                         | 78            | 80            | 82            | 75            | 62            |
| Domestic violence                   | 1,310         | 1,209         | 1,140         | 1,251         | 1,406         |
| Drug crimes                         | 1,764         | 1,524         | 1,548         | 1,793         | 2,069         |
| The violation of road traffic rules | 3,639         | 4,121         | 4,038         | 3,911         | 4,374         |
| Other                               | 12,634        | 12,898        | 13,017        | 11,017        | 11,329        |
| <b>Total</b>                        | <b>31,462</b> | <b>31,389</b> | <b>30,695</b> | <b>27,852</b> | <b>28,349</b> |

**Fig 5: The progress of completed proceedings**

### Defendant persons

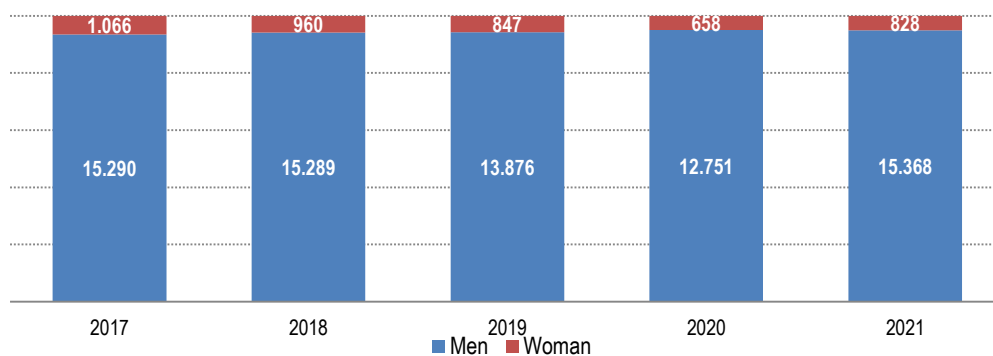
In the year 2021, 16,196 defendants were registered, 20.8 % more, compared to the year 2020.

Men make up 94.9% of the total number of defendants.

For more information, visit INSTAT webpage: <http://www.instat.gov.al/>

**Tab 5: Defendant persons by criminal offences**

| Criminal offences                   | 2017          | 2018          | 2019          | 2020          | 2021          |
|-------------------------------------|---------------|---------------|---------------|---------------|---------------|
| Intentional Homicide                | 98            | 111           | 132           | 110           | 87            |
| Attempted murder                    | 33            | 38            | 32            | 28            | 59            |
| Intentional crimes against health   | 698           | 622           | 542           | 508           | 614           |
| Sexual crime                        | 79            | 66            | 111           | 101           | 128           |
| Theft (article 134)                 | 1,376         | 1,299         | 1,078         | 979           | 1,102         |
| Violent robbery                     | 87            | 73            | 70            | 73            | 85            |
| Armed robbery                       | 17            | 13            | 18            | 14            | 9             |
| Theft through abuse of office       | 78            | 68            | 86            | 42            | 68            |
| Fraud                               | 827           | 446           | 384           | 328           | 328           |
| Counterfeit                         | 41            | 45            | 38            | 22            | 34            |
| Domestic violence                   | 1,194         | 1,198         | 1,038         | 1,081         | 1,304         |
| Drug crimes                         | 1,819         | 1,183         | 921           | 1,033         | 1,487         |
| The violation of road traffic rules | 3,034         | 3,596         | 3,152         | 3,213         | 3,689         |
| Other                               | 6,975         | 7,491         | 7,119         | 5,877         | 7,202         |
| <b>Total</b>                        | <b>16,356</b> | <b>16,249</b> | <b>14,721</b> | <b>13,409</b> | <b>16,196</b> |

**Fig 6: Defendant persons by sex**

### Prisoners

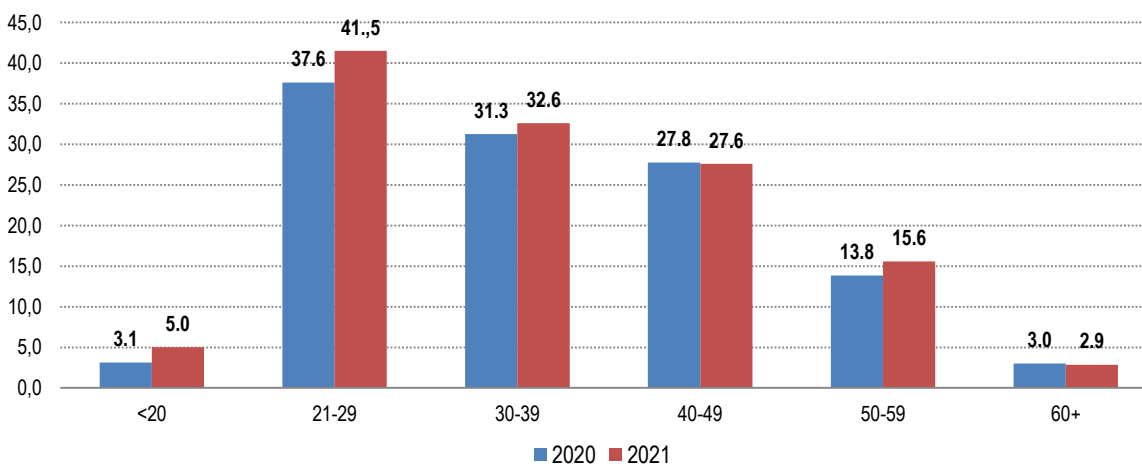
In the end of the year 2021, are counted 4,956 prisoners, 7.4 % more prisoners, compared to 2020. In relation to the population, in 2021 there are 18 inmates per 10 thousand inhabitants, from 16 prisoners in the year 2020. Most prisoners are male persons, who account for 98.7% of the total number of prisoners.

For more information, visit INSTAT webpage: <http://www.instat.gov.al/>

**Tab 7: Prisoners by criminal offences**

| Criminal offences            | 2017         | 2018         | 2019         | 2020         | 2021         |
|------------------------------|--------------|--------------|--------------|--------------|--------------|
| Robbery                      | 1,049        | 859          | 811          | 713          | 684          |
| Homicide                     | 994          | 1,053        | 1,006        | 1,012        | 895          |
| Injury                       | 103          | 94           | 74           | 80           | 95           |
| Sexual crime                 | 90           | 108          | 117          | 112          | 45           |
| Drug crimes                  | 1,598        | 1,706        | 1,580        | 1,311        | 1,431        |
| Criminal organizations       | 26           | 52           | 78           | 71           | 70           |
| Fraud                        | 99           | 112          | 129          | 121          | 127          |
| Exploitation of prostitution | 90           | 78           | 67           | 51           | 44           |
| Other                        | 1,369        | 1,254        | 1,183        | 1,143        | 1,565        |
| <b>Total</b>                 | <b>5,418</b> | <b>5,316</b> | <b>5,045</b> | <b>4,614</b> | <b>4,956</b> |

The age group 21-29 has the highest rate of prisoners in relation to population. The lowest rate is for people over 60 and under 20 years old.

**Fig 7: Prisoners for 10 thousand inhabitants by age group**

For more information, visit INSTAT webpage: <http://www.instat.gov.al/>

# Methodology

## *Data source:*

Data was provided by the State Police Directorate, General Prosecution and General Directorate of Prison.

The data on identified criminal offenses and perpetrators are preliminary and subject to review.

### **1. Recorded criminal offences**

Statistics on recorded criminal offences give a comprehensive view of the cases inflow to the Police during one year. It shows the number of offences that have been reported and recorded as criminal offences by the police.

### **2. Perpetrators of criminal offences**

Data on suspected persons refer to persons suspected by the police for committing a criminal offence. One perpetrator may be present in more than one criminal offense.

### **3. Injured persons**

Injured persons of criminal offences refer to injured persons from the occurrence of a crime during a year.

### **4. Criminal proceedings**

Criminal proceedings refer to cases for which a criminal investigation had been started from prosecution. Registered criminal proceeding for one year refers to new criminal proceedings registered for that year. Terminated proceedings are the proceedings for which the prosecutor at the conclusion of the preliminary investigation decides or asks the court to dismiss the case or the charge, when the cases provided for in Article 328 of the Criminal Procedure Code. Suspended proceedings are the decision of the prosecutor in cases when the perpetrator is not recognized or when the defendant wanders out of a serious illness stopping the further investigation. The statistics on criminal proceedings sent to trial show cases outflow to court in prosecution of a person charged or to be charged for the committing of a crime.

### **5. Defendant persons**

For more information, visit INSTAT webpage: <http://www.instat.gov.al/>



Statistics on defendants presents data on the number of new defendants that goes to court during the referring year from criminal proceedings. In the justice system, in this phase they are not more suspected persons of committing of a criminal offence, as they were in police but they are accused persons.

## 6. Prisoners

Data on prisoners includes juvenile persons (under 18 years old), adults (over 18 years old) by gender who have been convicted by a final decision and pre-detainees over the years. The number of prisoners shows the prisoners' situation in a given year, including new arrivals and exits that occur for the period in question.

### Definitions

**Intentional homicide:** A criminal offense by which another person is intentionally or negligently deprived of life. Are included articles of Criminal Code: article 76 Murder, article 77 Murder connected with another crime, 78 Premeditated homicide, 78/a Murder for blood feud, 79 Homicides committed in other specific circumstances, 79/a Public officials murder, 79/b Police murder, 79/c Murder for family relationship, 81 Infanticide.

**Crimes against health:** Are included articles 86 – 90 of Criminal Code of Albania.

**Sexual crimes:** Are included article 100-108/a of Criminal Code of Albania

**Fraud:** Are included articles 143-149/b of Criminal Code of Albania.

**Counterfeit:** Article 183 of Criminal Code of Albania.

**Robbery:** Includes Article 139 of the Criminal Code.

**Violation of road traffic rules:** Includes criminal offenses such as: article 290 Violation of road traffic regulations, article 291 Driving vehicles inappropriately, article 273 leaving the scene of an accident.

**Drug crimes:** Are included article 283 Production and sale of narcotics, article 283/a Trafficking of narcotics, article 284 Cultivation of narcotic plants, article 284/c Production and manufacturing of narcotic and psychotropic substances.

For more information, visit INSTAT webpage: <http://www.instat.gov.al/>