

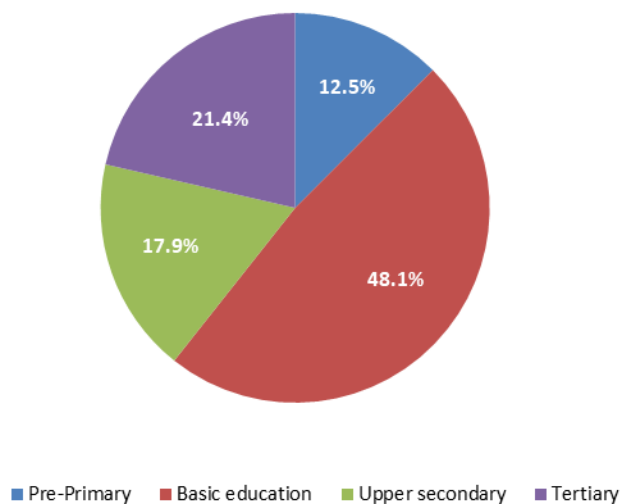
# Education enrollment statistics

## 2021-2022

**Tirana, April 04, 2022:** In the academic year 2021-2022, 577,869 pupils and students were enrolled in formal education, with a decrease of 2.0 % compared to the academic year 2020-2021.

The structure of participation in official education by level of education is almost similar during the last three school/academic years.

**Fig. 1 Structure of enrolled pupils/students by level of education, 2021-22**



## Pre-university Education

In the school year 2021-22, 453,989 pupils and children enrolled in pre-university education, marking a decrease of 2.5 % compared to the 2020-21 school year.

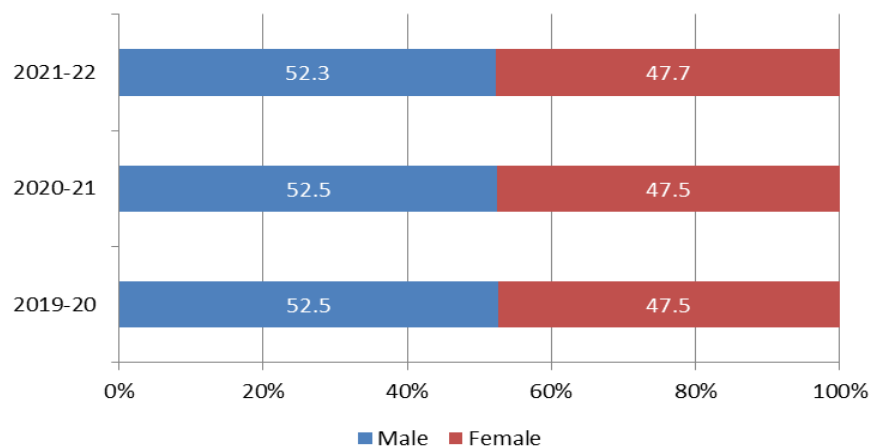
During this school year, 72,384 children are enrolled in the pre-school education, 1.5 % more compared to the previous school year. In the basic education, are enrolled 278,138 pupils, 55.4 % in primary education and 44.6 % in lower secondary education. Compared to the school year 2020-21, in basic education are enrolled 2.9 % less pupils.

**For release 04.04.2022**

*Continue*

In the school year 2021-22, 90.3 % of basic education pupils are enrolled in public education institutions and 9.7 % in private education institutions. Among the pupils enrolled in basic education, girls constitute 47.7 % of the total.

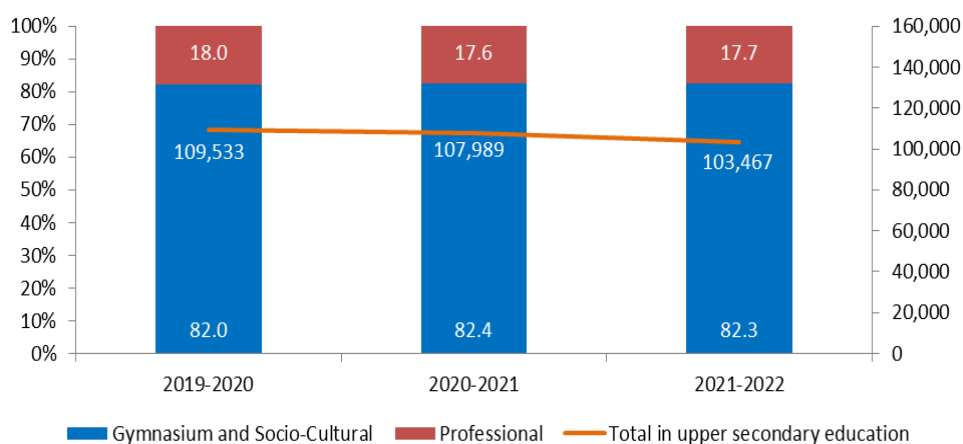
**Fig.2 Pupils enrolled in basic education by sex**



In 2021-22, are enrolled in upper secondary education 103,467 pupils, marking a decrease of 4.2 %, compared to the previous school year. In 2021-22 school year, the major part of pupils in upper secondary education, 82.3 %, consist of gymnasium and socio-cultural schools pupils. This proportion has remained almost at the same level during the last three years.

The majority of pupils enrolled in upper secondary education attend public education institutions (86.6 %).

**Fig. 3 Pupils enrolled in upper secondary education**

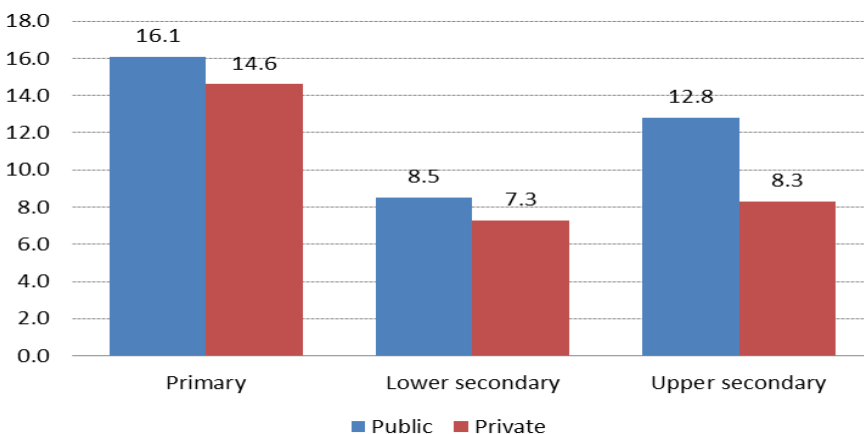


For more information, visit INSTAT webpage: <http://www.instat.gov.al/>

In the academic year 2021-22, the number of teachers of basic education is 24,400, of whom 76.7 % are women. The ratio of pupils for a teacher in public primary education is 16.1 and in private is 14.6. In the lower secondary, the ratio of pupils to a teacher in public institutions is 8.5 and in private institutions is 7.3.

The number of teachers in upper secondary education is 8,658, of whom 69.2 % are women. The pupil teacher ratio in upper secondary public education is 12.8 and in private education institutions is 8.3.

**Fig. 4 Pupil Teacher Ratio in preuniversity official education, 2021-22**



### Tertiary education

In the academic year 2021-22, are enrolled in all tertiary programs 123,880 students, marking an increase of 0.1 % compared to 2020-21. Students enrolled in tertiary public education account for 76.3 % of the total number of students. In the academic year 2021-22, 73,493 female students are enrolled in all tertiary programs, constituting 59.3 % of the total number of tertiary students.

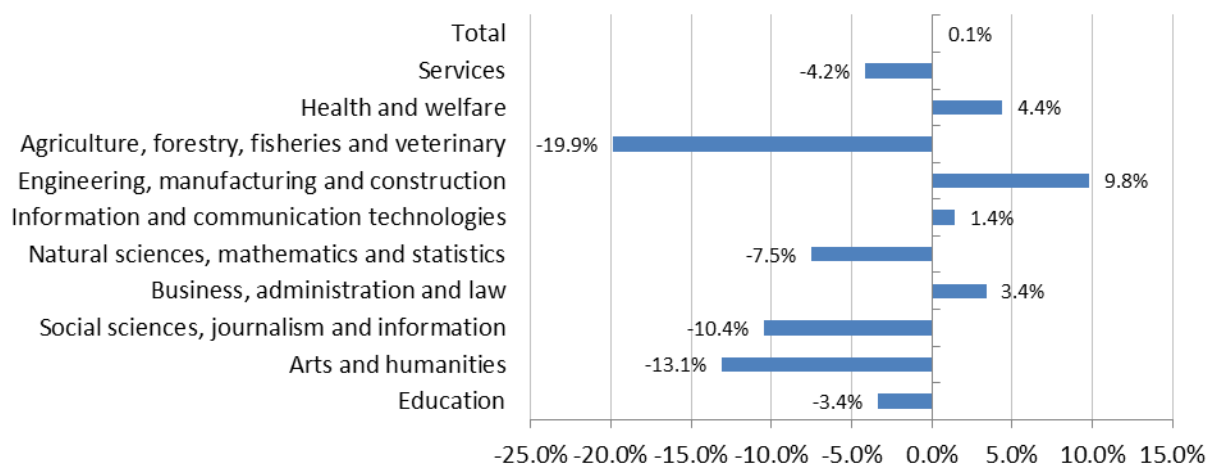
For the same period, 72,852 students are enrolled in bachelor programs, marking a decrease of 2.1 % compared to 2020-21.

In the academic year 2021-22, as in the previous academic year, students prefer more the field of study “Business, administration and law”, were is concentrated one fourth of the total number of students. The less preferred field of study is “Agriculture, forestry, fisheries and veterinary” with only 2.2 % of the total number of students.

Analysed for each field of study, compared to the previous academic year, it is noted a decrease in the number of students enrolled in the fields of “Agriculture, forestry, fisheries and veterinary” with 19.9 % and “Arts and humanities” with 13.1 %. On the other side, fields “Engineering, manufacturing and construction” and “Health and welfare” show an increase with respectively 9.8 % and 4.4 %.

For more information, visit INSTAT webpage: <http://www.instat.gov.al/>

**Fig. 5 Percentage change of the number of students enrolled in tertiary education by field of study, 2021-22 - 2020-21**



## Annex

Tab. 1 Pupils enrolled in preuniversity education

ISCED-2011	School / academic year	2019-20	2020-21	2021-22
02	In Kindergartens	77,858	71,332	72,384
1+2	In basic education	294,879	286,486	278,138
1	<i>In primary</i>	162,170	158,528	154,140
2	<i>In Lower secondary</i>	132,709	127,958	123,998
3	In Upper secondary	109,533	107,989	103,467
	<i>Gymnasium &amp; Socio-Cultural</i>	89,869	88,965	85,188
	<i>Professional</i>	19,664	19,024	18,279
	<b>Total enrolled in preuniversity education</b>	<b>482,270</b>	<b>465,807</b>	<b>453,989</b>

Tab. 2 Pupils/students enrolled in public/private education institutions, 2021-22

ISCED-2011	Level of education	Public education			Private education			Total		
		Female	Male	Total	Female	Male	Total	Female	Male	Total
02	In Kindergartens	29,975	32,129	62,104	5,016	5,264	10,280	34,991	37,393	72,384
1	Primary	66,327	71,679	138,006	7,606	8,528	16,134	73,933	80,207	154,140
2	Lower secondary	53,453	59,748	113,201	5,161	5,636	10,797	58,614	65,384	123,998
3	Upper secondary	41,037	48,604	89,641	6,891	6,935	13,826	47,928	55,539	103,467
5-8	Tertiary	58,016	36,471	94,487	15,477	13,916	29,393	73,493	50,387	123,880
	<b>Total</b>	<b>248,808</b>	<b>248,631</b>	<b>497,439</b>	<b>40,151</b>	<b>40,279</b>	<b>80,430</b>	<b>288,959</b>	<b>288,910</b>	<b>577,869</b>

Tab. 3 Number of teachers in preuniversity education, 2021-22

ISCED-2011	Level of education	Public education			Private education			Total		
		Female	Male	Total	Female	Male	Total	Female	Male	Total
1	Primary	7,395	1,169	8,564	1,025	79	1,104	8,420	1,248	9,668
2	Lower secondary	9,104	4,155	13,259	1,195	278	1,473	10,299	4,433	14,732
3	Upper secondary	4,774	2,212	6,986	1,219	453	1,672	5,993	2,665	8,658
	<b>Total</b>	<b>21,273</b>	<b>7,536</b>	<b>28,809</b>	<b>3,439</b>	<b>810</b>	<b>4,249</b>	<b>24,712</b>	<b>8,346</b>	<b>33,058</b>

For more information, visit INSTAT webpage: <http://www.instat.gov.al/>

**Tab. 4 Students enrolled in tertiary education**

ISCED-2011	Level of education	2019-20			2020-21			2021-22		
		Female	Male	Total	Female	Male	Total	Female	Male	Total
5	Short cycle tertiary (2 years)	1,921	3,421	5,342	2,185	3,664	5,849	2,561	4,223	6,784
6	Bachelor	48,742	33,927	82,669	43,787	30,595	74,382	41,492	31,360	72,852
7	Master	26,022	14,091	40,113	27,621	13,928	41,549	29,159	14,525	43,684
8	Doctorate	1,296	844	2,140	1,228	789	2,017	281	279	560
	<b>Total</b>	<b>77,981</b>	<b>52,283</b>	<b>130,264</b>	<b>74,821</b>	<b>48,976</b>	<b>123,797</b>	<b>73,493</b>	<b>50,387</b>	<b>123,880</b>

**Tab. 5 Students enrolled in tertiary education, by fields of study**

Fields of study	2019-20	2020-21	2021-22
Education	9,062	8,367	8,085
Arts and humanities	12,537	10,972	9,536
Social sciences, journalism and information	11,397	10,277	9,204
Business, administration and law	32,732	31,173	32,227
Natural sciences, mathematics and statistics	5,962	4,924	4,553
Information and communication technologies	8,883	8,341	8,458
Engineering, manufacturing and construction	20,775	20,537	22,555
Agriculture, forestry, fisheries and veterinary	4,158	3,458	2,770
Health and welfare	20,199	21,195	22,130
Services	4,559	4,553	4,362
<b>Total</b>	<b>130,264</b>	<b>123,797</b>	<b>123,880</b>

# Methodology

Education in Albania is organized according to these programs and classified according to ISCED-2011 Classification, used internationally in education statistics:

Level 0 - Early childhood education - Early childhood / Pre-primary education;

Level 1 - Primary education or first cycle of basic education;

Level 2 - Lower Secondary Education or second cycle of basic education;

Level 3 - Upper Secondary Education - Gymnasium / Socio-cultural / Professional;

Level 4 - Post-secondary but not tertiary;

Level 5 - Higher Education Short Cycle;

Level 6 - Bachelor or equivalent;

Level 7 - Master or equivalent;

Level 8 - PHD or equivalent

## DEFINITIONS

**Formal Education** is defined as institutionalized, intentional and planned education through public and private institutions, recognized by the national education authority, that in their entirety constitute the official education system of a country. Formal education programs are recognized as such by the relevant national education authorities, equivalent or subordinate education providers. Formal education consists more of education starting from the first grade and continues regularly year after year, mainly in the full-time system (before becoming part of the labor market), of vocational education, of education for special needs and some parts of adult education, often recognized as part of the formal education system.

**Pre-university education** includes education provided by educational institutions such as kindergartens, basic schools and upper secondary ones.

**Basic education** consists of two cycles: primary education that is conducted in grades 1-5 and upper cycle or lower secondary education that is conducted in grades 6-9. Basic education is compulsory at age 6 and lasts 9 years. The student is required to attend basic education up to the age of 16 years old.

**Upper secondary education** includes gymnasium and socio cultural education as well as, professional education, which is divided into lower technical (vocational) and higher professional education.

**Pupil per Teacher Ratio**, is the ratio of the number of pupils enrolled at a specific level of education to the number of teachers of the same level.

For more information, visit INSTAT webpage: <http://www.instat.gov.al/>

*Data Source:*

Statistical data on education are provided by the Ministry of Education and Sport and the Ministry of Finance and Economy, with yearly periodicity.