

Accommodation Establishments

January 2022

Tirana, 18 March 2022:

INSTAT following the quarterly publication of Tourism Survey "Accommodation establishments", releases for the first time the monthly data for January 2022. The survey is conducted to hotels and similar establishments and aims to measure the performance of statistical variables about Albanian tourism supply, which are important for drafting policies on capacity development of the tourism sector.

In January 2022, the occupancy indicators of accommodation establishments are presented as bellow:

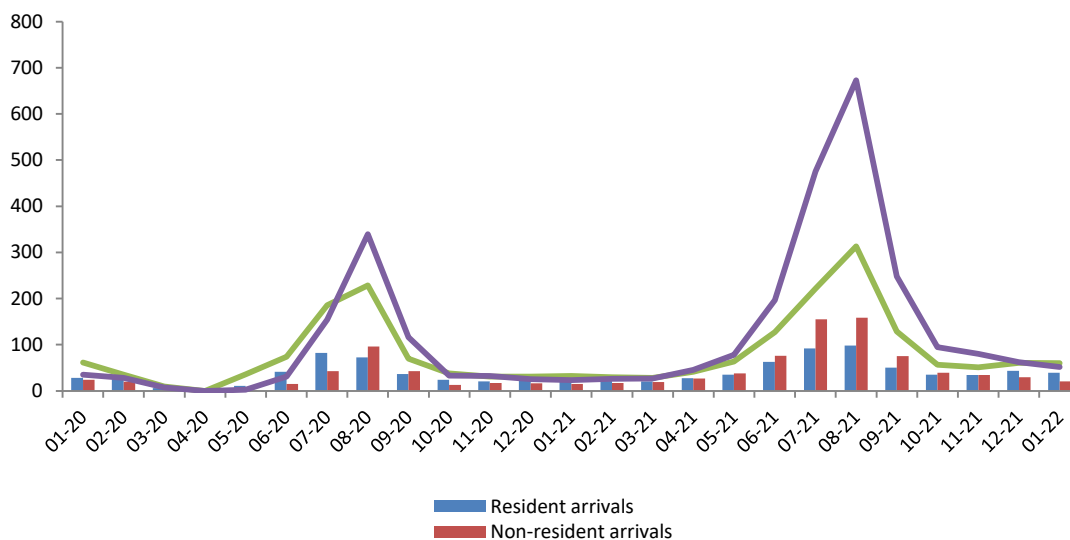
The number of total arrivals has increased by 50.7 %, compared to January 2021. The same trends follow the two below indicators:

- number of resident arrivals increased by 60.3 %;
- number of non-resident arrivals increased by 35.2 %;

The number of total nights spent has increased by 2 times, compared to January 2021. The same trends follow the two below indicators:

- number of nights spent by residents increased by 87.6 %;
- number of nights spent by non-residents increased by 2.2 times;

Fig. 1 Total arrivals and nights spent (number in thousand)



For publication 18/03/2022

Continues

Arrivals

During January 2022, there was an increase in the number of total arrivals by 50.7 %, compared to January 2021. The number of resident arrivals who were accommodated in the Center Region marked the highest increase of 2.2 times. In Coastal areas this indicator has increased by 2.2 times, compared to the same period of the previous year. The number of resident arrivals who were accommodated in the “Holiday and other short-stay accommodation” marked the highest increase of 84.8 %.

In January 2022, the highest number of visitors results:

- by regions in the “Center Region” (49.0 %);
- by location close to the sea in “Non-coastal areas” (65.0 %);
- by type of accommodation establishments in “Hotels and similar accommodation” (96,1 %);

Tab.1 Arrivals by region, location close to the sea and type of accommodation

	Resident			Non-resident		
	January 2020	January 2021	January 2022	January 2020	January 2021	January 2022
Regions						
Northern region	6,143	5,185	10,879	4,454	2,541	3,195
Center region	12,236	6,709	14,463	16,081	12,020	14,896
Southern region	9,984	12,659	14,009	3,826	690	2,527
Type of location close to the sea						
Coastal area	6,885	6,616	14,548	2,601	6,381	6,438
Non-coastal area	21,478	17,937	24,803	21,760	8,870	14,180
Type of accommodation						
Hotels and similar accommodation	27,827	23,313	37,304	24,229	15,068	20,337
Holiday and other short-stay accommodation	187	1,081	1,998	113	183	251
Camping grounds, recreational vehicle parks and trailer parks	349	159	49	19	-	30
Total	28,363	24,553	39,351	24,361	15,251	20,618

Nights spent

During January 2022 the total number of nights spent increased by 2 times, compared to January 2021. The number of nights spent by residents who have been accommodated in Northern Region has marked the highest increase by 2.6 times. In Coastal areas has increased by 2.5 times, compared to the same period of the previous year. The number of nights spent by residents who have been accommodated in "Hotels and similar accommodation" has marked the highest increase by 88.9 %.

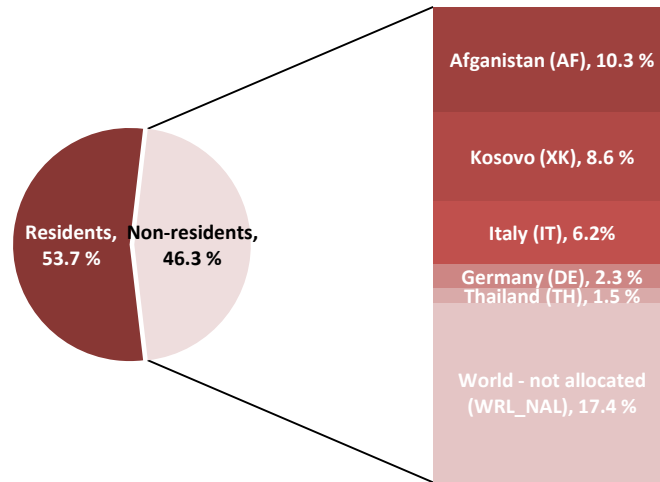
In January 2022, the highest number of nights spent was realized:

- by regions in the "Center Region" (54.0 %);
- by areas of proximity to the coast in "Non-coastal areas" (53.9 %);
- by type of accommodation structures in "Hotels and similar accommodation" (97.3 %);

Tab.2 Nights spent by region, location close to the sea and type of accommodation

	Resident			Non-resident		
	January 2020	January 2021	January 2022	January 2020	January 2021	January 2022
Regions						
Northern region	9,219	7,041	18,196	5,807	3,454	7,281
Center region	37,337	9,394	22,073	22,757	18,167	38,521
Southern region	14,767	15,691	19,988	6,679	1,526	6,121
Type of location close to the sea						
Coastal area	34,737	10,338	26,193	5,845	10,948	25,519
Non-coastal area	26,586	21,788	34,064	29,398	12,199	26,404
Type of accommodation						
Hotels and similar accommodation	60,376	30,569	57,746	34,993	22,868	51,458
Holiday and other short-stay accommodation	249	1,339	2,453	231	279	375
Camping grounds, recreational vehicle parks and trailer parks	698	218	58	19	-	90
Total	61,323	32,126	60,257	35,243	23,147	51,923

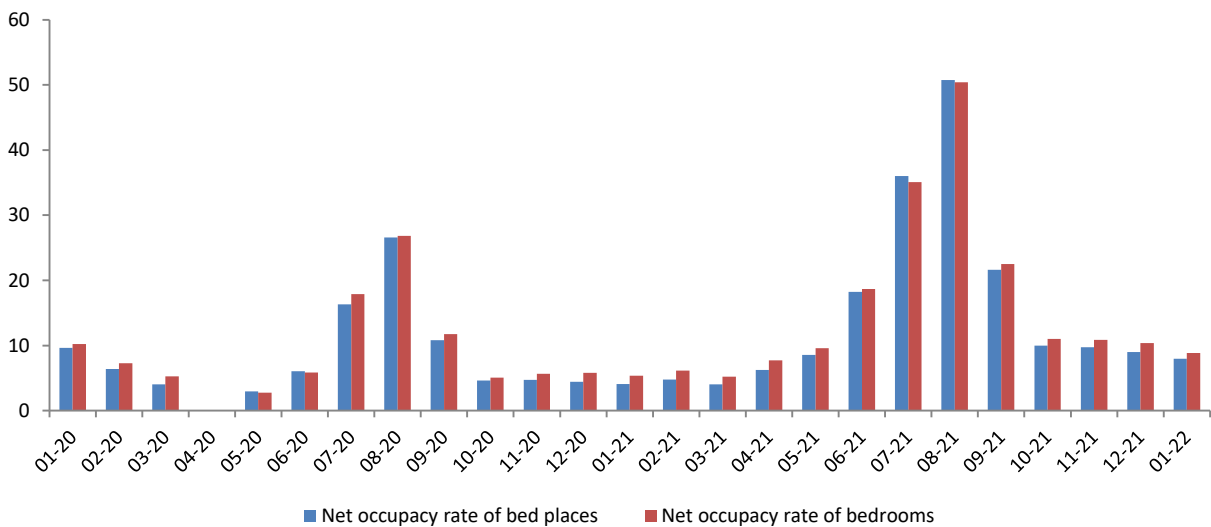
Fig.2 Non-residents nights spent by country of residence (%)



Net occupancy rate

Net occupancy rates, of bedrooms and bed places, are two indicators that measure the percentage of accommodation capacities use, bedrooms and bed places available for visitors. During this month, net occupancy rate of bedrooms of "Hotels and similar accommodation" is 8.9 %, against to 5.4 % that was in January 2021. Net occupancy rate of bed places of "Hotels and similar accommodation" is 8.0 %, compared to 4.1 % that was in January 2021.

Fig.3 Net occupancy rates (%)



Methodology

General information:

INSTAT calculates and publishes the indicators of accommodation statistics which represent the tourism capacity offer in the country.

The purpose of the survey to accommodation establishments is to monitor tourism activities, to calculate statistical variables about accommodation offer of Albanian tourism, which are important to determine the trend of capacity development in the tourism sector. Data are collected every month through the questionnaire "Survey of Accommodation Establishments".

Coverage area

The scope of observation (or the target population) in accommodation statistics includes all tourist accommodation establishments from the Statistical Business Register of 2020. Tourism accommodation establishments are classified and described in groups according to NACE Rev. 2 classification as follow:

55.10 Hotels and similar accommodation. This class includes accommodation provided by: hotels, resort hotels, suite/apartment hotels and motels.

55.20 Holiday and other short-stay accommodation. This class includes accommodation provided by: children and other holiday homes, visitor flats and bungalows, cottages and cabins without housekeeping services, youth hostels and mountain refuges.

55.30 Camping grounds, recreational vehicle parks and trailer parks. This class includes: provision of accommodation in campgrounds, trailer parks, recreational camps and fishing and hunting camps for short stay visitors.

Non-registered visitors and accommodation establishments are not subject of this survey.

Indicators collected from the survey include:

- Arrivals of residents;
- Arrivals of non-residents;
- Nights spent of residents;
- Nights spent of non-residents;
- Occupied bedrooms by residents;
- Occupied bedrooms by non-residents);
- Number of bedrooms;
- Number of bed places;

Data collection and data processing methodology is based on Annex I of Regulation (EU) No 692/2011 of the European Parliament and of the Council of 6 July 2011 concerning European statistics on tourism.

Definitions:

The accommodation establishment includes all tourist accommodation establishments providing, as a paid service (although the price might be partially or fully subsidised), short-term or short-stay accommodation services.

Bedroom: or dwelling is the unit formed by one room or groups of rooms which are rented by tourists as a whole (and constituting an indivisible rental).

Bed place: is determined by the number of persons who can stay overnight in the beds set up in the establishment, ignoring any extra beds that may be set up upon customer request.

Arrival: is defined as a person who stays at least one night in the hotel, children included.

Resident: is considered a person who has resided in Albania for more than 12 consecutive months.

Non-Resident: is considered a person who has not resided in Albania for more than 12 consecutive months.

A night spent: (or overnight stay) is each night a guest / tourist (resident or non-resident) actually spends (sleeps or stays) in a tourist accommodation establishment or non-rented accommodation.

The net occupancy rate of bed places = $\frac{\text{Number of nights spent}}{\text{Number of available bed places}} * 100$ measures the percentage of occupied bed places for "Hotels and similar accommodation".

The net occupancy rate of bedrooms = $\frac{\text{Number of occupied bedrooms}}{\text{Number of available bedrooms}} * 100$ measures the percentage of occupied bedrooms for "Hotels and similar accommodation".

Statistical regions at level 1, 2 and 3 are defined according to the NUTS II territorial division, which is a unified classification and is used as a basis for the collection and processing of European Regional Statistics. The information below includes which prefectures are in the North, Centre and South region.

Northern Region: Dibër; Durrës; Kukës; Lezhë; Shkodër

Centre Region: Elbasan; Tiranë

South Region: Berat; Fier; Gjirokastrë; Korçë; Vlorë

Coastal areas are Local Administrative Units (LAUs) that are on or near a coastline. Coastal areas are classified according to the following two categories:

- **Coastal areas:** LAUs bordering the coastline or LAUs having at least 50% of their surface at a distance of 10 km from the coastline;
- **Non-coastal areas:** LAUs that are not "coastal areas"; which means LAUs that are not bordered by the coastline and have less than 50% of their surface at a distance of 10 km from the coastline.