

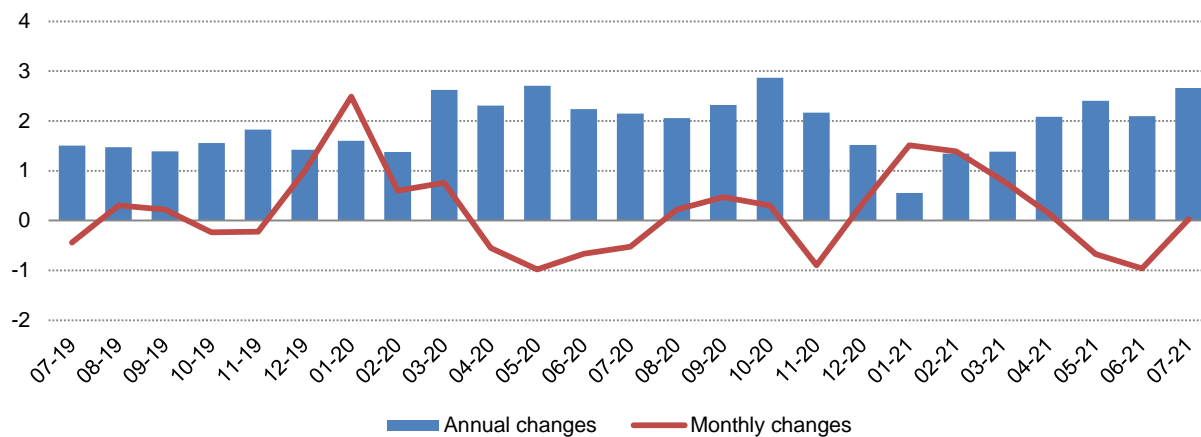
Harmonised Index of Consumer Price (HICP)

July, 2021

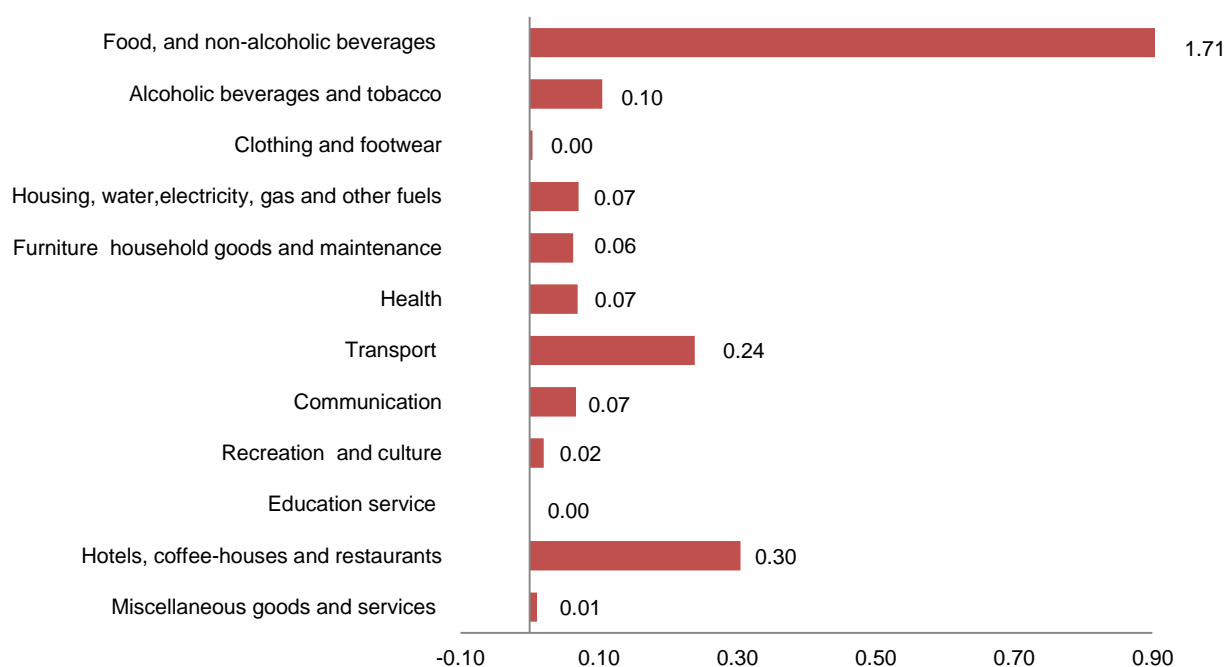
Tirana, on 20 August 2021: The annual rate measured by Harmonized Index of Consumer Prices in July 2021 is 2.7 %. The most increase of the prices it was noticed in the “Food and non-alcoholic beverages” group by 4.7 %, followed by “Communication” by 2.8 %, “Transport” by 2.7 %, “Hotels, coffee-houses and restaurants” by 2.1 %, “Alcoholic beverages and tobacco” by 1.9 %, “Health” by 1.3 %, “Housing, water, electricity, gas and other fuels” by 1.1 %, “Furniture, household goods and maintenance” by 0.9 %, “Recreation and culture” by 0.8 %, “Miscellaneous goods and services” by 0.3 % and “Clothing and footwear” by 0.1 %.

In July 2021, the monthly rate measured by Harmonized Index of Consumer Price is 0.02 %. This is influenced mostly by increase of prices in “Transport” by 1.1 %, followed by “Housing, water, electricity, gas and other fuels” group by 0.3 %, “Alcoholic beverages and tobacco”, “Health” and “Hotels, coffee-houses and restaurants” by 0.1 % each of them. Meanwhile, prices of group “Recreation and culture” was decrease by 1.0 %, followed by “Food and non-alcoholic beverages” by 0.2 %, “Clothing and footwear”, “Furniture, household goods and maintenance” and “Miscellaneous goods and services” by 0.1 % each of them.

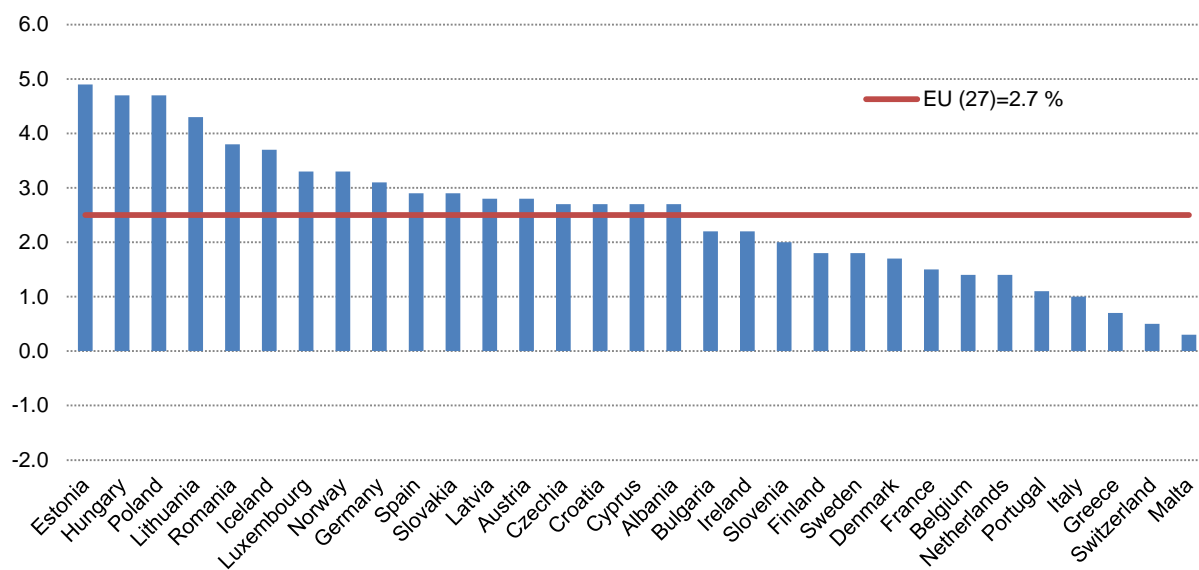
Fig. 1 Annual and monthly rates of HICP



For publication 20/08/2021

Fig. 2 Contribution of main groups in annual rate**Tab. 1 Rates of changes (%) measured by Harmonised Index of Consumer Price**

Code	Groups	Weights	07-21/Year-2020	07-21/12-20	07-21/07-20	07-21/06-21
	Total	1.000,0	1.6	2.2	2.7	0.0
01	Food, and non-alcoholic beverages	362.1	1.7	3.9	4.7	-0.2
02	Alcoholic beverages and tobacco	53.8	2.1	1.4	1.9	0.1
03	Clothing and footwear	42.1	-0.2	-0.3	0.1	-0.1
04	Housing, water, electricity, gas and other fuels	62.3	0.6	0.5	1.1	0.3
05	Furniture household goods and maintenance	66.9	0.9	0.8	0.9	-0.1
06	Health	53.0	1.3	1.3	1.3	0.1
07	Transport	87.5	3.5	2.5	2.7	1.1
08	Communication	23.6	3.1	2.8	2.8	0.2
09	Recreation and culture	27.0	0.8	0.9	0.8	-1.0
10	Education service	40.6	0.0	0.0	0.0	0.0
11	Hotels, coffee-houses and restaurants	144.4	2.1	2.0	2.1	0.1
12	Miscellaneous goods and services	36.8	0.3	-0.1	0.3	-0.1

Fig. 3 Annual change of HICP by countries, June 2021

Methodology

In January 2017 INSTAT published for the first time the Harmonised indices of consumer prices based on the:

1. Council Regulation (EC) No 2494/95
2. Law No.17/2018 on Official Statistics
3. Official Statistics National Program 2017-2021

Harmonised Index of Consumer Price index calculated and published according to the Classification of the Individual consumption by purpose ECOICOP used by Eurostat

Reference period of prices is December 2018 and reference period of index is December 2015 (December 2015=100).

The HICP weights are constructed in accordance with the requirements of Commission Regulation (EC) No 2454/97 and Council Regulation (EC) No 1688/98. The HICP weights reflect the structure of the FMCE (domestic concept).

- Methodological changes

In January of each year some methodological changes and new developments were carried out in HICP:

- Update of weights
- Update of basket
- Update of list of the outlets where the prices are collected is updated.

Started from January 2021, the consumer price index is calculated with the new base period. December 2020 is considered as the base period (December 2020 = 100).

INSTAT during the Pandemic period has been following the latest recommendation coming from EUROSTAT and other international partners.

- Definitions

Harmonised indices of consumer prices (HICPs) comprise all products and services purchased in monetary transactions by households within the territory of a country; those by both resident and non-resident households (i.e. 'domestic concept'). HICPs cover the prices paid for goods and services in monetary transactions. HICP is the bases for comparative measurement of inflation in European countries and as official inflation of European Central Bank with aim of stability of price in Monetary and Economic Union.

The annual rate measures the price change between the current month and the same month of the previous year. This measure is responsive to recent changes in price levels but can be influenced by one-off effect in either month

The monthly rate measures the price change between current month and previous month. Although up-to-date it can be affected by seasonal and other effects.

The 12-month average rate compares average Harmonised indices of consumer prices and the latest 12 month to the average of the previous 12 months.

Comparison between the CPI and the HICP

Both the Consumer Price Index (CPI) and the Harmonised Indices of Consumer Prices (HICP) are designed to measure, the change in the average level of prices paid for consumer goods and services by all private and institutional households in the country and by foreign tourists while on holiday in Albania. Both the CPI and the HICP are used to measure consumer inflation.

- The similarities between the CPI and the HICP

- Purpose

Both the CPI and HICP measure the change in the average level of prices of a fixed basket of consumer goods and services.

- Classification system

COICOP/HICP - Classification of Individual Consumption by Purpose (ECOICOP)

- Expenditure and source of expenditure data

Only expenditure within Albania is covered. The primary source of the expenditure data (“weights”) was Household Budget Survey and National Accounts “Household Final Monetary Consumption Expenditure” data.

- Price data

The same basic price data which is collected from the same retail outlets/service providers is used to compile both the CPI and the HICP.

- Base reference period

The current base reference period is January 2015=100

- Methodology

The same methodology is used for the CPI and HICP both in compiling and aggregating the component price indices which follow European Union (EU) Regulations that have been developed by Eurostat (the Statistical Office of the EU) in conjunction with the National Statistical Institutes (NSIs) of member states of the EU.

- **The differences between the CPI and the HICP**

- *Measure of consumer price inflation*
 - The CPI is the official measure of inflation in Albania.
 - The HICPs enable international comparisons of inflation rates to be made between European Countries.
- *Items coverage*
 - 331 items are included in CPI
 - 329 items are included in HICP
- *Coverage of households expenditure*
 - The CPIs usually record expenditures by resident households, whether that takes place within the country or abroad.
 - The HICP covers households' expenditures taking place within the country, whether those households actually live in the country or whether they are merely visiting the country and covers institutional households as well.
- *Weights*
 - CPI weights are expressed in 100
 - HICP weights are expressed in 1000

CODE	DIVISION	Weightt	
		CPI	HICP
	Total	100	1,000
01	Food, and non-alcoholic beverages	34.9	362.1
02	Alcoholic beverages and tobacco	3.8	53.8
03	Clothing and footwear	4.3	42.1
04	Housing, water, electricity, gas and other fuels	19.7	62.3
05	Furniture household goods and maintenance	7.9	66.9
06	Health	3.5	53.0
07	Transport	5.3	87.5
08	Communication	3.1	23.6
09	Recreation and culture	3.4	27.0
10	Education service	3.0	40.6
11	Hotels, coffee-houses and restaurants	4.0	144.4
12	Miscellaneous goods and services	7.2	36.8