

Accommodation Establishments

First Quarter, 2021

Tirana, 19 May 2021: In the first quarter 2021, the occupancy variables of accommodation establishments are presented as bellow:

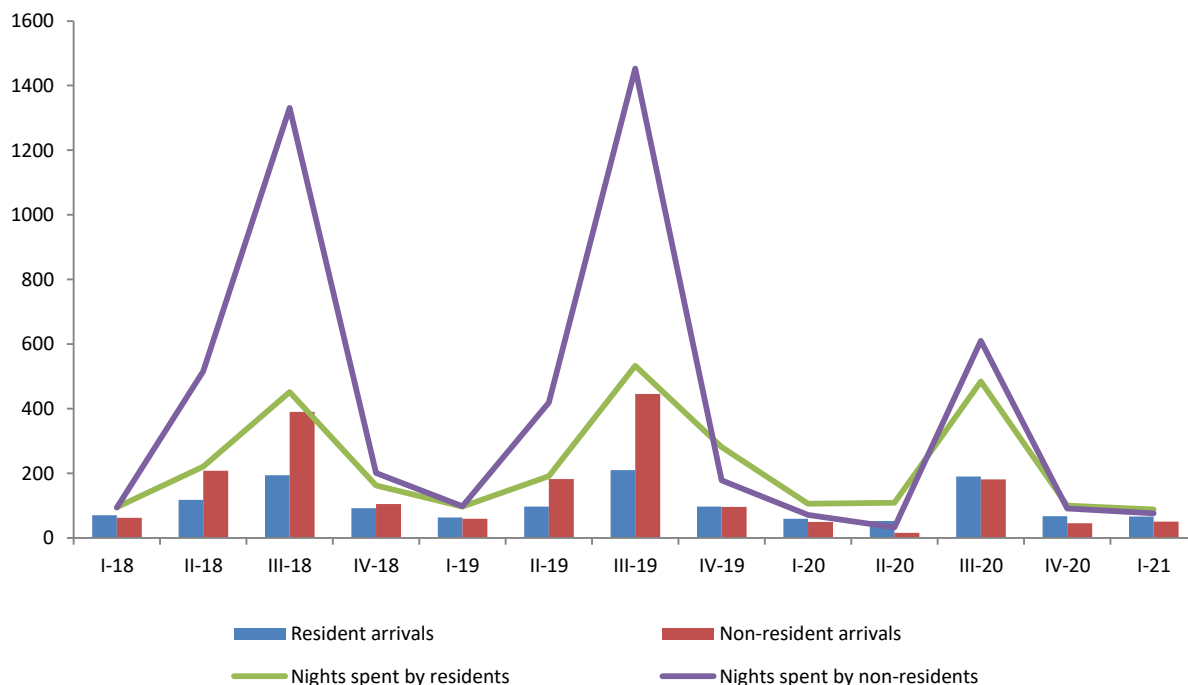
The number of total arrivals increased by 6.3 % compared to the first quarter 2020. The same trends follow the two below indicators:

- number of resident arrivals increased by 10.1 %;
- number of non-resident arrivals increased by 1.8 %;

The number of total nights spent has decreased by 7.0 %, compared to the first quarter 2020. While the other two indicators result as follows:

- number of nights spent by residents decreased by 16.4 %;
- number of nights spent by non-residents decreased by 7.0 %;

Fig. 1 Total arrivals and nights spent (number in thousand)



Për publikim 19/05/2021

Continues

Arrivals

During the first quarter of 2021, there was an increase in the number of total arrivals by 6.3 %, compared to the first quarter of 2020. The number of resident arrivals who were accommodated in the Northern Region marked the highest increase of 47.3 %. In Coastal Areas this indicator has increased by 42.9 %, compared to the same period of the previous year.

In the first quarter 2021, the highest number of visitors results:

- by regions in the “Center Region” (50.8 %);
- by location close to the sea in “Non-coastal areas” (64.6 %);
- by type of accommodation establishments in “Hotels and similar accommodation” (67.3 %);

Tab.1 Arrivals by region, location close to the sea and type of accommodation

	Resident			Non-resident		
	Q.I 2019	Q.I 2020	Q.I 2021	Q.I 2019	Q.I 2020	Q.I 2021
Regions						
Northern region	11,604	11,603	17,092	11,503	9,106	8,752
Central region	31,476	27,246	22,968	41,995	32,877	36,581
Southern region	20,410	21,285	26,150	6,054	8,134	5,667
Type of location close to the sea						
Coastal area	11,111	13,666	19,531	12,736	6,006	21,988
Non-coastal area	52,379	46,468	46,679	46,816	44,111	29,012
Type of accommodation						
Hotels and similar accommodation	59,099	58,657	63,549	58,262	49,677	50,533
Holiday and other short-stay accommodation	3,944	617	2,247	1,139	387	467
Camping grounds, recreational vehicle parks and trailer parks	447	860	414	151	53	-
Total	63,490	60,134	66,210	59,552	50,117	51,000

Nights spent

During the first quarter of 2021 the total number of nights spent decreased by 7.0 %, compared to the first quarter of 2020. The main impact on this decline was given by the number of nights spent by residents, which decreased by 16.4 %, compared to the same period of the previous year.

The number of nights spent by residents who have been accommodated in Northern Region has marked the highest increase by 22.1 %, in Non-Coastal areas has increased by 2.0 %, compared to the same period of the previous year.

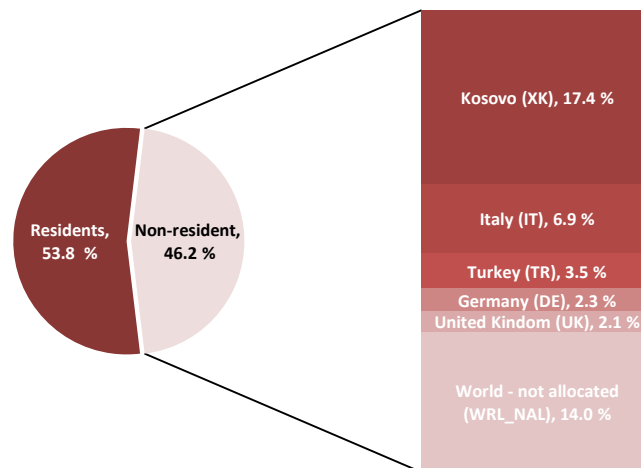
In the first quarter of 2021, the highest number of nights spent was realized:

- by regions in the “Center Region” (52.1%);
- by areas of proximity to the coast in “Non-coastal areas” (62.0%);
- by type of accommodation structures in “Hotels and similar accommodation” (96.9%);

Tab.2 Nights spent by region, location close to the sea and type of accommodation

	Resident			Non-resident		
	Q.I 2019	Q.I 2020	Q.I 2021	Q.I 2019	Q.I 2020	Q.I 2021
Regions						
Northern region	17,524	17,613	21,513	19,542	13,465	11,599
Central region	51,282	56,522	31,066	67,092	44,807	54,848
Southern region	28,147	32,029	36,210	12,090	12,920	9,763
Type of location close to the sea						
Coastal area	15,901	46,846	28,312	26,315	13,222	34,429
Non-coastal area	81,052	59,318	60,477	72,409	57,970	41,781
Type of accommodation						
Hotels and similar accommodation	88,504	104,034	84,544	96,398	70,437	75,280
Holiday and other short-stay accommodation	7,902	845	3,593	1,816	679	930
Camping grounds, recreational vehicle parks and trailer parks	547	1,285	652	510	76	-
Total	96,953	106,164	88,789	98,724	71,192	76,210

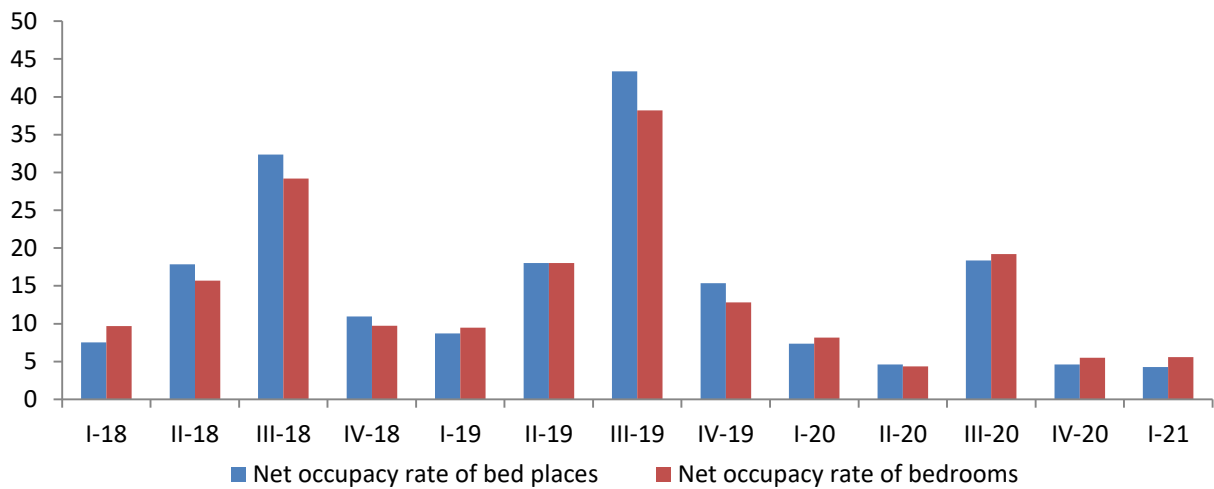
Fig.2 Non-residents nights spent by country of residence (%)



Net occupancy rate

Net occupancy rates, of bedrooms and bed places, are two indicators that measure the percentage of accommodation capacities use, bedrooms and bed places available for visitors. During this quarter, net occupancy rate of bedrooms of "Hotels and similar accommodation" is 5.6 %, against to 8.2 % that was in the first quarter of 2020. Net occupancy rate of bed places of "Hotels and similar accommodation" is 4.3 %, compared to 7.3 % that was in the first quarter of 2020.

Fig.3 Net occupancy rates (%)



Note: Statistics in this News Release should be interpreted in context of the COVID-19 situation.

Methodology

General information:

INSTAT for the first time calculates and publishes the indicators of accommodation statistics which represent the tourism capacity offer in the country.

The purpose of the survey to hotels and other similar accommodation establishments is to monitor tourism activities, to calculate statistical variables about accommodation offer of Albanian tourism, which are important to determine the trend of capacity development in the tourism sector. Data are collected every month through the questionnaire "Survey of Accommodation Establishments".

Coverage area

The scope of observation (or the target population) in accommodation statistics includes all tourist accommodation establishments from the Statistical Business Register of 2018. Tourism accommodation establishments are classified and described in groups according to NACE Rev. 2 classification as follow:

55.10 Hotels and similar accommodation. This class includes accommodation provided by: hotels, resort hotels, suite/apartment hotels and motels.

55.20 Holiday and other short-stay accommodation. This class includes accommodation provided by: children and other holiday homes, visitor flats and bungalows, cottages and cabins without housekeeping services, youth hostels and mountain refuges.

55.30 Camping grounds, recreational vehicle parks and trailer parks. This class includes: provision of accommodation in campgrounds, trailer parks, recreational camps and fishing and hunting camps for short stay visitors.

Non-registered visitors and accommodation establishments are not subject of this survey.

Indicators collected from the survey include:

- Arrivals of residents;
- Arrivals of non-residents;
- Nights spent of residents;
- Nights spent of non-residents;
- Occupied bedrooms by residents;
- Occupied bedrooms by non-residents);
- Occupied bed places by residents;
- Occupied bed places by non-residents;

- Number of bedrooms;
- Number of bed places;

Data collection and data processing methodology is based on Annex I of Regulation (EU) No 692/2011 of the European Parliament and of the Council of 6 July 2011 concerning European statistics on tourism.

Definitions:

The accommodation establishment in the accommodation statistics includes all tourist accommodation establishments providing, as a paid service (although the price might be partially or fully subsidised), short-term or short-stay accommodation services.

Bedroom: a bedroom in an accommodation establishment or dwelling is the unit formed by one room or groups of rooms which are rented by tourists as a whole (and constituting an indivisible rental).

Bed place: the number of bed places in a tourist accommodation establishment is determined by the number of persons who can stay overnight in the beds set up in the establishment, ignoring any extra beds that may be set up upon customer request. The term bed place applies to a single bed; a double bed is counted as two bed places.

An arrival is defined as a person who stays at least one night in the hotel, children included.

Resident: is considered a person who has resided in Albania for more than 12 consecutive months.

Non-Resident: is considered a person who has not resided in Albania for more than 12 consecutive months.

A night spent (or overnight stay) is each night a guest / tourist (resident or non-resident) actually spends (sleeps or stays) in a tourist accommodation establishment or non-rented accommodation.

The net occupancy rate of bed places = $\frac{\text{Number of nights spent}}{\text{Number of available bed places}} * 100$ measures the percentage of occupied bed places for "Hotels and similar accommodation".

The net occupancy rate of bedrooms = $\frac{\text{Number of occupied bedrooms}}{\text{Number of available bedrooms}} * 100$ measures the percentage of occupied bedrooms for "Hotels and similar accommodation".

Statistical regions at level 1, 2 and 3 are defined according to the NUTS II territorial division, which is a unified classification and is used as a basis for the collection and processing of European Regional Statistics. The information below includes which prefectures are in the North, Centre and South region.

Northern Region: Dibër; Durrës; Kukës; Lezhë; Shkodër

Centre Region: Elbasan; Tiranë

South Region: Berat; Fier; Gjirokastrë; Korçë; Vlorë

Coastal areas are Local Administrative Units (LAUs) that are on or near a coastline. Coastal areas are classified according to the following two categories:

- **Coastal areas:** LAUs bordering the coastline or LAUs having at least 50% of their surface at a distance of 10 km from the coastline;
- **Non-coastal areas:** LAUs that are not "coastal areas"; which means LAUs that are not bordered by the coastline and have less than 50% of their surface at a distance of 10 km from the coastline.