

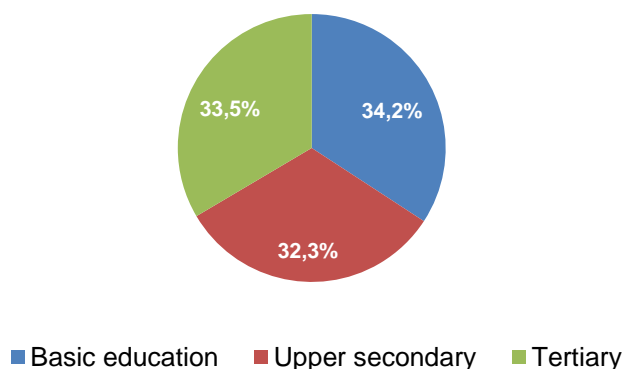
Graduation Statistics

2019-2020

Tirana, May 14, 2021: In the 2019-20 school/academic year, 98,169 pupils and students graduated in official education, with a decrease of 5.5 %, compared to the 2018-19 school/academic year. Decreases in the number of graduates have had all educational levels.

According to educational levels, the structure of graduations in official education is almost the same, during the last three school/academic years.

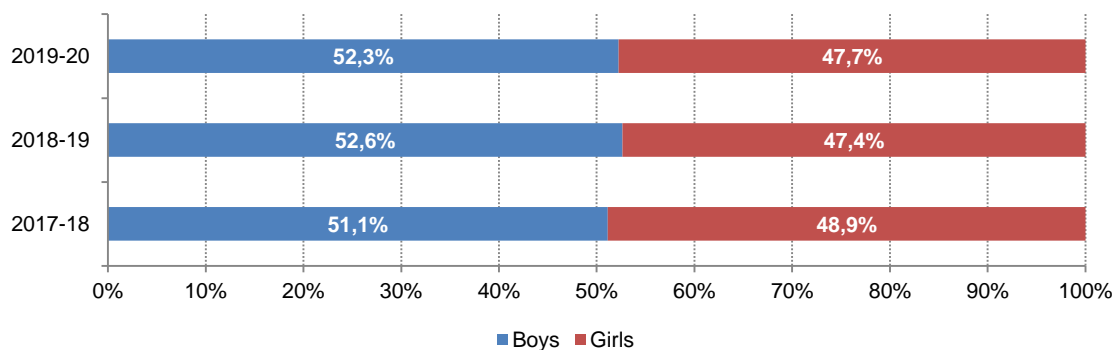
Fig.1 Percentage of graduated pupils/students by level of education



Pre-university Education

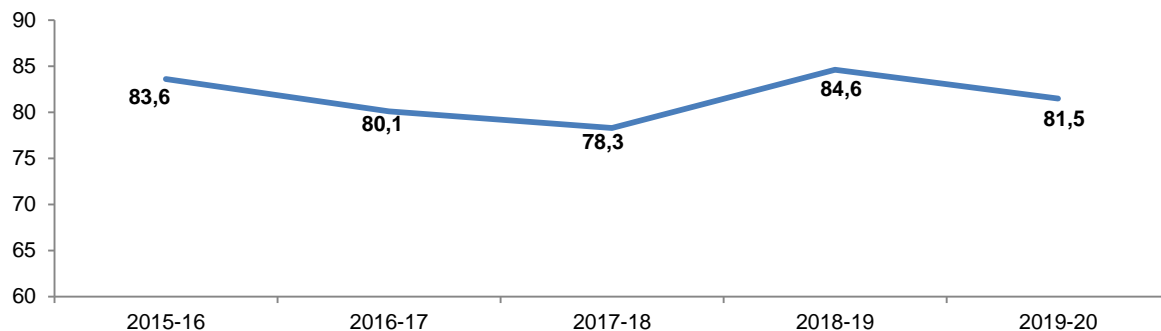
In the 2019-20 school year, 33,618 pupils graduated in 9-year school or basic education, of which 52.3 % were boys and 47.7 % girls.

Fig. 2 Pupils graduated in basic education by sex



In upper secondary education, 31,662 pupils graduated, marking a decrease of 6.9 %, compared to last school year. At this educational level were graduated 51.1 % boys and 48.9 % girls. In vocational education, 4,862 pupils graduated, 27.7 % more, compared to the 2018-19 school year. Graduates on vocational education make up 15.4 % of total graduates in upper secondary education. The gross graduation ratio in upper secondary education was 81.5 %.

Fig. 3 Gross Graduation Ratio in Upper Secondary Education (GGR)

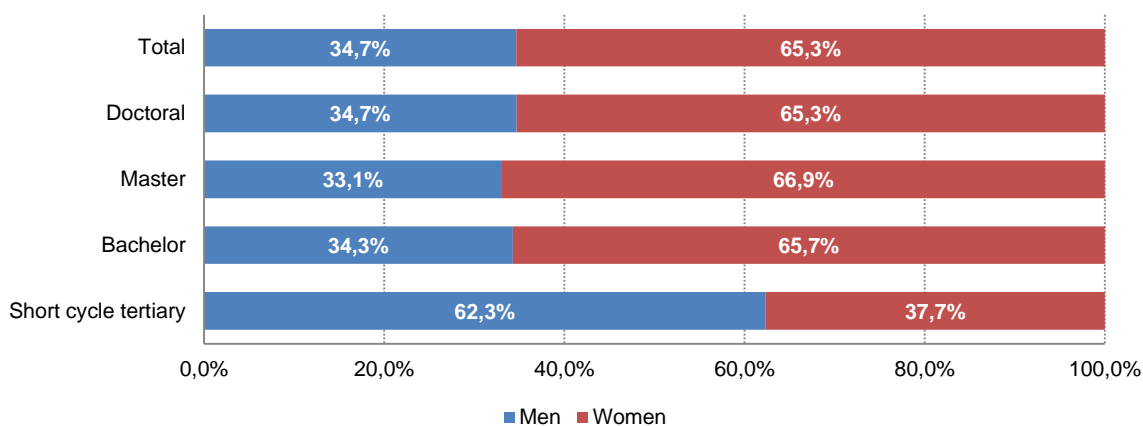


Tertiary education

In the 2019-20 academic year, 32,889 students graduated in higher education, marking a decrease of 5.7 % compared to 2018-19. In all higher education programs, in this academic year, 21,481 female students graduated, or 65.3 % of the total number of graduate students in higher education.

Graduate students in Bachelor's programs make up 53.5 % of total graduate students, followed by Master's programs with 42.4 %.

Fig. 4 Graduated in tertiary education by programs and sex, 2019-20

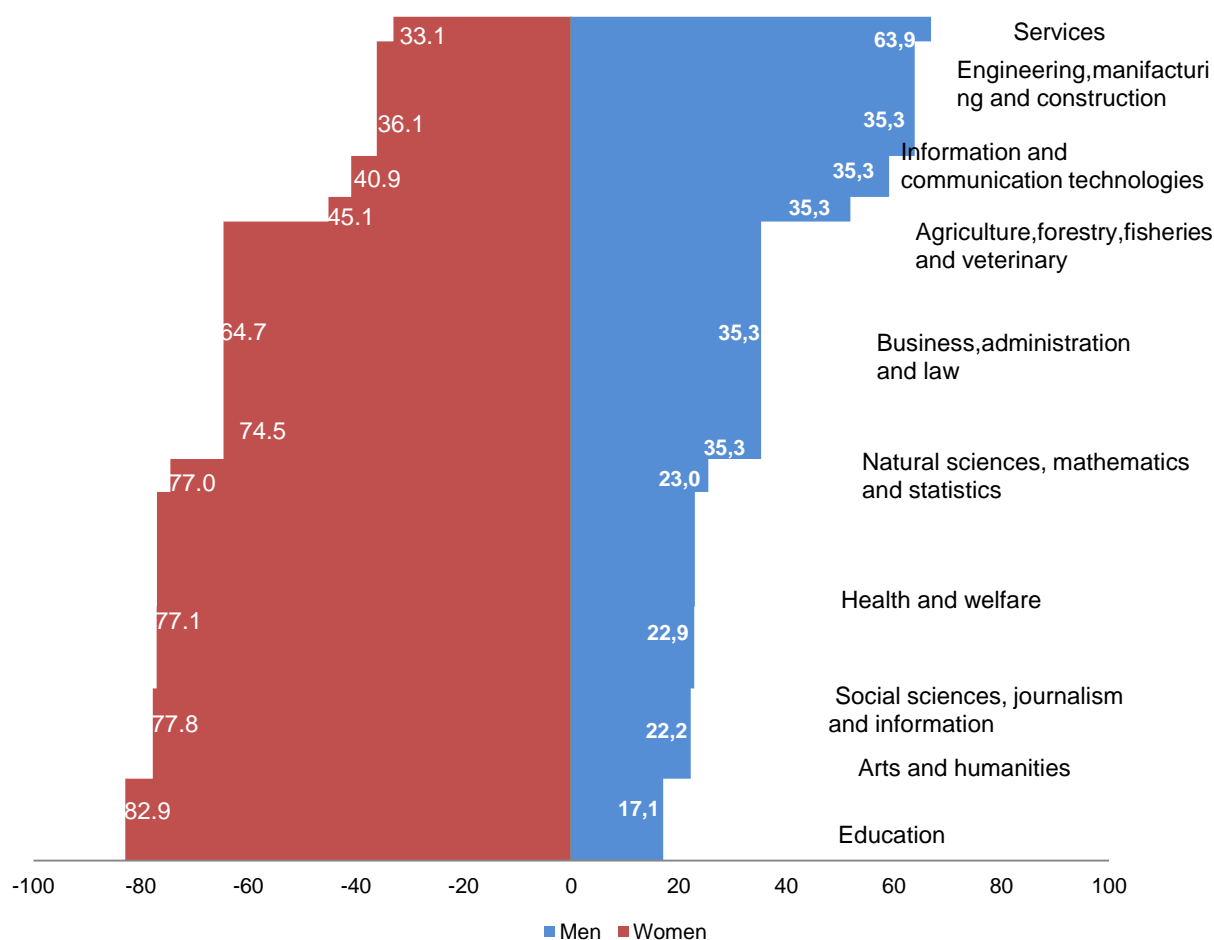


For more information, visit INSTAT webpage: <http://www.instat.gov.al/>

The area in which the most students have graduated in all programs is "Business, Administration and Law" by 28.7 % or over a quarter of the total number of graduates. The second most preferred field of men is "Engineering, Manufacturing and Construction" with 20.0 % of graduates. While of the total female graduates, the second preferred field is "Health and Welfare" with 16.3 % of graduates.

Analyzed for each field separately, the areas in which most females have graduated comparatively with males are "Education" (82.9 %), followed by "Arts and Humanities" (77.8 %) and "Social Sciences, Journalism and Information" (77.1 %). The areas in which more males have graduated compared to females are "Services" (63.9 %), "Engineering, Manufacturing and Construction" (63.9 %), and "Information and Communication Technologies" (59.1 %).

Fig. 5 Graduated in tertiary education by field of study and gender, 2019-20



For more information, visit INSTAT webpage: <http://www.instat.gov.al/>

Annex

Tab.1 Pupils graduated in preuniversity education

School year	2017-18			2018-19			2019-20		
	Girls	Boys	Total	Girls	Boys	Total	Girls	Boys	Total
In Basic Education	18,474	19,321	37,795	16,569	18,413	34,982	16,052	17,566	33,618
In Upper Secondary	18,150	17,128	35,278	17,712	16,309	34,021	15,481	16,181	31,662
<i>Gymnasium & Socio-Cultural</i>	17,474	13,615	31,089	17,069	13,145	30,214	14,642	12,158	26,800
<i>Professional</i>	676	3,513	4,189	643	3,164	3,807	839	4,023	4,862

Tab. 2 Students graduated in tertiary education

Academic year	2017-18			2018-19			2019-20		
	Women	Men	Total	Women	Men	Total	Women	Men	Total
Short cycle tertiary	110	275	385	133	352	485	404	669	1,073
Bachelor	12,512	7,596	20,108	12,280	6,416	18,696	11,556	6,029	17,585
Master	8,993	4,641	13,634	10,632	4,849	15,481	9,329	4,608	13,937
Doctoral	128	76	204	132	97	229	192	102	294
Total	21,743	12,588	34,331	23,177	11,714	34,891	21,481	11,408	32,889

Tab. 3 Students graduated in tertiary education, by fields of study

Academic year	2017-18			2018-19			2019-20		
	Women	Men	Total	Women	Men	Total	Women	Men	Total
Education	2,597	746	3,343	3,029	694	3,723	2,697	556	3,253
Arts and humanities	2,606	906	3,512	2,930	816	3,746	2,783	795	3,578
Social sciences, journalism and information	2,577	946	3,523	2,758	909	3,667	2,623	779	3,402
Business, administration and law	5,949	3,788	9,737	6,271	3,424	9,695	6,109	3,338	9,447
Natural sciences, mathematics and statistics	1,032	445	1,477	1,085	343	1,428	933	319	1,252
Information and communication technologies	1,014	1,306	2,320	852	1,013	1,865	731	1,056	1,787
Engineering, manufacturing and construction	1,258	2,027	3,285	1,225	2,049	3,274	1,292	2,283	3,575
Agriculture, forestry, fisheries and veterinary	632	743	1,375	503	617	1,120	487	593	1,080
Health and welfare	3,806	1,016	4,822	4,242	1,142	5,384	3,509	1,047	4,556
Services	272	665	937	282	707	989	317	642	959
Total	21,743	12,588	34,331	23,177	11,714	34,891	21,481	11,408	32,889

For more information, visit INSTAT webpage: <http://www.instat.gov.al/>

Methodology

Education in Albania is organized according to these programs and classified according to ISCED-2011 Classification used internationally in education statistics:

Level 0 - Early childhood education - Early childhood / Pre-primary education;

Level 1 - Primary education or first cycle of basic education;

Level 2 - Lower Secondary Education or second cycle of basic education;

Level 3 - Upper Secondary Education - Gymnasium / Professional;

Level 4 - Post-secondary but not tertiary;

Level 5 - Higher Education Short Cycle;

Level 6 - Bachelor or equivalent;

Level 7 - Master or equivalent;

Level 8 - PHD or equivalent

DEFINITIONS

Pre-university education includes education provided by educational institutions such as kindergartens, basic schools and upper secondary ones.

Basic education consists of two cycles: primary education that is conducted in grades 1-5 and upper cycle or lower secondary education that is conducted in grades 6-9. Basic education is compulsory at age 6 and lasts 9 years. The student is required to attend basic education up to the age of 16 years old.

Upper secondary education includes gymnasium and socio cultural education as well as, professional education, which is divided into lower technical (vocational) and higher professional education.

Professional education includes education programs designed to gain the knowledge, skills and competences specific to a particular profession, class of professions, or trade.

Graduated in an educational program, is a pupil or student who has successfully completed all program requirements.

The gross graduation ratio is the number of graduates regardless of age at a certain level or program.

For more information, visit INSTAT webpage: <http://www.instat.gov.al/>

Data Source:

Statistical data on education are provided by the Ministry of Education, Youth and Sports and the Ministry of Finance and Economy, with yearly periodicity.

For more information, visit INSTAT webpage: <http://www.instat.gov.al/>