

Crime and criminal justice statistics, 2020

Tirana, 30 April 2020: In this publication, crime statistics present information on recorded criminal offences, perpetrators of criminal offences, injured persons, criminal proceedings, defendant persons, and data on prisoners.

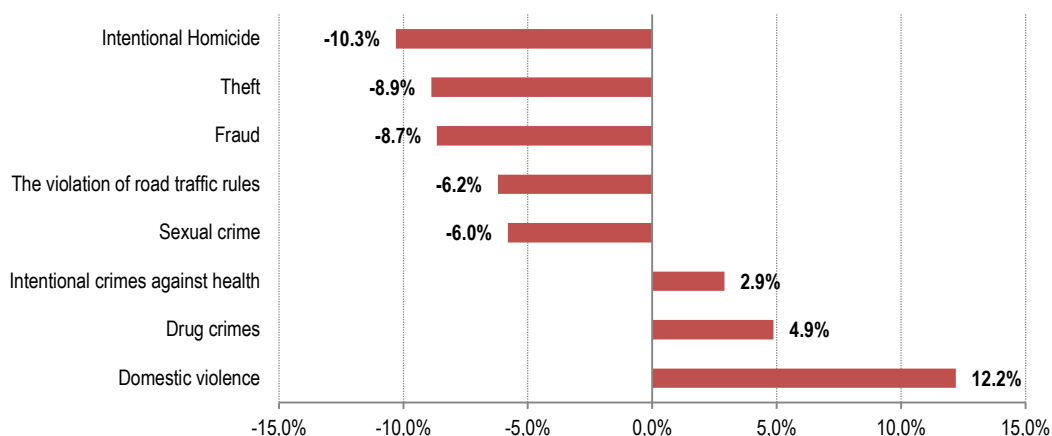
Recorded criminal offences

In the year 2020, are recorded in total 32,736 criminal offenses, 7.0% less, compared to 2019.

Tab. 1 Recorded criminal offences

Criminal Offences	2016	2017	2018	2019	2020
Intentional Homicide	71	50	51	58	52
Attempted murder	132	129	114	93	114
Intentional crimes against health	2,579	2,650	2,493	2,449	2,521
Sexual crime	120	113	110	155	146
Theft (article 134)	4,363	4,351	4,532	4,290	3,909
Violent robbery	138	169	108	85	88
Armed robbery	15	13	22	13	14
Theft through abuse of office	81	118	70	76	46
Fraud	1,031	1,127	1,040	959	876
Counterfeit	73	85	82	84	86
Domestic violence	1,488	1,412	1,374	1,341	1,505
Drug crimes	3,248	2,070	1,907	1,989	2,086
The violation of road traffic rules	5,357	5,316	5,713	5,652	5,300
Other	15,112	16,714	16,852	17,966	15,993
Total	33,808	34,317	34,468	35,210	32,736

Criminal offenses Domestic Violence, Drug Crimes and Intentional crimes against health have increased compared to the last year, while the rest of offenses has declined.

Fig 1. Percentage change of criminal offences, 2019–2020

Perpetrators of criminal offences

In the year 2020, are registered 40,956 perpetrators per criminal offences, 4.9 % less, compared to the year 2019. The number of perpetrators according to criminal offenses includes the number of suspects who may be present in more than one criminal offense and the perpetrator is counted in all offenses where he is suspected. Meanwhile, the number of perpetrators without recurrence in criminal offenses, in 2020 is 35,213 perpetrators, 2.4 % less, compared to the year 2019.

Tab 2: Perpetrators per criminal offences

Criminal Offences	2016	2017	2018	2019	2020
Intentional Homicide	80	48	60	78	70
Attempted murder	164	156	149	113	139
Intentional crimes against health	3,282	3,487	3,264	3,279	3,342
Sexual crime	127	111	114	162	165
Theft (article 134)	3,109	2,909	3,178	2,608	3,019
Violent robbery	123	157	115	101	94
Armed robbery	354	381	23	34	35
Theft through abuse of office	88	130	77	104	54
Fraud	1,086	1,141	1,033	983	954
Counterfeit	70	81	77	69	69
Domestic violence	1,586	1,507	1,459	1,438	1,604
Drug crimes	2,489	2,482	2,357	2,703	3,202
The violation of road traffic rules	5,096	5,173	5,530	5,473	5,128
Other	17,020	18,288	22,213	25,900	23,081
Total	34,674	36,051	39,649	43,045	40,956
Author without recurrence in criminal offences	31,231	32,289	34,537	36,083	35,213

For more information, visit INSTAT webpage: <http://www.instat.gov.al/>

Men comprise 94.8% of the total recorded perpetrators and 30.8% of them are in the age group 30-44 years.

Fig 2: Total number of perpetrators and men perpetrators

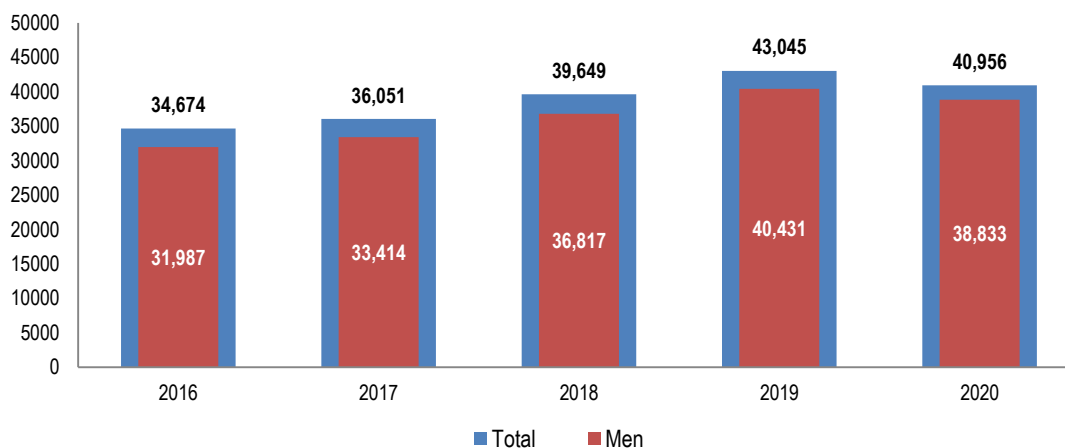
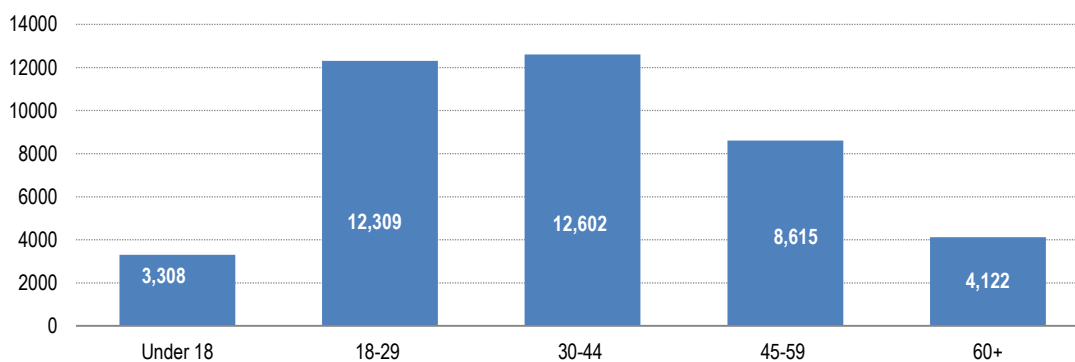


Fig.3 Perpetrators for criminal offenses by age group



Injured persons

In 2020 were registered 17,829 injured persons, 5.5 % less persons, compared to the year 2019.

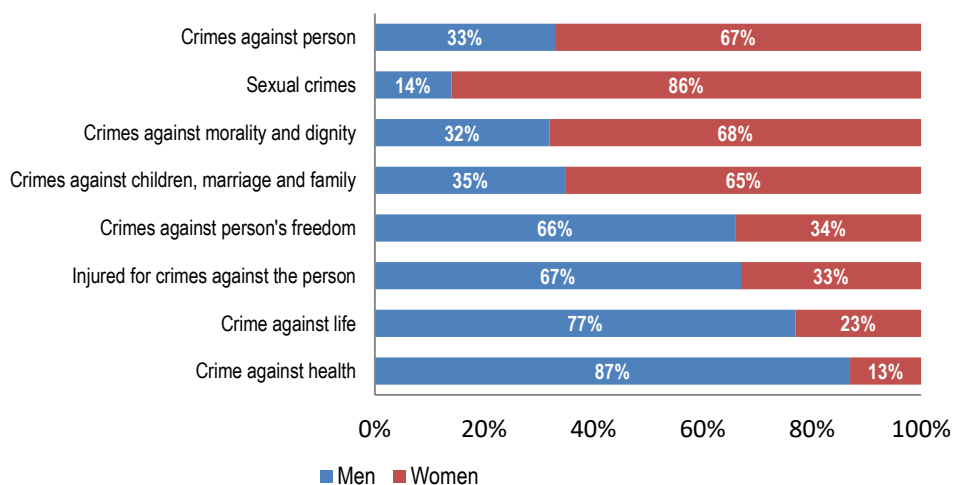
Injured persons for crimes against a person account for 38.9 % of the total number of injured persons.

For more information, visit INSTAT webpage: <http://www.instat.gov.al/>

Tab 3: Injured persons for crimes against the person

Injured persons	2016	2017	2018	2019	2020
Crime against life	1,673	1,606	1,652	1,416	1,466
Crime against health	3,011	3,239	2,982	2,986	3,072
Sexual crimes	121	114	105	148	132
Crimes against person's freedom	165	146	173	181	143
Crimes against morality and dignity	403	350	335	321	305
Crimes against children, marriage and family	1,804	1,777	1,736	1,652	1,772
Other crimes against the person	19	25	24	40	38
Injured persons for crime against the person	7,196	7,257	7,007	6,744	6,928
Total number of injured persons	19,078	19,062	19,101	18,858	17,829

In 2020, in the total number of injured persons by crimes against a person, women make up 32.8% of the injured persons, and their highest percentage is recorded in sexual crimes, crimes against morality, dignity as well as offences against children, marriage and family.

Fig 4: The percentage of injured persons of crimes against the persons by sex, 2020

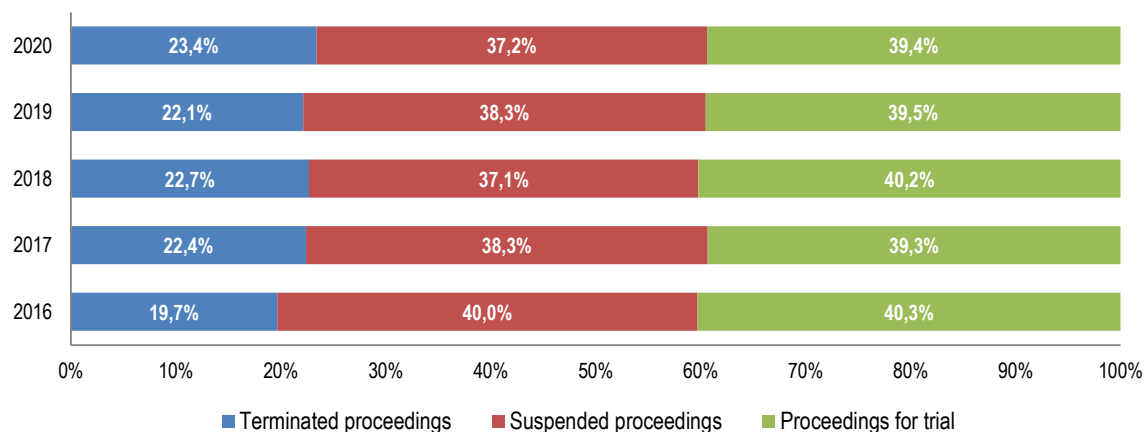
Criminal proceedings

In the year 2020, the total number of registered criminal proceedings was 27,852, 9.3 % less, compared to the year 2019. From 25,295 completed criminal proceedings, 23.4 % of them are terminated, 37.2 % are suspended and 39.4 % are sent in court for trial.

For more information, visit INSTAT webpage: <http://www.instat.gov.al/>

Tab 4: Registered criminal proceedings

Criminal offences	2016	2017	2018	2019	2020
Intentional Homicide	167	120	126	137	128
Attempted murder	51	43	52	28	35
Intentional crimes against health	738	862	908	903	861
Sexual crime	109	102	113	158	136
Theft (article 134)	9,920	9,514	9,219	8,682	7,812
Violent robbery	146	187	118	117	123
Armed robbery	31	22	35	15	15
Theft through abuse of office	97	127	114	85	68
Fraud	1,401	1,060	872	745	627
Counterfeit	94	78	80	82	75
Domestic violence	1,355	1,310	1,209	1,140	1,251
Drug crimes	2,795	1,764	1,524	1,548	1,793
The violation of road traffic rules	3,681	3,639	4,121	4,038	3,911
Other	10,698	12,634	12,898	13,017	11,017
Total	31,283	31,462	31,389	30,695	27,852

Fig 5: The progress of completed proceedings**Defendant persons**

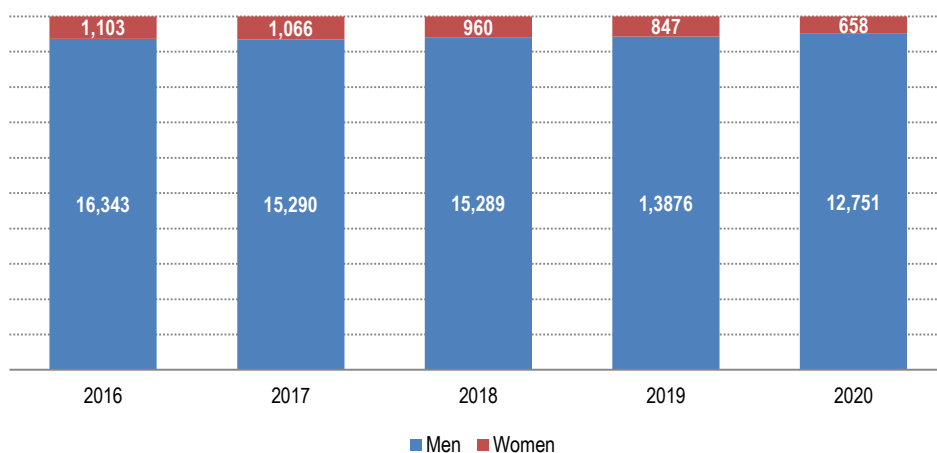
In the year 2020, 13,409 defendants were registered, 8.9 % less, compared to the year 2019.

Men make up 95.1 % of the total number of defendants.

For more information, visit INSTAT webpage: <http://www.instat.gov.al/>

Tab 5: Defendant persons by criminal offences

Criminal offences	2016	2017	2018	2019	2020
Intentional Homicide	192	98	111	132	110
Attempted murder	51	33	38	32	28
Intentional crimes against health	705	698	622	542	508
Sexual crime	90	79	66	111	101
Theft (article 134)	1,690	1,376	1,299	1,078	979
Violent robbery	94	87	73	70	73
Armed robbery	27	17	13	18	14
Theft through abuse of office	88	78	68	86	42
Fraud	696	827	446	384	328
Counterfeit	53	41	45	38	22
Domestic violence	1,281	1,194	1,198	1,038	1,081
Drug crimes	1,693	1,819	1,183	921	1,033
The violation of road traffic rules	3,186	3,034	3,596	3,152	3,213
Other	7,600	6,975	7,491	7,119	5,877
Total	17,446	16,356	16,249	14,721	13,409

Fig 6: Defendant persons by sex

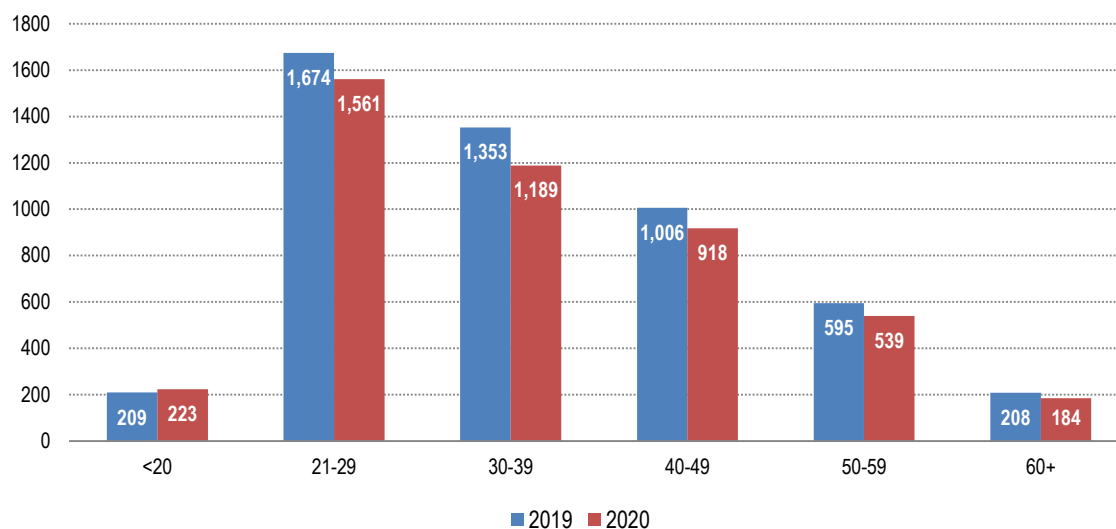
Prisoners

In the end of the year 2020, are counted 4,614 prisoners, 8.5% less prisoners, compared to 2019.

For more information, visit INSTAT webpage: <http://www.instat.gov.al/>

Tab 6: Prisoners by criminal offences

Criminal offences	2016	2017	2018	2019	2020
Robbery	956	1049	859	811	713
Homicide	961	994	1,053	1,006	1,012
Injury	100	103	94	74	80
Sexual crime	83	90	108	117	112
Drug crimes	1,530	1,598	1,706	1,580	1,311
Criminal organizations	22	26	52	78	71
Fraud	53	99	112	129	121
Exploitation of prostitution	58	90	78	67	51
Other	2,183	1,369	1,254	1,183	1,143
Total	5,946	5,418	5,316	5,045	4,614

Fig.7 Prisoners by age group

For more information, visit INSTAT webpage: <http://www.instat.gov.al/>

Methodology

Data source: Data was provided by the State Police Directorate, General Prosecution and General Directorate of Prison.

The data on identified criminal offenses and perpetrators are preliminary and subject to review.

1. Recorded criminal offences

Statistics on recorded criminal offences give a comprehensive view of the cases inflow to the Police during one year. It shows the number of offences that have been reported and recorded as criminal offences by the police.

2. Perpetrators of criminal offences

Data on suspected persons refer to persons suspected by the police for committing a criminal offence. One perpetrator may be present in more than one criminal offense.

3. Injured persons

Injured persons of criminal offences refer to injured persons from the occurrence of a crime during a year.

4. Criminal proceedings

Criminal proceedings refer to cases for which a criminal investigation had been started from prosecution. Registered criminal proceeding for one year refers to new criminal proceedings registered for that year. Terminated proceedings are the proceedings for which the prosecutor at the conclusion of the preliminary investigation decides or asks the court to dismiss the case or the charge, when the cases provided for in Article 328 of the Criminal Procedure Code. Suspended proceedings are the decision of the prosecutor in cases when the perpetrator is not recognized or when the defendant wanders out of a serious illness stopping the further investigation. The statistics on criminal proceedings sent to trial show cases outflow to court in prosecution of a person charged or to be charged for the committing of a crime.

5. Defendant persons

For more information, visit INSTAT webpage: <http://www.instat.gov.al/>

Statistics on defendants presents data on the number of new defendants that goes to court during the referring year from criminal proceedings. In the justice system, in this phase they are not more suspected persons of committing of a criminal offence, as they were in police but they are accused persons.

6. Prisoners

Data on prisoners includes juvenile persons (under 18 years old), adults (over 18 years old) by gender who have been convicted by a final decision and pre-detainees over the years. The number of prisoners shows the prisoners' situation in a given year, including new arrivals and exits that occur for the period in question.

Definitions

Intentional homicide: A criminal offense by which another person is intentionally or negligently deprived of life. Are included articles of Criminal Code: article 76 Murder, article 77 Murder connected with another crime, 78 Premeditated homicide, 78/a Murder for blood feud, 79 Homicides committed in other specific circumstances, 79/a Public officials murder, 79/b Police murder, 79/c Murder for family relationship, 81 Infanticide.

Crimes against health: Are included articles 86 – 90 of Criminal Code of Albania.

Sexual crimes: Are included article 100-108/a of Criminal Code of Albania

Fraud: Are included articles 143-149/b of Criminal Code of Albania.

Counterfeit: Article 183 of Criminal Code of Albania.

Robbery: Includes Article 139 of the Criminal Code.

Violation of road traffic rules: Includes criminal offenses such as: article 290 Violation of road traffic regulations, article 291 Driving vehicles inappropriately, article 273 leaving the scene of an accident.

Drug crimes: Are included article 283 Production and sale of narcotics, article 283/a Trafficking of narcotics, article 284 Cultivation of narcotic plants, article 284/c Production and manufacturing of narcotic and psychotropic substances.