

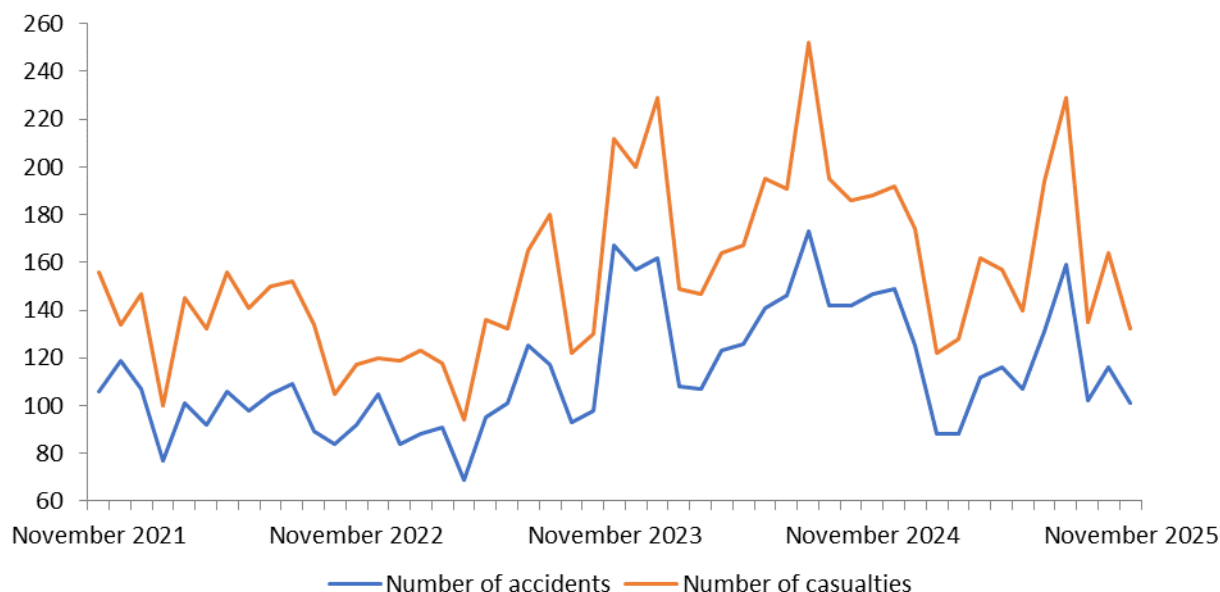
Road accidents*

November 2025

Tirana, 24 December 2025: In November 2025, are counted 101 road accidents from which 132 persons were casualties (killed and injured). * (The data published is preliminary and subject to updates).

During the periods January - November 2025, the number of road accidents decreased by 17.9 %, compared to the same period previous year.

Fig. 1 Road accidents and number of casualties (killed and injured), November 2021 – November 2025



Source: General Directorate of State's Police, INSTAT's calculations

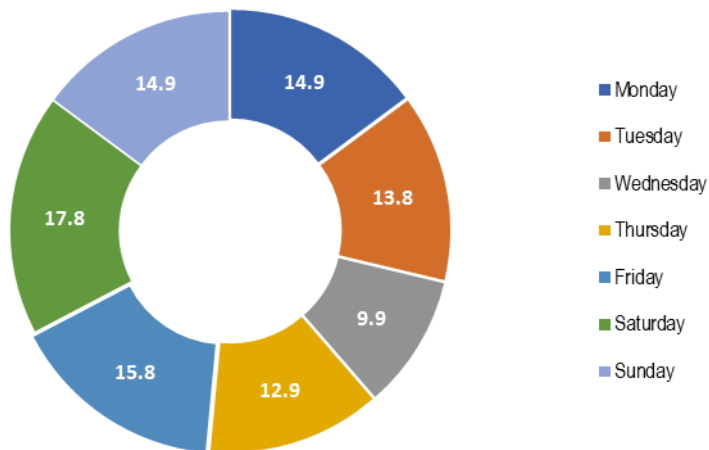
Road Accidents by Driver Behavior and Time Distribution. In 83.2 % of cases, road accidents occurred as a result of the driver's behavior. The highest number of accidents during this period was caused by individuals aged 0-24, accounting 28.7 % of the total number of accidents.

For publication 24/12/2025

For more information, visit INSTAT web page:
<https://www.instat.gov.al/en/themes/industry-trade-and-services/transport-and-accidents/#tab3>

In November 2025, the highest number of road accidents accounting for Saturday by 17.8 %, while the lowest number of accidents occurred on Wednesday with 9.9 %.

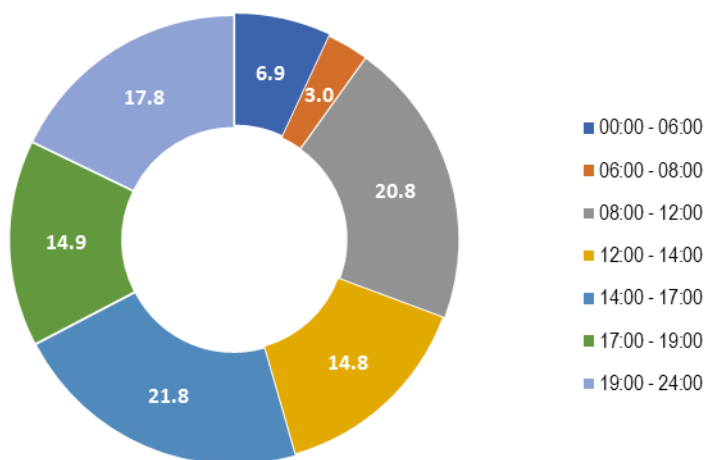
Fig. 2 Road accidents by day of the week in %, November 2025



Source: General Directorate of State's Police, INSTAT's calculations

The highest number of road accidents occurred during the time frame 14:00 - 17:00 accounting with 21.8 % of the total number of road accidents.

Fig. 3 Road accidents by time of occurrence in %, November 2025



Source: General Directorate of State's Police, INSTAT's calculations

For more information. visit INSTAT web page:

<https://www.instat.gov.al/en/themes/industry-trade-and-services/transport-and-accidents/#tab3>

Tab. 1 Road accidents and number of casualties, by gender

Period	Total	Killed and injured persons	
	Accidents	Female	Male
November 2024	147	50	138
November 2025	101	37	95
The annual change (%)	-31.3	-26.0	-31.2
January-November 2024	1,517	669	1,394
January-November 2025	1,245	519	1,218
The annual change (%)	-17.9	-22.4	-12.6

Source: General Directorate of State's Police, INSTAT's calculations

Tab. 2 Road accidents, number of killed and injured, by users of road

Period	Accidents by		Killed and injured persons	
	Behavior of the driver	Behavior pedestrian	Behavior of the driver	Behavior pedestrian
November 2024	133	14	174	14
November 2025	84	17	115	17
The annual change (%)	-36.8	21.4	-33.9	21.4
January-November 2024	1,346	171	1,882	181
January-November 2025	1,094	151	1,565	172
The annual change (%)	-18.7	-11.7	-16.8	-5.0

Source: General Directorate of State's Police, INSTAT's calculation

Tab. 3 Road accidents by driver's age

Period	0 - 24 years old	25- 34 years old	35- 44 years old	45-59 years old	60+ years old	Left the accident scene
November 2024	26	39	18	33	27	4
November 2025	29	18	20	20	12	2
The annual change (%)	11.5	-53.8	11.1	-39.4	-55.6	-50.0
January-November 2024	305	388	267	291	227	39
January-November 2025	268	288	247	258	166	18
The annual change (%)	-12.1	-25.8	-7.5	-11.3	-26.9	-53.8

Source: General Directorate of State's Police, INSTAT's calculation

For more information. visit INSTAT web page:

<https://www.instat.gov.al/en/themes/industry-trade-and-services/transport-and-accidents/#tab3>

Tab. 4 Road accidents, by regions*

Period	Accidents		Killed and injured persons		Accidents		Killed and injured persons	
	November 2024	November 2025	November 2024	November 2025	January-November 2024	January-November 2025	January-November 2024	January-November 2025
Albania	147	101	188	132	1,517	1,245	2,063	1,737
Berat	3	1	3	1	27	24	33	30
Dibër	3	3	5	4	36	28	67	65
Durrës	10	5	17	9	156	82	253	129
Elbasan	8	3	14	4	73	51	108	70
Fier	15	6	16	12	123	102	155	148
Gjirokastrë	9	4	13	7	79	56	161	101
Korçë	4	10	4	10	54	121	65	130
Kukës	5	4	5	4	54	31	60	47
Lezhë	13	8	23	12	164	160	255	252
Shkodër	16	10	18	13	112	99	124	135
Tiranë	48	44	56	48	495	390	594	481
Vlorë	13	3	14	8	144	101	188	149

Source: General Directorate of State's Police, INSTAT's calculation

*(The data published is preliminary and subject of updating).

Methodology

The purpose of the monthly publication of accidents is to present the results and indicators of road accidents such as: the change in the number of monthly accidents. number of killed and injured persons by road accidents classified by gender, the behavior of road users, age and counties in the country comparing with the same period a year ago. The General Directorate of State Police is the institution that provides INSTAT with a comprehensive system of information on road accidents.

Definitions

Accidents: Unwanted or unintended sudden event or a specific chain of such events which have harmful consequences.

Injury accident: Any accident involving at least one road vehicle in motion on a public road or private road to which the public has right of access, resulting in at least one injured or killed person.

Person killed: It is considered any person killed immediately or dying within 30 days as a result of the accident, excluding suicides.

Person injured: Any person who as result of an accident was not killed immediately or not dying within 30 days, but sustained an injury, normally needing medical treatment, excluding attempted suicides.

The behavior of the driver: It implies when the driver does not comply with the traffic rules according to the "Road Code" as sudden braking, ignores signs (signaling) traffic, disregard the speed limit, etc.

Pedestrian Behavior: It implies when pedestrian does not comply with the traffic rules according to the "Road Code" as crossing the road carelessly, etc.

Source of data: The data are provided by Ministry of Internal Affairs/General directorate of State's Police.

The data of a last month on killed persons by road accidents are preliminary and subject of revision. For more: [Statistical Revision Policy](#).

Explanation of Symbols

- 0 value less than half of unit of measure
- no value
- (...) missing data