

# Crime Statistics

## Second Quarter of 2017

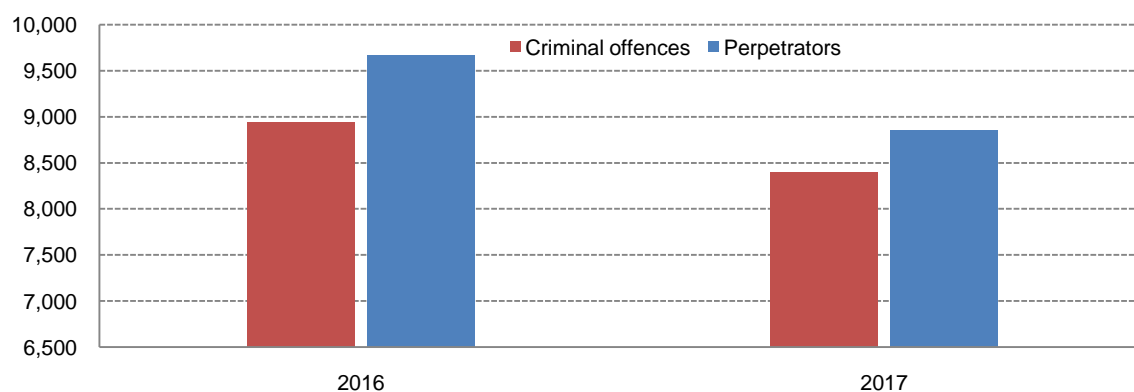
**Tirana, July 21, 2017:** During the second quarter of 2017, 8,393 criminal offences were committed, about 6.1 % less compared to the same quarter of 2016. During the second quarter of 2017, 8,855 perpetrators were recorded, which is 8.3 % less compared to the first quarter of 2016.

"Crimes against state authority" represent 39.6 % of all crimes committed, "Crimes against property and in the economic sphere" 38.2 % and "Crimes against the person" 20.1 %.

**Tab. 1 Criminal offences and perpetrators**

Criminal offences	T2 - 2016		T2 - 2017	
	Recorded offences	Perpetrators	Recorded offences	Perpetrators
Crimes against humanity	0	0	0	0
Crime against the person	1,840	2,193	1,688	1,989
Criminal offenses related to property or in the economic area	3293	3220	3205	2928
Criminal acts against environment	80	93	42	54
Offences against independence and constitutional order	0	0	3	11
Offences encroaching relations with other states	0	0	0	0
Terrorist act	0	0	5	7
Crimes against the state authority	3,670	4,041	3,321	3,676
Criminal acts against justice	53	111	87	129
Criminal acts affecting free elections and the democratic system of elections	0	0	40	53
Criminal acts committed by an armed gang or criminal organization	1	3	2	8
<b>Total</b>	<b>8,937</b>	<b>9,661</b>	<b>8,393</b>	<b>8,855</b>

**Fig.1 Criminal offences and perpetrators**



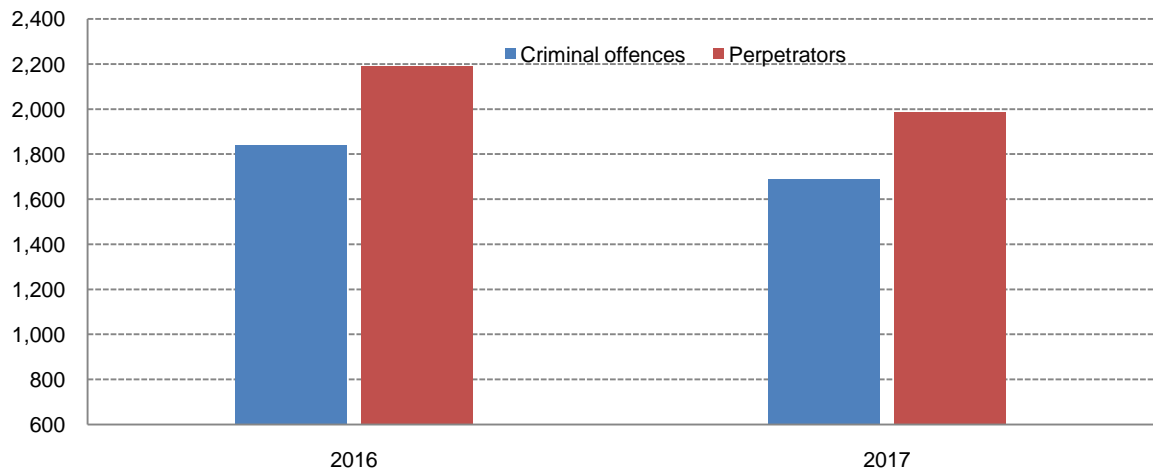
**For release 21/07/2017**

*Continues*

**Criminal offences against the person**

During the second quarter of 2017, 1,688 criminal offences against the person were committed, a decrease of 8.3 % compared to the same quarter of 2016. The number of perpetrators of crimes against the person during this period was 1,989 and constitutes of 22.5 % of the total. During the second quarter of 2017, the number of perpetrators of this criminal offense has decreased by 9.3 % compared to the same period of the previous year.

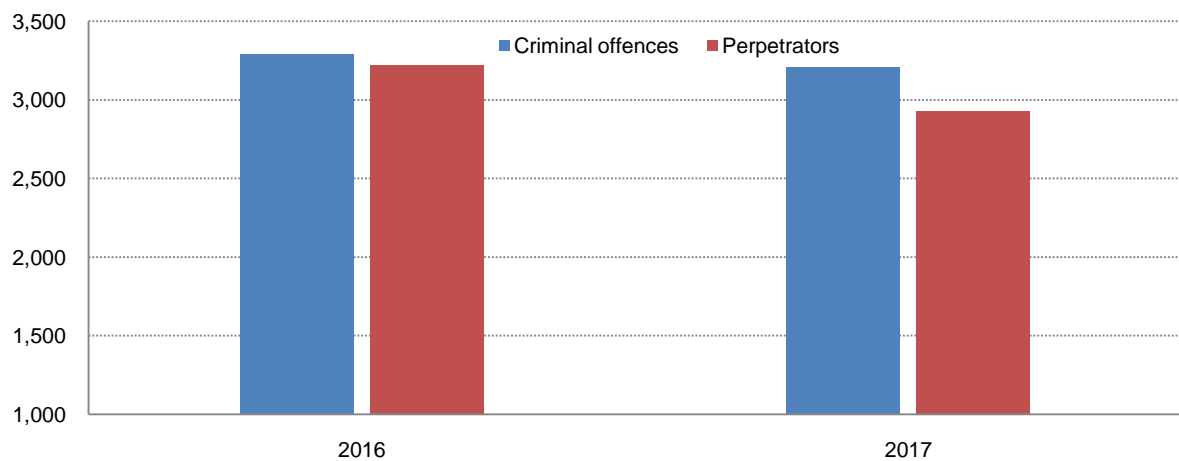
**Fig. 2 Criminal offences and perpetrators against the person**



**Criminal offenses related to property or in the economic area**

During the second quarter of 2017 were recorded 3,205 “Criminal offenses against property and in the economic sphere”, a decrease by 2.7 % compared to the second quarter of 2016. The number of perpetrators of these offences is 2,928, about 9.1 % less compared to the second quarter of 2016 and constitutes 33.1 % of the total. From these criminal offenses, thefts constitutes of 37.5 % of the total. Compared to the second quarter of 2016, the number of thefts has decreased by 26.3%.

**Fig.3 Criminal offenses and offenders against property or in the economic area**

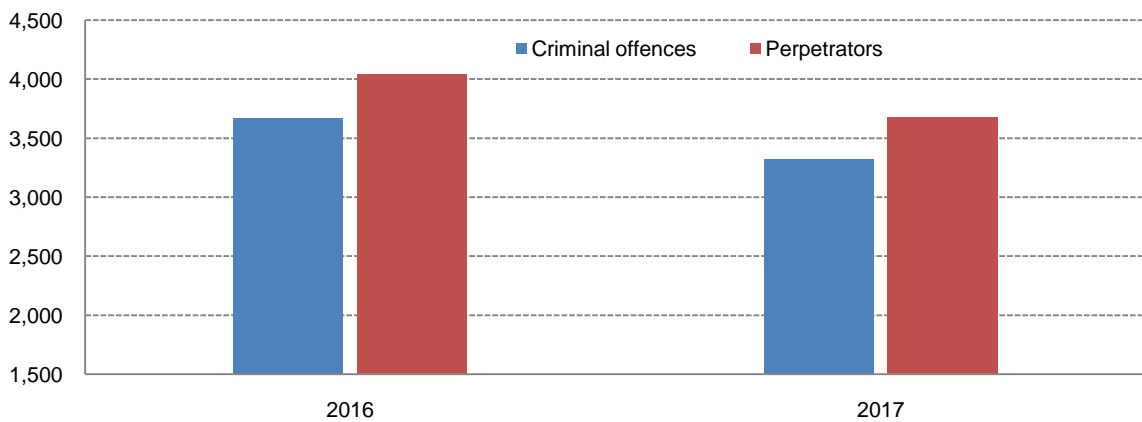


**Criminal offences against the state authority**

During the second quarter of 2017, 3,321 “*Criminal offenses against the state authority*” were recorded, representing a decrease of 9.5 % compared to the second quarter of 2016. The number of perpetrators during the second quarter of 2017 was 3,676, marking a decrease of 9 % compared to the same period of previous year.

“*Offenses against public order and security*” constitute the largest percentage of Offenses against state authority, about 76.6 %, recording a slight decrease of 13.3 % compared to the same period of the previous year.

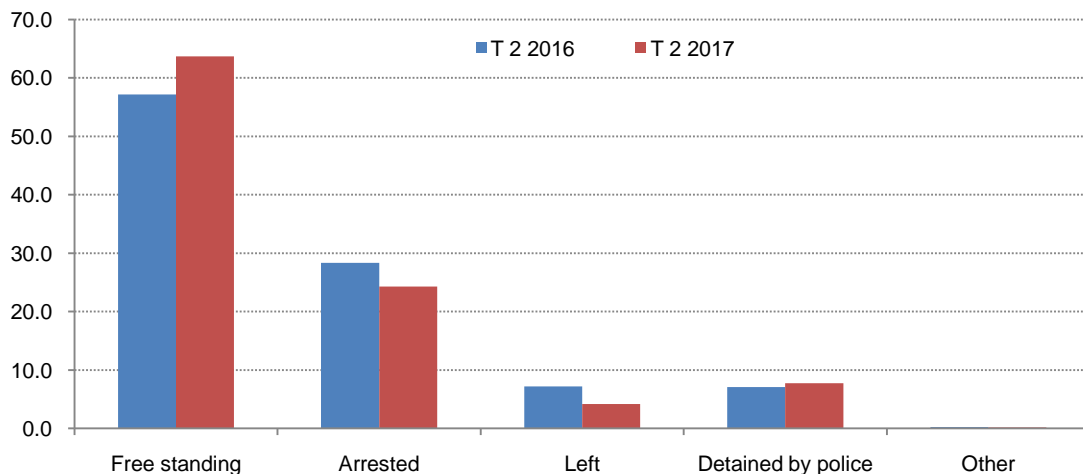
**Fig.4 Criminal offences against the state authority**



**Security measures**

During the second quarter of 2017, 8,855 security measures were taken for perpetrators, from 9,661 security measures taken in the same period of previous year, with a decrease of 8.3 %.

**Fig.5 Security measures taken for the perpetrators of criminal offences**



**Tab. 2 Criminal offences against persons**

Crimes against the person	T2 - 2016		T 2 - 2017	
	Recorded offences	Perpetrators	Recorded offences	Perpetrators
<b>Crime against life</b>	<b>417</b>	<b>455</b>	<b>401</b>	<b>444</b>
<i>Homicide</i>	13	21	19	17
<i>Premeditated homicide</i>	0	0	0	0
<i>Attempted homicide</i>	26	30	35	39
<i>Threat for blood feud or revenge</i>	3	2	4	4
<i>Threat</i>	375	402	343	384
<b>Against health</b>	<b>356</b>	<b>493</b>	<b>348</b>	<b>455</b>
<i>Lightly injury</i>	317	438	313	415
<i>Incorrect medication</i>	0	0	3	4
<i>Other</i>	39	55	32	36
<b>Sexual crime</b>	<b>31</b>	<b>32</b>	<b>22</b>	<b>20</b>
<i>Attempted sexual intercourse</i>	1	1	2	2
<i>Other</i>	30	31	20	18
<b>Criminal acts against person's freedom</b>	<b>30</b>	<b>39</b>	<b>24</b>	<b>28</b>
<i>Forcing through blackmail or violence for submission of the wealth</i>	16	28	8	8
<i>Trafficking in human beings</i>	12	9	14	17
<i>Other</i>	2	2	2	3
<b>Criminal acts against morality and dignity</b>	<b>32</b>	<b>67</b>	<b>41</b>	<b>50</b>
<i>Prostitution</i>	4	21	9	21
<i>Exploitation of prostitution</i>	20	28	26	22
<i>Use of premises for prostitution</i>	8	18	6	7
<b>Criminal acts against children, marriage and family</b>	<b>470</b>	<b>502</b>	<b>380</b>	<b>413</b>
<i>Trafficking of Minors</i>	5	4	5	7
<i>Domestic violence (neni130/a)</i>	414	441	335	363
<i>Other</i>	51	57	40	43
<b>Criminal acts against freedom of religion</b>	<b>0</b>	<b>0</b>	<b>0</b>	<b>0</b>
<b>Other crime against persons</b>	<b>504</b>	<b>605</b>	<b>472</b>	<b>579</b>
<b>Total</b>	<b>1,840</b>	<b>2,193</b>	<b>1,688</b>	<b>1,989</b>

**Tab. 3 Criminal offences related to property or in the economic area**

Criminal offences related to property or in the economic area	T2 - 2016		T2 - 2017	
	Recorded offences	Perpetrators	Recorded offences	Perpetrators
<b>Theft of property</b>	<b>1,631</b>	<b>1,369</b>	<b>1,202</b>	<b>845</b>
<i>Bank robbery</i>	0	0	0	0
<i>Attempted bank robbery</i>	0	0	1	1
<i>Domestic burglary</i>	309	239	266	164
<i>Company theft</i>	9	10	16	8
<i>Trade local robbery</i>	141	88	124	80
<i>Theft through abuse of office</i>	35	41	29	34
<i>Stealing electrical power or telephone impulses</i>	358	363	40	46
<i>Violent robbery</i>	24	29	32	30
<i>Attempted violent robbery</i>	9	14	5	4
<i>Trafficking of vehicles</i>	61	73	37	38
<i>Attempted robbery</i>	105	85	118	84
<i>Weapon robbery</i>	4	12	2	3
<i>Attempted weapon robbery</i>	1	2	1	0
<i>Theft resulting in death</i>	0	0	0	0
<i>Art works trafficking</i>	3	4	1	1
<i>Vehicles theft</i>	47	22	73	16
<i>Other thefts</i>	525	387	457	336
<b>Fraud</b>	<b>147</b>	<b>197</b>	<b>199</b>	<b>220</b>
<i>Fraud</i>	114	158	172	186
<i>Unlawful reproduction of the work of another</i>	1	0	1	1
<i>Violation of industrial property rights</i>	32	39	26	33
<b>Destroying property</b>	<b>290</b>	<b>255</b>	<b>317</b>	<b>248</b>
<i>Destroying property by fire</i>	38	12	46	8
<i>Destroying property by explosives</i>	12	5	16	8
<i>Destroying property with other means</i>	240	238	255	232
<b>Acts related to unlicensed exercise of banking and financial activities</b>	<b>14</b>	<b>13</b>	<b>6</b>	<b>11</b>
<b>Offences in the field of customs</b>	<b>75</b>	<b>90</b>	<b>94</b>	<b>109</b>
<i>Non-declaration on the border of money and belongings</i>	8	11	19	22
<i>Other crimes in the field of custom</i>	67	79	75	87
<b>Criminal acts related to taxation</b>	<b>152</b>	<b>158</b>	<b>218</b>	<b>239</b>
<b>Crime in the field of counterfeiting</b>	<b>279</b>	<b>343</b>	<b>261</b>	<b>274</b>
<i>Falsification of letters, visa</i>	48	57	72	77
<i>Other in the field of counterfeiting</i>	231	286	189	197
<b>Criminal acts which violate the legal status of land</b>	<b>402</b>	<b>448</b>	<b>696</b>	<b>754</b>
<i>Illegal construction</i>	402	448	696	754
<b>Other economic-property crime</b>	<b>303</b>	<b>347</b>	<b>212</b>	<b>228</b>
<b>Total</b>	<b>3,293</b>	<b>3,220</b>	<b>3,205</b>	<b>2,928</b>

**Tab. 4 Criminal offences against the state authority**

Criminal offences against the state authority	T2- 2016		T2 - 2017	
	Recorded offences	Perpetrators	Recorded offences	Perpetrators
<b>Crime against state activity</b>	<b>629</b>	<b>875</b>	<b>601</b>	<b>731</b>
<i>Opposing the public official</i>	138	145	108	119
<i>Opposing the official of the public order police</i>	201	277	184	223
<i>Crime in the field of corruption</i>	290	453	309	389
<b>Criminal acts against public order and security</b>	<b>2,935</b>	<b>3,048</b>	<b>2,546</b>	<b>2,758</b>
<i>Trafficking of weapons and munitions</i>	8	9	8	7
<i>Traffic of explosive, burning, poison and radioactive matters</i>	2	1	1	4
<i>Producing and manufacturing narcotics</i>	361	471	415	507
<i>Traffic of narcotics</i>	18	29	46	58
<i>Cultivating narcotic plants</i>	325	150	124	125
<i>Other crime in drug field</i>	8	12	10	12
<i>Laundering of proceeds of crime</i>	106	132	87	92
<i>The violation of road traffic rules</i>	592	573	558	553
<i>Driving while inebriated or without a license</i>	93	52	59	40
<i>Leaving the scene of an accident</i>	712	714	589	598
<i>Obstructing the movement of means of transport</i>	6	22	16	48
<i>Illegal production and keeping of weapons of war and ammunition</i>	291	368	263	288
<i>Crimes in the technology field</i>	55	18	59	23
<i>Other crime against public order and security</i>	358	497	311	403
<b>Criminal acts against state secrets and state borders</b>	<b>106</b>	<b>118</b>	<b>174</b>	<b>187</b>
<i>Illegally crossing state border</i>	90	96	158	166
<i>Assistance for Illegal Crossing of the Border</i>	16	22	16	21
<b>Total</b>	<b>3,670</b>	<b>4,041</b>	<b>3,321</b>	<b>3,676</b>

**Tab. 5 Security measures taken for the perpetrators of criminal offences**

	Security measures	
	T 2 2016	T 2 2017
Arrested	2,737	2,148
Detained by police	696	367
Free standing	5,524	5,641
Left	683	685
Other	21	14
<b>Total</b>	<b>9,661</b>	<b>8,855</b>

# Methodology

Crime statistics reflect data on recorded criminal offences and persons suspected of committing a criminal offense. The group of criminal offenses was done according to the division referred to the Criminal Code of the Republic of Albania, respectively in 11 chapters and focusing on the sections of each chapter, where criminal offences were identified during the second quarter of 2017 and 2016. The data on recorded criminal offences refer to articles of the Criminal Code and not to the event, as in an event we can find more than one criminal element of the offence. The data on perpetrators are based on suspected persons in the commission of a criminal offence, not in judgments that are within the jurisdiction of the justice authorities to give the verdict. Data on perpetrators also include data on security measures.

**Criminal Offences:** Acts that violate, the legal values of a human being and of a particular community are called criminal acts or a general term of criminality. They are divided into crimes and criminal offenses.

**Criminal offence against a person:** Includes criminal offenses against life, health, freedom, morality and dignity, offenses against the family, marriage, children and against the freedom of religion.

**Criminal offences against property and the economic sphere include acts such as:** theft of property, fraud, customs and tax crimes, acts that violate the legal regime.

**Criminal acts against the state authority include acts such as:** against state activity by citizens, against public order and public security, and state borders, where each section contains a number of other acts in itself.

**Perpetrators:** Persons who, by their act or omission, allow a criminal offense to occur, causing the consequence of the offense. Authors over the age of 14 have criminal responsibility while children under the age of 14 are examples from criminal liability.

**Reported offences:** Offenses reported to the police or that the police have knowledge of them in other ways.

**Source of Data:** Data was provided by the State Police Directorate

The data on identified criminal offenses and perpetrators are preliminary and subject to review.