

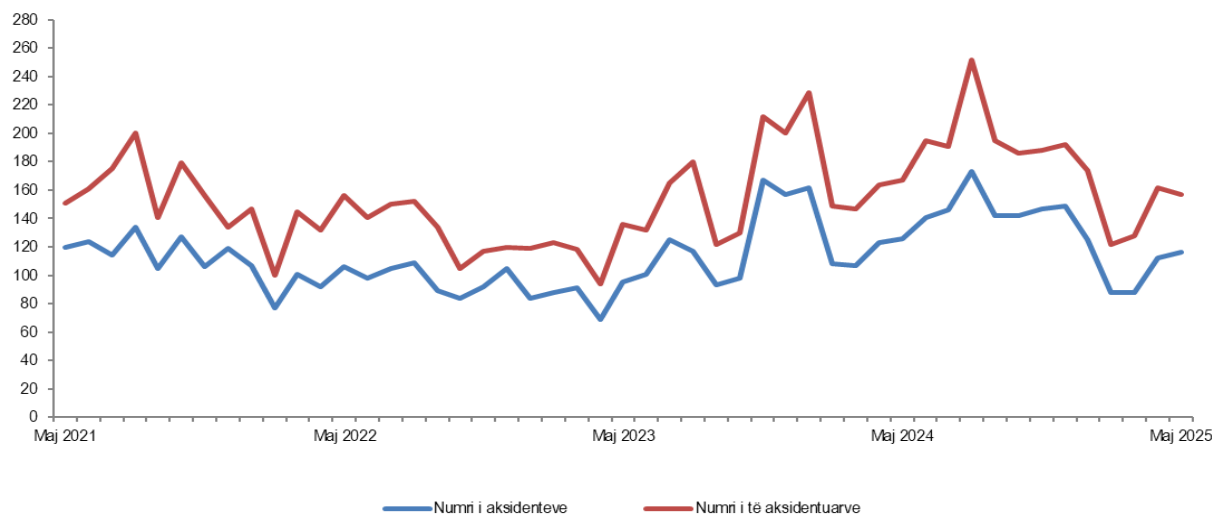
# Road accidents\*

## May 2025

**Tirana, 27 June 2025:** In May 2025, are counted 116 road accidents from which 157 persons were casualties (killed an injured). \* (The data published is preliminary and subject of updating).

During the periods January-May 2025, the number of road accidents decreased by 15.5 %, compared to the same period a year earlier.

Fig. 1 Road accidents and number of casualties (killed and injured), May 2021 – May 2025

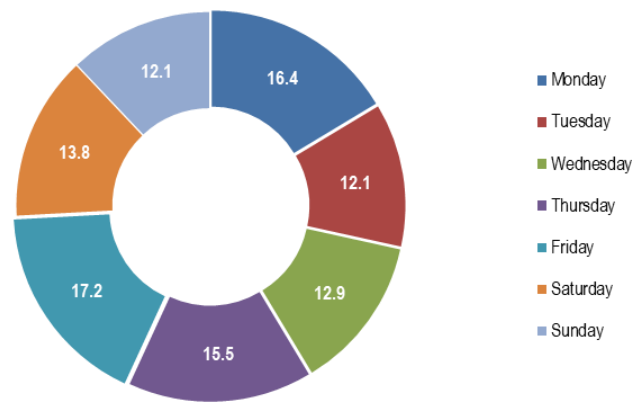


Source: General Directorate of State's Police, INSTAT's calculations

The road accidents, in 84.5 % of cases, occurred as a result of the driver's behavior. The highest number of accidents, in this period, was carried out by the age group 0-24, accounting 25.0 % of the total number of accidents.

In May 2025, the highest number of road accidents occurred on Friday by 17.2 %, while the lowest number of accidents occurred on Tuesday and Sunday by 12.1 %.

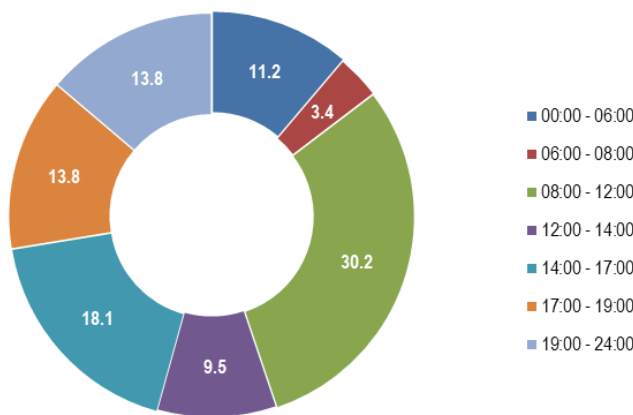
Fig. 2 Road accidents by day of the week in %, May 2025



Source: General Directorate of State's Police, INSTAT's calculations

The highest number of road accidents occurred during the time frame 08:00-12:00, accounting by 30.2 % of the total number of road accidents.

Fig. 3 Road accidents by time of occurrence in %, May 2025



Source: General Directorate of State's Police, INSTAT's calculations

**Tab. 1 Road accidents and number of casualties, by gender**

Period	Total	Killed and injured persons	
	Accidents	Female	Male
May 2024	126	58	109
May 2025	116	44	113
<b>The annual change (%)</b>	<b>-7.9</b>	<b>-24.1</b>	<b>3.7</b>
January-May 2024	626	273	583
January-May 2025	529	221	522
<b>The annual change (%)</b>	<b>-15.5</b>	<b>-19.0</b>	<b>-10.5</b>

Source: General Directorate of State's Police, INSTAT's calculations

**Tab. 2 Road accidents, number of killed and injured, by users of road**

Period	Accidents by		Killed and injured persons	
	Behavior of the driver	Behavior pedestrian	Behavior of the driver	Behavior pedestrian
May 2024	109	17	150	17
May 2025	98	18	138	19
<b>The annual change (%)</b>	<b>-10.1</b>	<b>5.9</b>	<b>-8.0</b>	<b>11.8</b>
January-May 2024	528	98	750	106
January-May 2025	462	67	671	72
<b>The annual change (%)</b>	<b>-12.5</b>	<b>-31.6</b>	<b>-10.5</b>	<b>-32.1</b>

Source: General Directorate of State's Police, INSTAT's calculation

**Tab. 3 Road accidents by driver's age**

Period	0 - 24 years old	25- 34 years old	35- 44 years old	45-59 years old	60+ years old	Left the accident scene
May 2024	32	37	16	27	12	2
May 2025	29	25	24	25	12	1
<b>The annual change (%)</b>	<b>-9.4</b>	<b>-32.4</b>	<b>50.0</b>	<b>-7.4</b>	<b>0.0</b>	<b>-50.0</b>
January-May 2024	127	173	116	113	78	19
January-May 2025	114	109	111	110	76	9
<b>The annual change (%)</b>	<b>-10.2</b>	<b>-37.0</b>	<b>-4.3</b>	<b>-2.7</b>	<b>-2.6</b>	<b>-52.6</b>

Source: General Directorate of State's Police, INSTAT's calculation

For more information. visit INSTAT web page:

<https://www.instat.gov.al/en/themes/industry-trade-and-services/transport-and-accidents/#tab3>

**Tab. 4 Road accidents, by regions\***

Period	Accidents		Killed and injured persons		January-May 2024	Accidents		Killed and injured persons	
	May 2024	May 2025	May 2024	May 2025		January-May 2025	January-May 2024	January-May 2025	January-May 2024
<b>Albania</b>	<b>126</b>	<b>116</b>	<b>167</b>	<b>157</b>	<b>626</b>	<b>529</b>	<b>856</b>	<b>743</b>	
Berat	2	0	2	0	12	11	14	12	
Dibër	5	4	13	9	16	11	34	30	
Durrës	19	7	31	7	72	41	108	52	
Elbasan	4	6	6	7	34	24	48	31	
Fier	7	14	11	21	42	47	59	71	
Gjirokastrë	4	8	10	9	27	31	61	48	
Korçë	3	9	3	9	25	45	32	51	
Kukës	7	3	8	3	26	15	28	24	
Lezhë	7	15	8	21	56	65	86	103	
Shkodër	6	13	7	16	25	51	31	66	
Tiranë	49	30	54	38	250	157	305	209	
Vlorë	13	7	14	17	41	31	50	46	

**Source:** General Directorate of State's Police, INSTAT's calculation

\*(The data published is preliminary and. subject of updating).

# Methodology

The purpose of the monthly publication of accidents is to present the results and indicators of road accidents such as: the change in the number of monthly accidents, number of killed and injured persons by road accidents classified by gender, the behavior of road users, age and counties in the country comparing with the same period a year ago. The General Directorate of State Police is the institution that provides INSTAT with a comprehensive system of information on road accidents.

## Definitions

**Accidents:** Unwanted or unintended sudden event or a specific chain of such events which have harmful consequences.

**Injury accident:** Any accident involving at least one road vehicle in motion on a public road or private road to which the public has right of access, resulting in at least one injured or killed person.

**Person killed:** It is considered any person killed immediately or dying within 30 days as a result of the accident, excluding suicides.

**Person injured:** Any person who as result of an accident was not killed immediately or not dying within 30 days, but sustained an injury, normally needing medical treatment, excluding attempted suicides.

**The behavior of the driver:** It implies when the driver does not comply with the traffic rules according to the "Road Code" as sudden braking, ignores signs (signaling) traffic, disregard the speed limit, etc.

**Pedestrian Behavior:** It implies when pedestrian does not comply with the traffic rules according to the "Road Code" as crossing the road carelessly, etc.

**Source of data:** The data are provided by Ministry of Internal Affairs/General directorate of State's Police.

*The data of a last month on killed persons by road accidents are preliminary and subject of revision. For more: [Statistical Revision Policy](#).*

## Explanation of Symbols

- 0 value less than half of unit of measure
- no value
- (...) missing data

For more information, visit INSTAT web page:

<https://www.instat.gov.al/en/themes/industry-trade-and-services/transport-and-accidents/#tab3>