

Balance of electric power

Quarter I - 2025

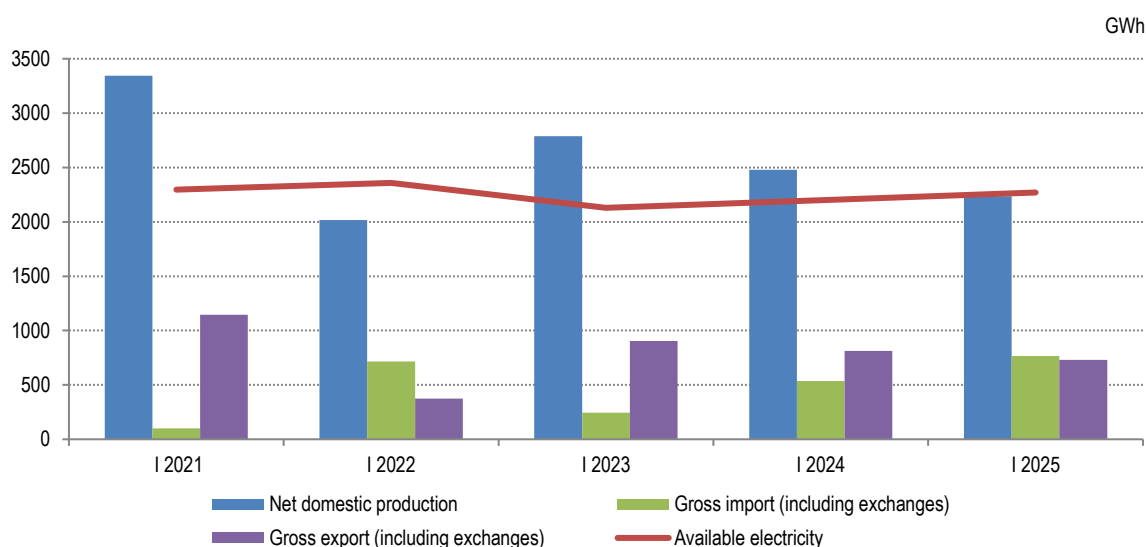
Tirana, May 22, 2025: During the first quarter of 2025, available electricity increased by 3.2 %.

Net domestic production of electric power in this period decreased by 9.8 %, reaching the value 2,234 GWh from 2,478 GWh of electricity produced in the first quarter of 2024.

This production was realized by public hydro plants at 45.8 % of net domestic production, by independent power producers to the extent 46.3 % and other producers that generated 7.9 % of net domestic electricity production.

Gross import of electric power (including exchanges), in the first quarter of 2025, reached the value 767 GWh from 535 GWh, compared to the same period of the previous year, marking an increase by 43.4 %. **Gross export** (including exchanges) reached the value 732 GWh from 814 GWh marking a decrease with 10.1% (fig.1).

Fig. 1 Available electricity, net domestic production, gross import and export



For release 22/05/2025

Continues

Tab. 1 Balance of electric power

MWh

Indicators	Q.I 2024	Q.I 2025
A Available electricity (A=1+2-3)	2,198,813	2,269,259
1 Net domestic production (1=1.1+1.2+1.3)	2,477,892	2,233,905
1.1 Thermo	0	0
1.2 Hydro (1.2=a+b)	2,407,752	2,057,523
a Net public producers (a=a.1-a.2)	1,161,503	1,022,784
a.1 Gross public producers	1,172,567	1,032,261
a.2 Losses and own consumption	11,064	9,477
b Independent power producers	1,246,249	1,034,740
1.3 Other producers ¹	70,140	176,381
2 Gross import (including exchanges)	535,149	767,187
3 Gross export (including exchanges)	814,228	731,833
B Consumption of electricity (B=1+2)	2,198,813	2,269,259
1 Electrical losses (1=1.1+1.2)	483,043	477,816
1.1 Losses and self-consumption in transmission	57,277	51,088
1.2 Losses in distribution (1.2=a+b) ²	425,766	426,728
a Technical losses in distribution	306,009	312,071
b Non-technical losses in distribution ³	119,757	114,657
2 Consumption of electricity by domestic users (2=2.1+2.2)	1,715,770	1,791,443
2.1 Households	979,953	1,064,956
2.2 Non-households	735,817	726,487

¹ Other producers refer to the production of electricity from other energy sources, excluding hydro and thermal energy, and including sources such as (photovoltaic, oil, etc.).

² Breakdown of technical and non-technical losses is an estimation made by operators in the field of electricity.

³ Non-technical losses refer to the difference between total losses in distribution and technical losses in distribution and are added also statistical differences which derive from the differences in the period of measurement in production, consumption and trade of electricity.

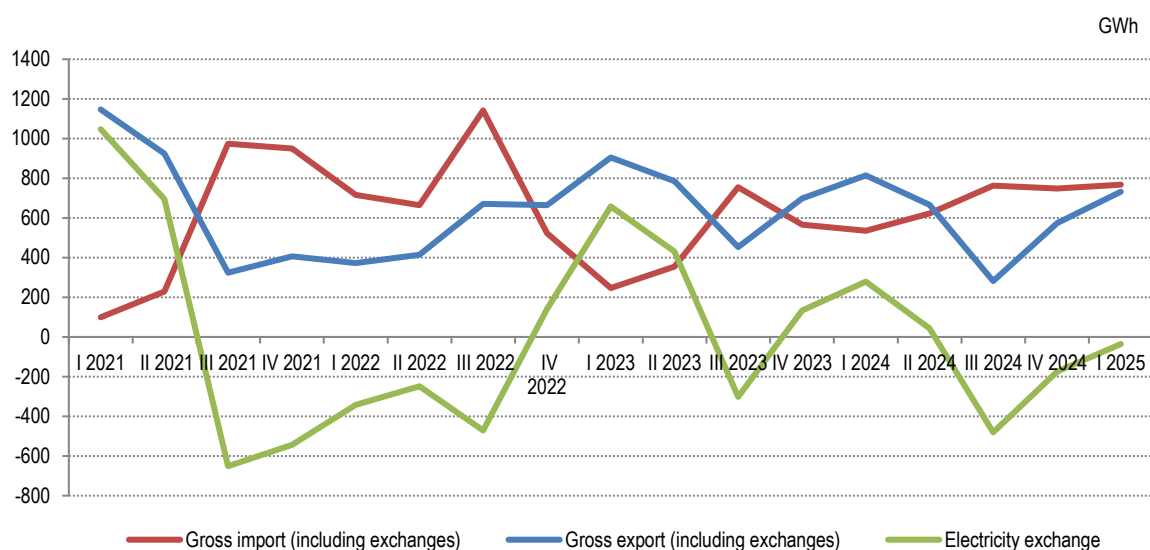
Public hydro plants, in the first quarter of 2025, realized 1,023 GWh from 1,162 GWh realized in the first quarter of 2024, thus marking an decrease in production by 11.9 %.

Independent and concessionaire power producers realized 1,035 GWh from 1,246 GWh realized to the same period of the previous year, thus marking an decrease in production by 17.0 %.

The other producers generated 176 GWh, compared to 70 GWh produced in the same period of the previous year, thus marking 2.5 times increase in electricity production.

Electricity exchange (difference between gross exports and gross imports of electricity), in the first quarter of 2025, has reached a negative value by 35 GWh (fig.2).

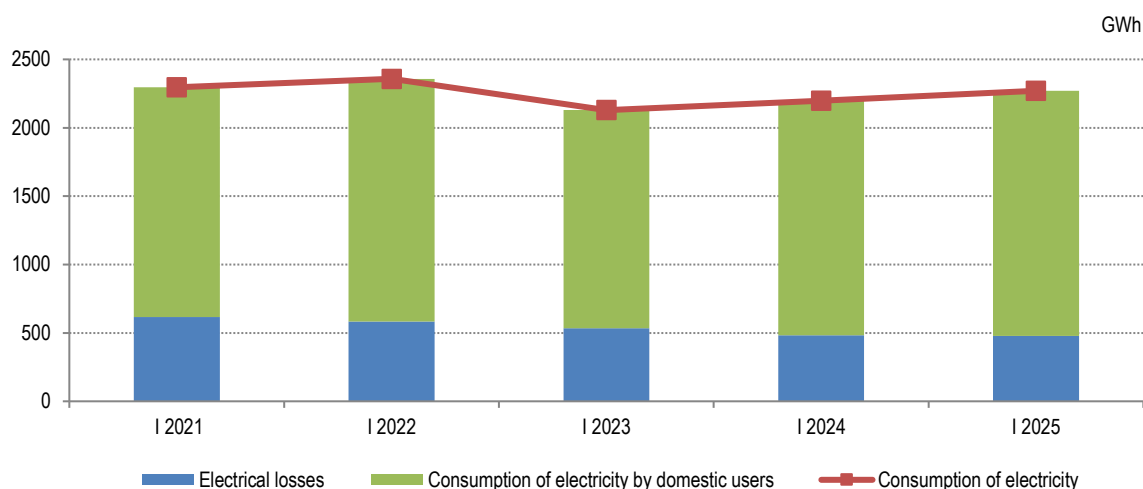
Fig. 2 Electricity exchange



Electrical losses have reached value 478 GWh in the first quarter of 2025 from 483 GWh in the first quarter of 2024, marking a decrease by 1.1 %.

The share of **electrical losses** in the total available energy during the first quarter of 2025 is 21.1 %, compared to 22.0 % in the first quarter of 2024 (fig. 3).

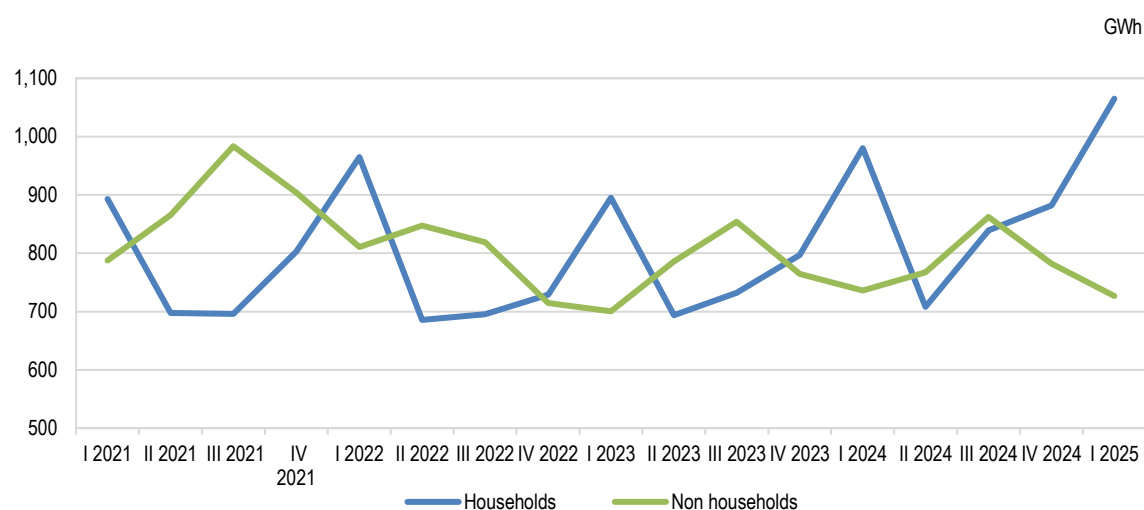
Fig. 3 Consumption of electricity, electrical losses and consumption of electricity by domestic users



The consumption of electricity by domestic users, in the first quarter of 2025, increased by 4.4 %, reaching 1,791 GWh from 1,716 GWh realized in the first quarter of 2024.

The impact on the increase of the final consumption of electricity by domestic users was provided by **consumption of electricity by households** with an increase of electricity consumption by 8.7 %, while the energy consumed by **non-households** consumers decreased by 1.3 %, compared to the first quarter of 2024 (fig. 4).

Fig. 4 Consumption of electricity by domestic users



Methodology

Balance of electric power provides statistical information on domestic production of electricity, electricity exchange, losses in network also the usage of electricity for final consumption in our country. The publication of electric power balance is quarterly, based on monthly data collected from administrative sources as:

- KESH a.s., a state joint stock trading company, vertically integrated, which has the leading role and is the key producer of electricity in Albania;
- OSSH a.s., a public company with 100% state-owned shares that carries out the supply and sales of electricity also the operation and management of the distribution network;
- OST a.s., transmission system operator is a public company with 100% state-owned shares that operates in the electricity transmission system from the physical and distribution concepts. OST a.s. provides the necessary transmission capacities for:
 - the supply of uninterrupted electricity for Distribution System substations and electricity customers directly connected to the transmission network;
 - the transmission of electricity produced from domestic sources;
 - also transits and necessary exchanges with other countries in the region.

Definitions of basic indicators

Available electricity refers to the quantity of electricity generated by domestic production of electricity plus total amount of electricity exchange.

Net domestic production of electricity is equal to the gross electricity production from thermo plants, hydroelectric plants and other producers less the electrical energy absorbed by the generating auxiliaries and the losses in the main generator transformers.

Thermo electricity refers to electricity produced by thermo plants.

Hydro electricity refers to energy of water converted into electricity in hydroelectric plants.

Losses and own consumption is the total plant's consumption in generation process and production losses.

Independent power producers refer to private electricity producers which consist of private plants and concession contracts with the Republic of Albania. These producers are directly related to the transmission system and are licensed by the Energy Regulatory Entity (ERE) and may sell capacity or energy to OST and OSSH, to cover losses in transmission and distribution system, as well as to other clients.

Other producers refer to electricity production from other energy sources, excluding hydro and thermo electricity.

Electricity exchange refers to the difference between imported and exported electricity, also including transits and necessary exchanges of electricity with other countries in the region.

Consumption of electricity refers to the total quantity of electricity consumed by final users and losses in networks. It is equal to the sum of the following categories: electrical losses and consumption of electricity by domestic users.

Electrical losses refer to losses in transmission network including own consumption in transmission and distribution losses. *Technical losses* in distribution are estimated by OSSH a.s. *Non technical losses* refer to the difference between total losses in distribution and technical losses in distribution and are added also statistical differences which derive from the differences in the period of measurement in production, consumption and trade of electricity.

Consumption of electricity by domestic users refers to the quantity of electricity consumed by final users and is calculated as the sum of the consumption of households and non households.

Households refer to the quantity of household's electricity consumption.

Non households refer to the electricity consumption quantity that are not consumed by households but include the consumption of electricity by industry, transport, agriculture, public services, etc.