

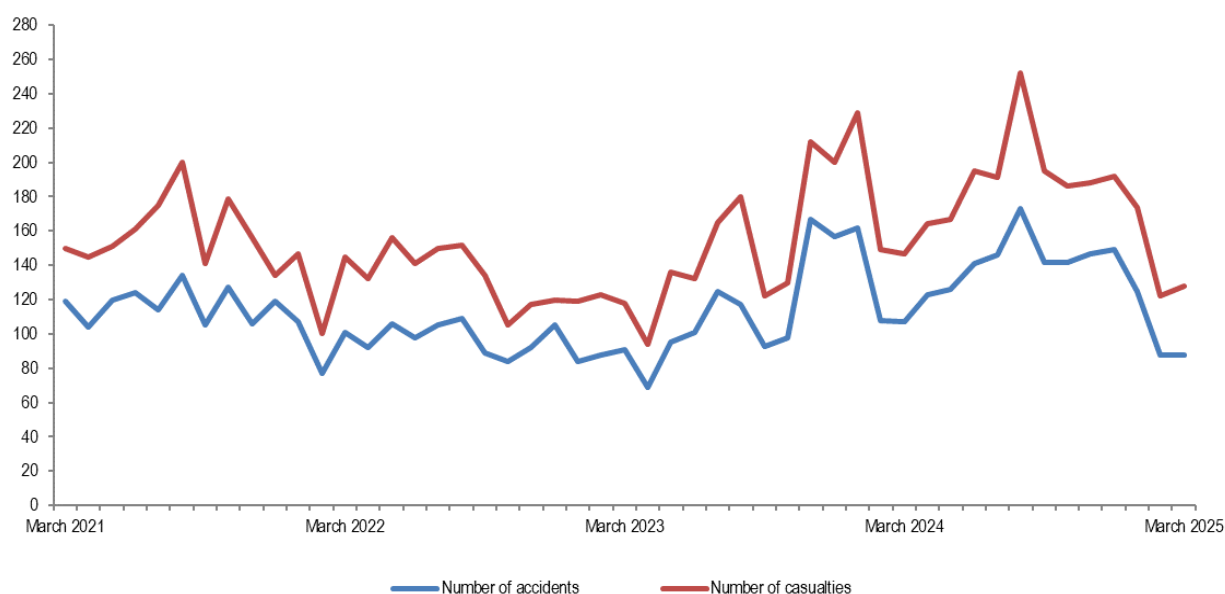
# Road accidents\*

## March 2025

**Tirana, 28 April 2025:** In March 2025, are counted 88 road accidents from which 128 persons were casualties (killed and injured). \* (The data published is preliminary and subject of updating).

During the periods January-March 2025, the number of road accidents decreased by 20.2 %, compared to the same period a year earlier.

Fig. 1 Road accidents and number of casualties (killed and injured), March 2021 – March 2025



Source: General Directorate of State's Police, INSTAT's calculations

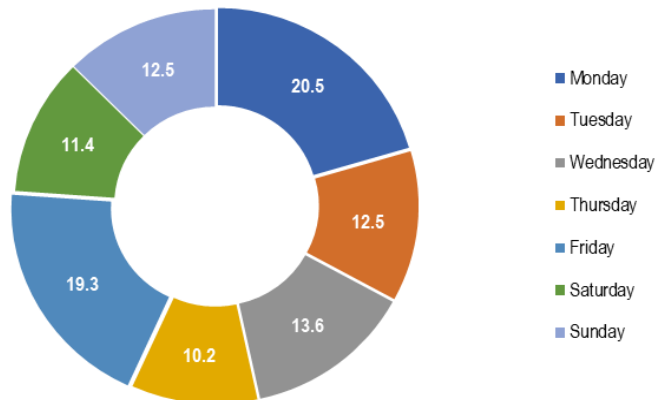
The road accidents, in 85.2 % of cases, occurred as a result of the driver's behavior. The highest number of accidents, in this period, was carried out by the age group 35-44, accounting 29.5 % of the total number of accidents.

For publication 28/04/2025

Continue

In March 2025, the highest number of road accidents occurred on Monday by 20.5 %, while the lowest number of accidents occurred on Thursday by 10.2 %.

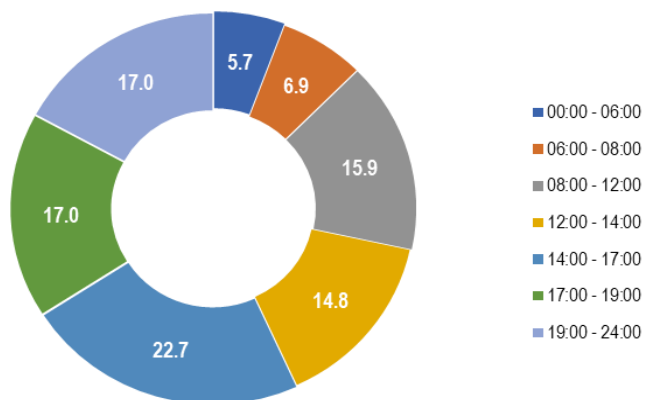
**Fig. 2 Road accidents by day of the week in %, March 2025**



*Source: General Directorate of State's Police, INSTAT's calculations*

The highest number of road accidents occurred during the time frame 14:00-17:00 accounting by 22.7 % of the total number of road accidents.

**Fig. 3 Road accidents by time of occurrence in %, March 2025**



*Source: General Directorate of State's Police, INSTAT's calculations*

For more information. visit INSTAT web page:

<https://www.instat.gov.al/en/themes/industry-trade-and-services/transport-and-accidents/#tab3>

**Tab. 1 Road accidents and number of casualties, by gender**

Period	Total	Killed and injured persons	
	Accidents	Female	Male
March 2024	107	52	95
March 2025	88	32	96
<b>The annual change (%)</b>	<b>-17.8</b>	<b>-38.5</b>	<b>1.1</b>
January-March 2024	377	175	350
January-March 2025	301	121	303
<b>The annual change (%)</b>	<b>-20.2</b>	<b>-30.9</b>	<b>-13.4</b>

Source: General Directorate of State's Police, INSTAT's calculations

**Tab. 2 Road accidents, number of killed and injured, by users of road**

Period	Accidents by		Killed and injured persons	
	Behaviour of the driver	Behaviour of the pedestrian	Behaviour of the driver	Behaviour of the pedestrian
March 2024	94	13	134	13
March 2025	75	13	114	14
<b>The annual change (%)</b>	<b>-20.2</b>	<b>0.0</b>	<b>-14.9</b>	<b>7.7</b>
January-March 2024	315	62	456	69
January-March 2025	259	42	379	45
<b>The annual change (%)</b>	<b>-17.8</b>	<b>-32.3</b>	<b>-16.9</b>	<b>-34.8</b>

Source: General Directorate of State's Police, INSTAT's calculation

**Tab. 3 Road accidents by driver's age**

Period	0-24 years old	25-34 years old	35-44 years old	45-59 years old	60+ years old	Left the accident scene
March 2024	19	34	21	16	12	5
March 2025	19	13	26	15	13	2
<b>The annual change (%)</b>	<b>0.0</b>	<b>-61.8</b>	<b>23.8</b>	<b>-6.3</b>	<b>8.3</b>	<b>-60.0</b>
January-March 2024	75	100	74	69	44	15
January-March 2025	62	61	66	59	46	7
<b>The annual change (%)</b>	<b>-17.3</b>	<b>-39.0</b>	<b>-10.8</b>	<b>-14.5</b>	<b>4.5</b>	<b>-53.3</b>

Source: General Directorate of State's Police, INSTAT's calculation

For more information. visit INSTAT web page:

<https://www.instat.gov.al/en/themes/industry-trade-and-services/transport-and-accidents/#tab3>

**Tab. 4 Road accidents, by regions\***

Period	Accidents		Killed and injured persons		Accidents		Killed and injured persons	
	March 2024	March 2025	March 2024	March 2025	January-March 2024	January-March 2025	January-March 2024	January-March 2025
<b>Albania</b>	<b>107</b>	<b>88</b>	<b>147</b>	<b>128</b>	<b>377</b>	<b>301</b>	<b>525</b>	<b>424</b>
Berat	2	4	3	4	4	8	6	8
Dibër	0	4	0	8	8	6	17	15
Durrës	13	5	20	7	40	22	57	30
Elbasan	6	1	6	3	24	14	33	19
Fier	8	10	10	19	28	28	37	44
Gjirokastrë	5	7	16	7	17	19	37	29
Korçë	2	6	2	7	16	29	22	35
Kukës	6	1	4	1	12	7	11	7
Lezhë	15	7	20	16	41	32	65	56
Shkodër	6	6	8	10	14	25	18	35
Tiranë	41	32	55	41	153	93	197	123
Vlorë	3	5	3	5	20	18	25	23

**Source:** General Directorate of State's Police, INSTAT's calculation

*\*(The data published is preliminary and. subject of updating).*

# Methodology

The purpose of the monthly publication of accidents is to present the results and indicators of road accidents such as: the change in the number of monthly accidents, number of killed and injured persons by road accidents classified by gender, the behavior of road users, age and counties in the country comparing with the same period a year ago. The General Directorate of State Police is the institution that provides INSTAT with a comprehensive system of information on road accidents.

## Definitions

**Accidents:** Unwanted or unintended sudden event or a specific chain of such events which have harmful consequences.

**Injury accident:** Any accident involving at least one road vehicle in motion on a public road or private road to which the public has right of access, resulting in at least one injured or killed person.

**Person killed:** It is considered any person killed immediately or dying within 30 days as a result of the accident, excluding suicides.

**Person injured:** Any person who as result of an accident was not killed immediately or not dying within 30 days, but sustained an injury, normally needing medical treatment, excluding attempted suicides.

**The behavior of the driver:** It implies when the driver does not comply with the traffic rules according to the "Road Code" as sudden braking, ignores signs (signaling) traffic, disregard the speed limit, etc.

**Pedestrian Behavior:** It implies when pedestrian does not comply with the traffic rules according to the "Road Code" as crossing the road carelessly, etc.

**Source of data:** The data are provided by Ministry of Internal Affairs/General directorate of State's Police.

*The data of a last month on killed persons by road accidents are preliminary and subject of revision. For more: [Statistical Revision Policy](#).*

## Explanation of Symbols

- 0 value less than half of unit of measure
- no value
- (...) missing data

For more information, visit INSTAT web page:

<https://www.instat.gov.al/en/themes/industry-trade-and-services/transport-and-accidents/#tab3>