

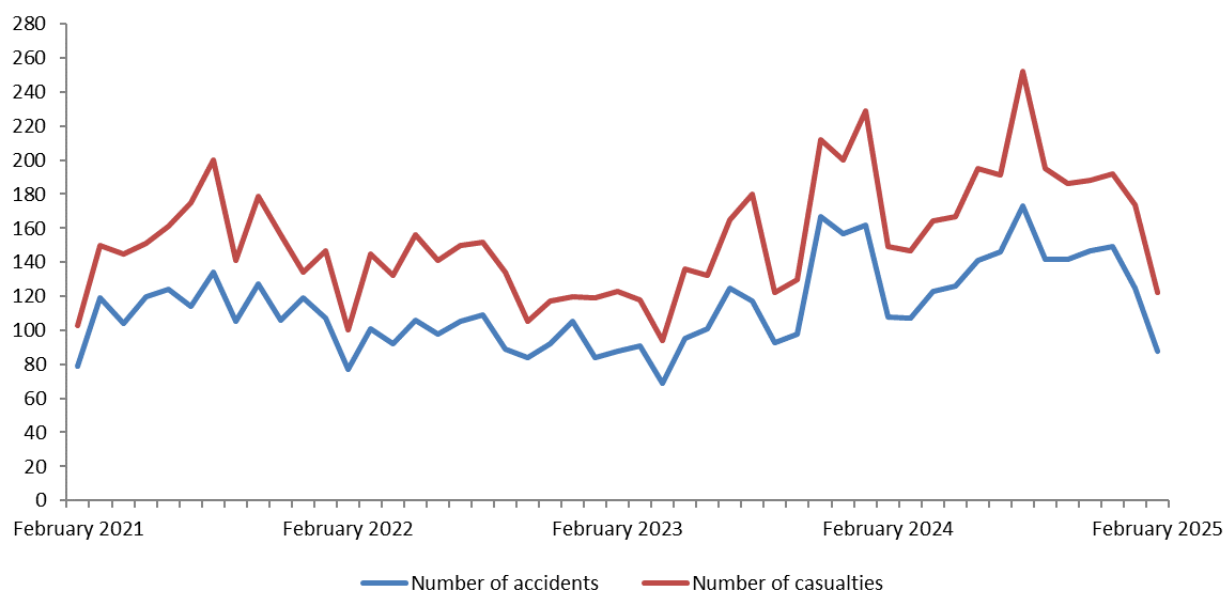
# Road accidents\*

## February 2025

**Tirana, 28 March 2025:** In February 2025, are counted 88 road accidents from which 122 persons were casualties (killed an injured). \* (The data published is preliminary and subject of updating).

During the periods January - February 2025, the number of road accidents decreased by 21.1 %, compared to the same period a year earlier.

**Fig. 1 Road accidents and number of casualties (killed and injured), February 20201– February 2025**



Source: General Directorate of State's Police, INSTAT's calculations

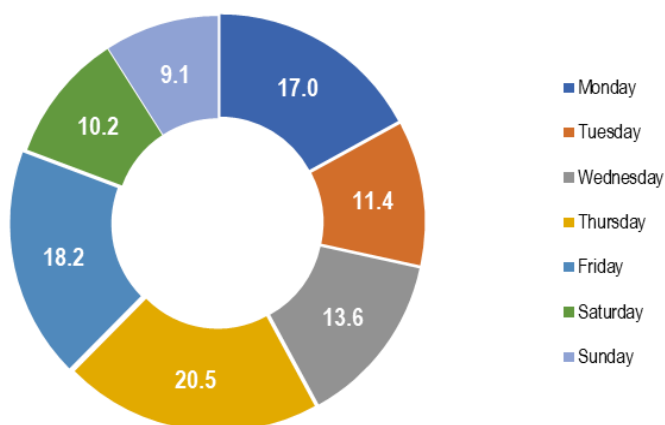
The road accidents, in 81.8 % of cases, occurred as a result of the driver's behavior. The highest number of accidents, in this period, was carried out by the age group 25-34 and 45-59 year, accounting 23.9 % of the total number of accidents.

**For publication 28/03/2025**

Continues

In February 2025, the highest number of road accidents occurred on Thursday by 20.5 %, while the lowest number of accidents occurred on Sunday by 9.1 %.

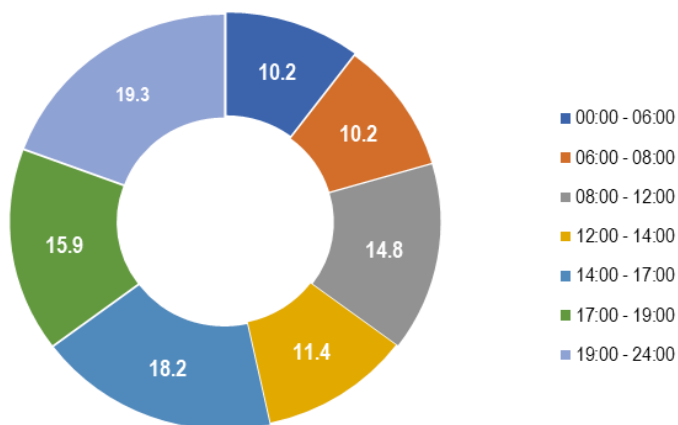
**Fig. 2 Road accidents by day of the week in %, February 2025**



*Source: General Directorate of State's Police, INSTAT's calculations*

The highest number of road accidents occurred during the time frame 19:00 - 24:00 accounting by 19.3 % of the total number of road accidents.

**Fig. 3 Road accidents by time of occurrence in %, February 2025**



*Source: General Directorate of State's Police, INSTAT's calculations*

For more information. visit INSTAT web page:

<http://www.instat.gov.al/en/themes/industry-trade-and-services/transport-and-accidents/#tab3>

**Tab. 1 Road accidents and number of casualties, by gender**

| Period                       | Total        | Killed and injured persons |              |
|------------------------------|--------------|----------------------------|--------------|
|                              | Accidents    | Female                     | Male         |
| February 2024                | 108          | 46                         | 103          |
| February 2025                | 88           | 32                         | 90           |
| <b>The annual change (%)</b> | <b>-18.5</b> | <b>-30.4</b>               | <b>-12.6</b> |
| January-February 2024        | 270          | 123                        | 255          |
| January-February 2025        | 213          | 89                         | 207          |
| <b>The annual change (%)</b> | <b>-21.1</b> | <b>-27.6</b>               | <b>-18.8</b> |

Source: General Directorate of State's Police, INSTAT's calculations

**Tab. 2 Road accidents, number of killed and injured, by users of road**

| Period                       | Accidents by            |                      | Killed and injured persons |                      |
|------------------------------|-------------------------|----------------------|----------------------------|----------------------|
|                              | Behaviour of the driver | Behaviour pedestrian | Behaviour of the driver    | Behaviour pedestrian |
| February 2024                | 85                      | 23                   | 122                        | 27                   |
| February 2025                | 72                      | 16                   | 104                        | 18                   |
| <b>The annual change (%)</b> | <b>-15.3</b>            | <b>-30.4</b>         | <b>-14.8</b>               | <b>-33.3</b>         |
| January-February 2024        | 221                     | 49                   | 322                        | 56                   |
| January-February 2025        | 184                     | 29                   | 265                        | 31                   |
| <b>The annual change (%)</b> | <b>-16.7</b>            | <b>-40.8</b>         | <b>-17.7</b>               | <b>-44.6</b>         |

Source: General Directorate of State's Police, INSTAT's calculation

**Tab. 3 Road accidents by driver's age**

| Period                       | 0 - 24 years old | 25- 34 years old | 35- 44 years old | 45-59 years old | 60+ years old | Left the accident scene |
|------------------------------|------------------|------------------|------------------|-----------------|---------------|-------------------------|
| February 2024                | 23               | 23               | 23               | 24              | 12            | 3                       |
| February 2025                | 16               | 21               | 15               | 21              | 13            | 2                       |
| <b>The annual change (%)</b> | <b>-30.4</b>     | <b>-8.7</b>      | <b>-34.8</b>     | <b>-12.5</b>    | <b>8.3</b>    | <b>-33.3</b>            |
| January-February 2024        | 56               | 66               | 53               | 53              | 32            | 10                      |
| January-February 2025        | 43               | 48               | 40               | 44              | 33            | 5                       |
| <b>The annual change (%)</b> | <b>-23.2</b>     | <b>-27.3</b>     | <b>-24.5</b>     | <b>-17.0</b>    | <b>3.1</b>    | <b>-50.0</b>            |

Source: General Directorate of State's Police, INSTAT's calculation

For more information. visit INSTAT web page:

<http://www.instat.gov.al/en/themes/industry-trade-and-services/transport-and-accidents/#tab3>

**Tab. 4 Road accidents, by regions\***

| Period         | Accidents     |               | Killed and injured persons |               | Accidents             |                       | Killed and injured persons |                       |
|----------------|---------------|---------------|----------------------------|---------------|-----------------------|-----------------------|----------------------------|-----------------------|
|                | February 2024 | February 2025 | February 2024              | February 2025 | January-February 2024 | January-February 2025 | January-February 2024      | January-February 2025 |
| <b>Albania</b> | <b>108</b>    | <b>88</b>     | <b>149</b>                 | <b>122</b>    | <b>270</b>            | <b>213</b>            | <b>378</b>                 | <b>296</b>            |
| Berat          | 0             | 3             | 0                          | 3             | 2                     | 4                     | 3                          | 4                     |
| Dibër          | 3             | 0             | 6                          | 0             | 8                     | 2                     | 17                         | 7                     |
| Durrës         | 13            | 8             | 15                         | 11            | 27                    | 17                    | 37                         | 23                    |
| Elbasan        | 6             | 8             | 9                          | 10            | 18                    | 13                    | 27                         | 16                    |
| Fier           | 8             | 6             | 12                         | 9             | 20                    | 18                    | 27                         | 25                    |
| Gjirokastrë    | 5             | 6             | 10                         | 8             | 12                    | 12                    | 21                         | 22                    |
| Korçë          | 5             | 10            | 9                          | 12            | 14                    | 23                    | 20                         | 28                    |
| Kukës          | 4             | 2             | 5                          | 2             | 6                     | 6                     | 7                          | 6                     |
| Lezhë          | 9             | 10            | 14                         | 17            | 26                    | 25                    | 45                         | 40                    |
| Shkodër        | 3             | 10            | 4                          | 14            | 8                     | 19                    | 10                         | 25                    |
| Tiranë         | 46            | 21            | 56                         | 32            | 112                   | 61                    | 142                        | 82                    |
| Vlorë          | 6             | 4             | 9                          | 4             | 17                    | 13                    | 22                         | 18                    |

**Source:** General Directorate of State's Police, INSTAT's calculation

\* (The data published is preliminary and. subject of updating).

For more information. visit INSTAT web page:

<http://www.instat.gov.al/en/themes/industry-trade-and-services/transport-and-accidents/#tab3>

# Methodology

The purpose of the monthly publication of accidents is to present the results and indicators of road accidents such as: the change in the number of monthly accidents. number of killed and injured persons by road accidents classified by gender, the behavior of road users, age and counties in the country comparing with the same period a year ago. The General Directorate of State Police is the institution that provides INSTAT with a comprehensive system of information on road accidents.

## Definitions

**Accidents:** Unwanted or unintended sudden event or a specific chain of such events which have harmful consequences.

**Injury accident:** Any accident involving at least one road vehicle in motion on a public road or private road to which the public has right of access, resulting in at least one injured or killed person.

**Person killed:** It is considered any person killed immediately or dying within 30 days as a result of the accident, excluding suicides.

**Person injured:** Any person who as result of an accident was not killed immediately or not dying within 30 days, but sustained an injury, normally needing medical treatment, excluding attempted suicides.

**The behavior of the driver:** It implies when the driver does not comply with the traffic rules according to the "Road Code" as sudden braking, ignores signs (signaling) traffic, disregard the speed limit, etc.

**Pedestrian Behavior:** It implies when pedestrian does not comply with the traffic rules according to the "Road Code" as crossing the road carelessly, etc.

**Source of data:** The data are provided by Ministry of Internal Affairs/General directorate of State's Police.

*The data of a last month on killed persons by road accidents are preliminary and subject of revision. For more: [Statistical Revision Policy](#).*

## Explanation of Symbols

- 0 value less than half of unit of measure
- no value
- (...) missing data

For more information. visit INSTAT web page:

<http://www.instat.gov.al/en/themes/industry-trade-and-services/transport-and-accidents/#tab3>