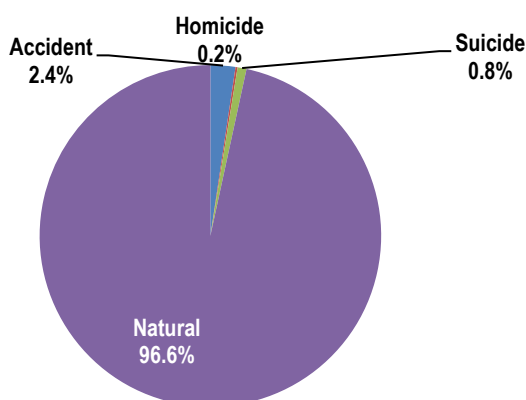


Causes of deaths, 2023

Tirana, 08 July 2024: In 2023, the number of deaths registered in Albania is 21,286 deaths, marking a decrease of 11.3 % deaths, compared to the previous year. Referring to the main causes of death, 96.6 % of the total registered deaths were from natural causes.

Fig. 1 Deaths by main causes, 2023 (in %)



Source: General Directorate of Civil Status, INSTAT

Deaths from the group of diseases "Circulatory system diseases" account for the largest share in the total number of registered deaths with 51.7 %, and remain to be the main cause of deaths. Compared to the previous year, deaths from this group of diseases have decreased by 15.9%. "Chronic heart diseases" (37.4 %), "Ischemic heart diseases" (24.4 %) and "Cerebrovascular diseases" (24.2 %) account for the largest share of deaths in the "Circulatory system diseases".

The disease group "Symptoms, signs and ill-defined conditions" comprise the second group with the highest share of deaths (20.9 %). Compared to last year, 8.6 % fewer lives were lost. Death from old age" comprise 73.7 % of deaths for this disease group.

The disease group "Tumors" ranking as the third group of diseases with the largest share of registered deaths, 15.7 % of total deaths. Compared to previous year, 3.2 % more lives were lost. "Malignant neoplasm of the digestive system" (38.0 %) and "Malignant neoplasm of the respiratory system" (22.2%) and "Malignant neoplasm of urogenital organs" (13.8 %) account for the largest share of deaths in this disease group.

Compared to 2022, deaths from the disease group "Diseases of the respiratory system" comprise for the main share in the total decrease of deaths registered during 2023.

Tab. 1 Main causes of deaths by disease groups, 2022-2023

Disease group	2022	2023
Circulatory system diseases	13082	11002
Symptoms, signs and ill-defined conditions	4868	4449
Tumors	3233	3336
Diseases of the respiratory system	813	792
Traumatic damage and poisoning	718	446
Diseases of the nervous system and sense organs	270	299
Endocrine disease of nutrition	258	249
Diseases of the digestive system	234	249
Diseases of the urogenital organs	221	217
Mental disorders	127	104
Certain conditions originating in the perinatal period	86	71
Diseases of blood and blood forming organs	25	32
Infectious and parasitic diseases	19	18
Congenital anomalies	19	15
Complications of pregnancy, childbirth and the puerperium	17	*
Diseases of the bone and joint system	8	*
Diseases of skin and subcutaneous tissue	0	*
Total	23998	21286

Source: General Directorate of Civil Status, INSTAT

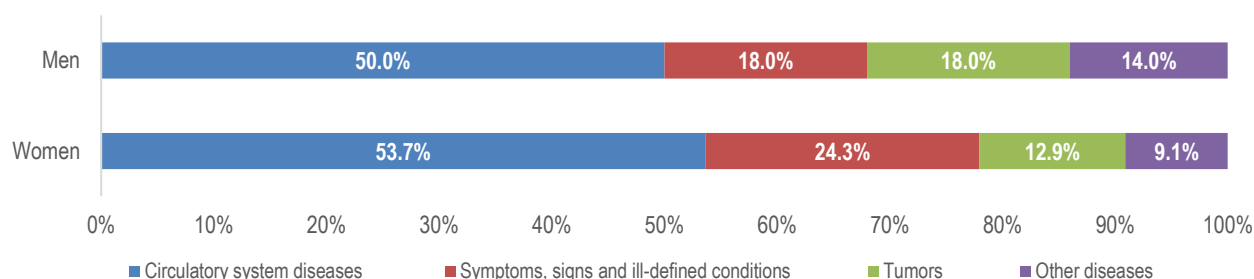
*Hidden values for confidentiality reasons

Deaths by sex

From the total number of deaths, 53.8 % were men and 46.2% were women. Both in women and men, the disease group "Circulatory system diseases" is the main cause of death, respectively 53.6 % for women and 50.0 % for men. The disease group "Symptoms, signs and ill-defined conditions" is the second main cause of death for both sexes, where the percentage of deaths in women is higher than in men, respectively 24.3 % and 18.0 %. The third disease group is followed by "Tumors", with the highest percentage of deaths in men (18.0 %) compared to women (12.9 %).

For more information, visit INSTAT webpage: <http://www.instat.gov.al/>

Fig.2 Main disease group of deaths by gender, 2023

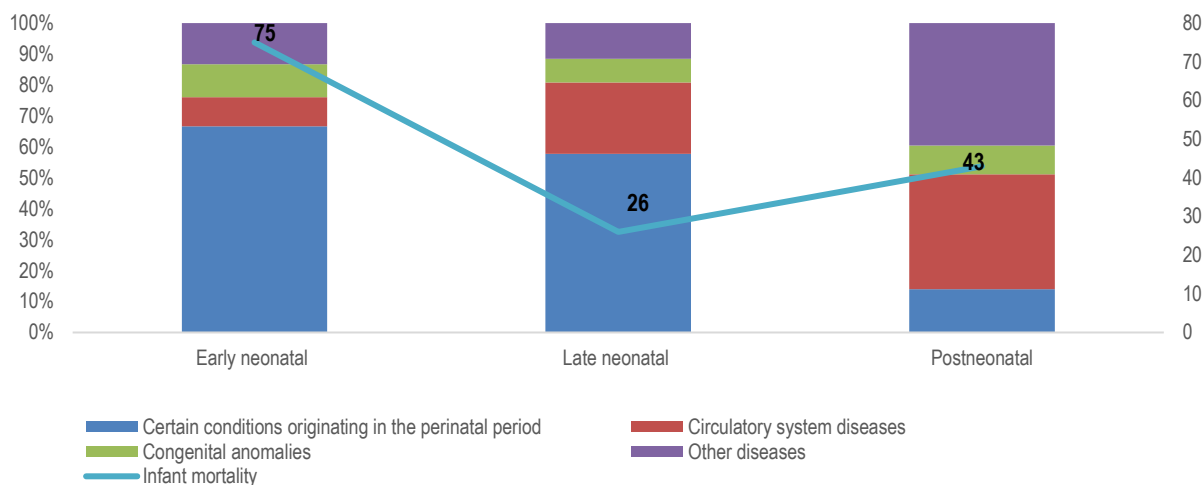


Source: General Directorate of Civil Status, INSTAT

Infant mortality

In 2023, the number of infant mortality is 144, where 52.1 % are early neonatal (0-6 days), 18.0 % are late neonatal (7-27 days) and 29.9 % are postneonatal (28-365 days) . The infant mortality rate is 6.1 per 1,000 live births against 6.5 per 1,000 in 2022. The main causes of infant mortality are “Certain conditions originating in the perinatal period ” with 49.3 % ,”Circulatory system diseases” with 20.1 % and “Cognital anomalies” accounting for 9.7 % of total deaths in this age group.

Fig.3 Infant mortality and the main causes, 2023 (in %)



Source: General Directorate of Civil Status, INSTAT

Death by age group

For more information, visit INSTAT webpage: <http://www.instat.gov.al/>

For the age group *0-19 years old*, the largest share of deaths is related to the group of diseases "Certain conditions originating in the perinatal period" (29.5 %) and "Circulatory system diseases" (20.3%). "Traumatic damage and poisoning" (32.4 %) and "Circulatory system diseases" (27.0 %) are the groups with the largest share in the deaths caused for the age group *20-44 years old*.

For the age groups *45-64, 65-79 and 80+* years old, the main group remains "Circulatory system diseases".

Tab.2 Deaths by diseases group and age group, 2023 (in %)

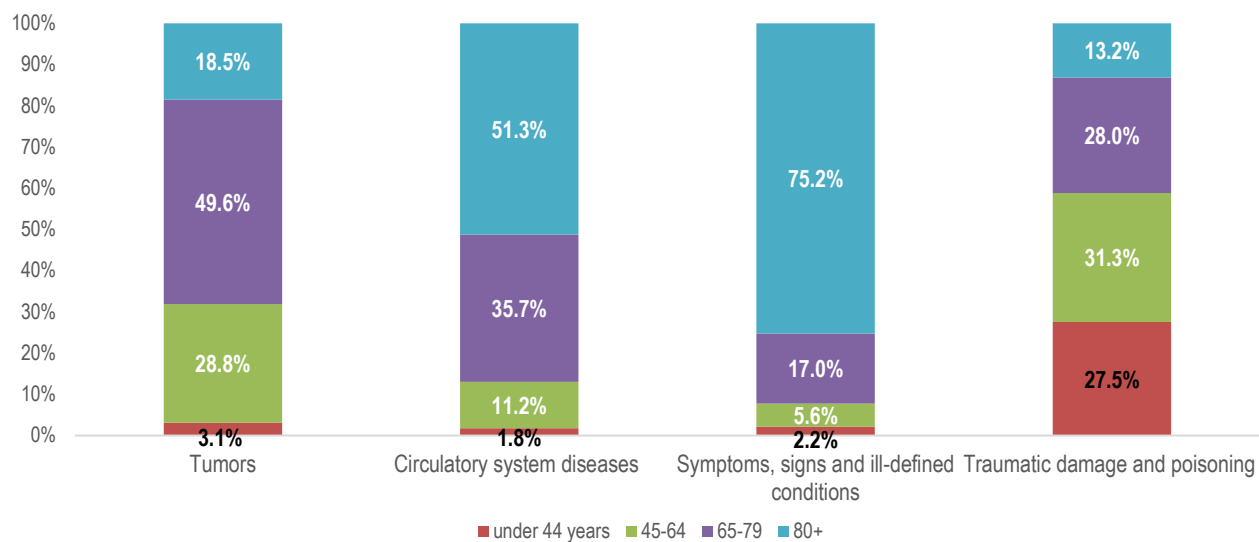
Disease group	Age group				
	0-19	20-44	45-64	65-79	80+
Infectious and parasitic diseases	0.41	1.27	0.40	0.13	0.03
Tumors	5.39	16.58	32.34	22.91	5.99
Endocrine Disease of Nutrition	0.00	0.18	0.98	1.29	0.91
Diseases of blood and blood forming organs	0.00	0.00	0.07	0.12	0.04
Mental disorders	0.00	0.91	0.40	0.47	0.51
Diseases of the central nervous system and the organs of the senses	4.15	3.83	1.48	1.66	1.01
Circulatory system diseases	20.33	26.96	41.59	54.47	54.70
Diseases of the respiratory system	4.56	1.82	1.61	2.34	2.02
Diseases of the digestive system	0.42	2.00	3.20	1.41	0.39
Diseases of the urogenital organs	0.42	0.55	1.21	1.64	0.88
Complications of pregnancy, childbirth and the puerperium	1.66	0.18	0.00	0.00	0.01
Diseases of skin and subcutaneous tissue	0.00	0.00	0.00	0.00	0.00
Diseases of the bone and joint system	0.00	0.00	0.00	0.00	0.01
Congenital anomalies	6.64	0.00	0.07	0.00	0.00
Certain conditions originating in the perinatal period	29.46	0.00	0.00	0.00	0.00
Symptoms, signs and ill-defined conditions	9.96	13.30	8.31	10.48	32.49
Traumatic damage and poisoning	16.60	32.42	8.34	3.08	1.01
Total	100	100	100	100	100

Source: General Directorate of Civil Status, INSTAT

Examining the cause of death, in the disease group "Tumors", approximately half of the deaths belongs to the age group 65-79 years old (49.6 %). In the disease group "Circulatory system diseases", 51.3 of the deaths belong to the age group over 80 years old. "Symptoms, signs and ill-defined conditions" constitutes the main cause of death for the age group over 80 years old (75.3 %). Meanwhile in the disease group "Traumatic damage and poisoning", 31.3 % of deaths belongs to age group 45-64 years.

Fig.4 Deaths by main disease group and age group, 2023

For more information, visit INSTAT webpage: <http://www.instat.gov.al/>

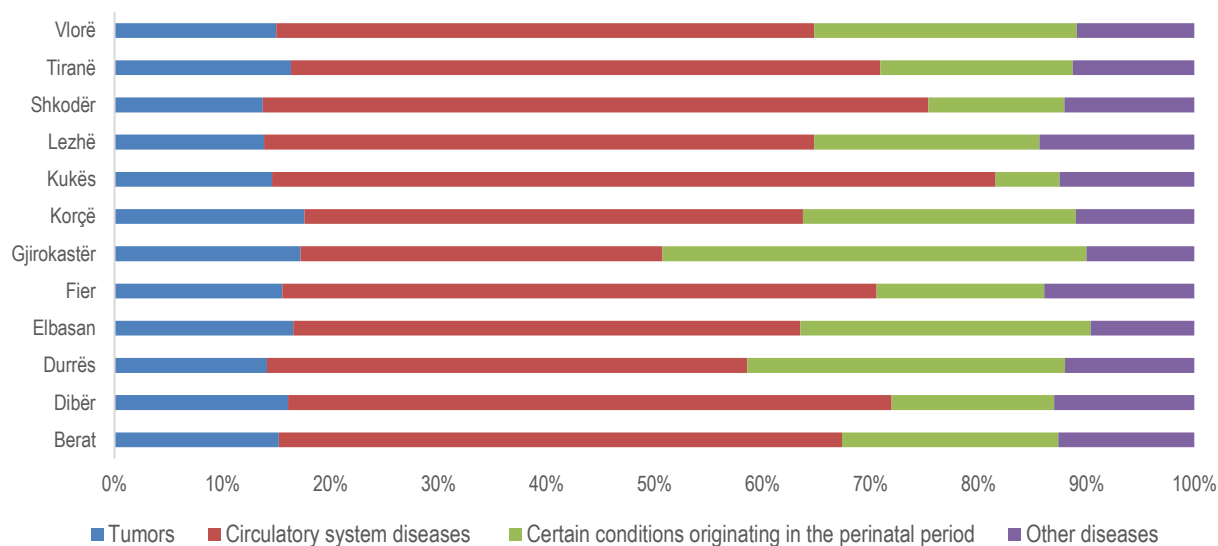


Source: General Directorate of Civil Status, INSTAT

Death by prefectures

In 2023, for each prefecture, the largest number of deaths is caused by the disease group “Circulatory system diseases” followed by “Symptoms, signs and ill-defined conditions” and “Tumors”.

Fig. 5 Death by disease group and by prefectures, 2023 (in %)



Source: General Directorate of Civil Status, INSTAT

For more information, visit INSTAT webpage: <http://www.instat.gov.al/>

Methodology

Causes of death data

Data on deaths are provided by the General Directorate of Civil Status according to basic demographic characteristics and specific causes of death. The data on causes of deaths are based on the information of the "death files" completed by the doctor. Then, the data are cleaned and processed by analysing some additional variables as: the word description of the disease, age and sex, and finally codified according to the international classification ICD-9.

International Classification "ICD-9" is the international classification of causes of death, which codifies the diseases by grouping them into 17 major disease groups. The coding of the cause of death is done by the physician and represents the most complete official statistical source of the diseases that are the cause of death.

Definitions

Cause of death is the disease or symptom that has caused or contributed to death, as well as the circumstances of the accident that caused these trauma (Described in the death certificate). The source of the data is the General Directorate of Civil Status.

Death implies the enduring disappearance of all signs of life at any time after a live birth (termination of vital functions without the possibility of resuscitation). This definition does not include fetal death.

Infant mortality rate indicates the ratio of the number of deaths for children under 1 year of age during the year to the number of live births in that year, expressed per 1,000 live births.

Accidental deaths are deaths caused by external causes and include road traffic accidents, water transport accidents, railway accidents, accidents at work, fire accidents, falls, accidental falls, accidents by natural physical agents or environmental factors and other accidents.

Data source: General Directorate of Civil Status.

For more information, visit INSTAT webpage: <http://www.instat.gov.al/>