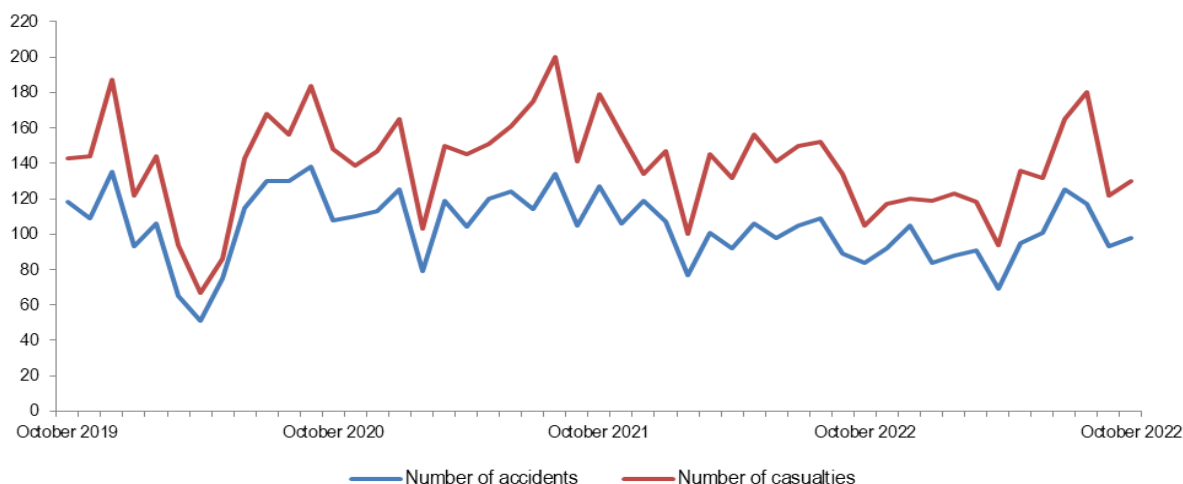


# Road accidents

## October 2023

**Tirana, 20 November 2023:** In October 2023, are counted 98 road accidents, from 84 accidents occurred in October 2022. The number of road accidents increased by 16.7 %.

**Fig. 1 Road accidents and number of casualties (killed and injured), October 2019 – October 2023**



Source: General Directorate of State's Police, INSTAT's calculations

The number of casualties (killed and injured) is 130 from 105 persons in October 2022.

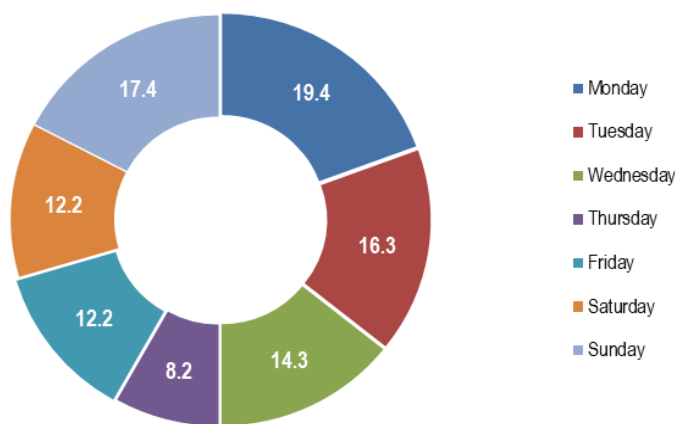
The road accidents, in 83.7 % of cases, occurred as a result of the driver's behavior. The highest number of accidents in this period was carried out by the age group 45-59 year, accounting for 26.5 % of the total number of accidents. Accidents in this age group have increased by 73.3 %, compared to the same period of the previous year.

In October 2023, the highest number of road accidents occurred on Monday by 19.4 %, while the lowest number of accidents occurred on Thursday by 8.2 %.

**For publication 20/11/2023**

*Continues*

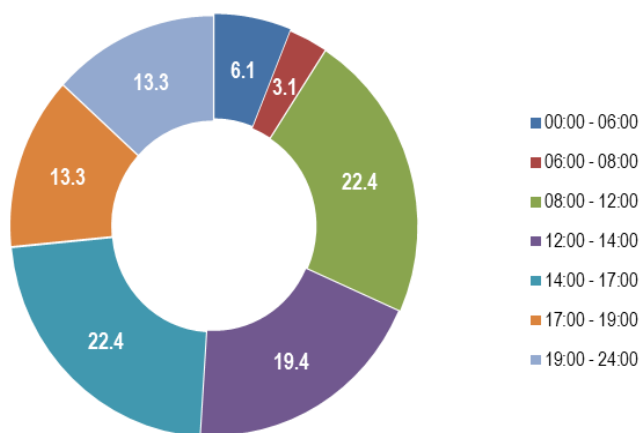
Fig. 2 Road accidents by day of the week in %, October 2023



Source: General Directorate of State's Police, INSTAT's calculations

In October 2023, the highest number of road accidents occurred during the time frame 08:00-12:00 and 14:00-17:00, each accounting by 22.4% of the total number of road accidents.

Fig. 3 Road accidents by time of occurrence in %, October 2023



Source: General Directorate of State's Police, INSTAT's calculations

In the ten months of 2023, have occurred 961 road accidents from 968 accidents, compared to the same period of the previous year. The number of road accidents decreased by 0.7 %.

The number of casualties (killed and injured) is 1,319 persons from 1,362 persons in the same period of the previous year.

Road accidents, in 12.0 % of the cases, occurred as a result of pedestrian behavior. During this period, the number of accidents by the pedestrian behavior has decreased 9.4 %, compared to the same period of the previous year.

**Tab. 1 Road accidents and number of casualties by gender**

Period	Total	Killed and injured persons	
	Accidents	Female	Male
October 2022	84	31	74
October 2023	98	36	94
<b>The annual change (%)</b>	<b>16.7</b>	<b>16.1</b>	<b>27.0</b>
January-October 2022	968	443	919
January-October 2023	961	408	911
<b>The annual change (%)</b>	<b>-0.7</b>	<b>-7.9</b>	<b>-0.9</b>

Source: General Directorate of State's Police, INSTAT's calculations

**Tab. 2 Road accidents and number of killed persons by users of road**

Period	Accidents by		Killed and injured persons	
	Behavior of the driver	Behavior of the pedestrian	Behavior of the driver	Behavior of the pedestrian
October 2022	69	15	89	16
October 2023	82	16	114	16
<b>The annual change (%)</b>	<b>18.8</b>	<b>6.7</b>	<b>28.1</b>	<b>0.0</b>
January-October 2022	841	127	1,227	135
January-October 2023	846	115	1,197	122
<b>The annual change (%)</b>	<b>0.6</b>	<b>-9.4</b>	<b>-2.4</b>	<b>-9.6</b>

Source: General Directorate of State's Police, INSTAT's calculations

**Tab. 3 Road accidents by driver's age**

Period	0 - 24 years old	25- 34 years old	35- 44 years old	45-59 years old	60+ years old	Left the accident scene
October 2022	12	31	15	15	9	2
October 2023	19	22	13	26	14	4
The annual change (%)	58.3	-29.0	-13.3	73.3	55.6	100.0
January-October 2022	182	267	185	185	101	48
January-October 2023	181	244	186	207	120	23
The annual change (%)	-0.5	-8.6	0.5	11.9	18.8	-52.1

Source: General Directorate of State's Police, INSTAT's calculations

**Tab. 4 Road accidents and number of killed persons by regions**

Period	Accidents		Killed and injure persons		Accidents		Killed and injured persons	
	October 2022	October 2023	October 2022	October 2023	Jan - October 2022	Jan - October 2023	Jan - October 2022	Jan- October 2023
<b>Albania</b>	<b>84</b>	<b>98</b>	<b>105</b>	<b>130</b>	<b>968</b>	<b>961</b>	<b>1,362</b>	<b>1,319</b>
Berat	0	5	0	5	25	21	37	24
Dibër	1	1	2	3	6	12	9	23
Durrës	8	20	10	31	61	122	106	166
Elbasan	4	3	5	4	31	31	37	41
Fier	4	7	5	12	59	49	83	75
Gjirokastër	9	5	12	5	67	54	112	89
Korçë	4	1	7	1	44	50	62	59
Kukës	3	4	5	9	45	32	68	52
Lezhë	6	4	10	6	129	92	215	152
Shkodër	1	1	1	1	23	16	34	21
Tiranë	42	41	45	46	442	419	547	538
Vlorë	2	6	3	7	36	63	52	79

Source: General Directorate of State's Police, INSTAT's calculations

# Methodology

The purpose of the monthly publication of accidents is to present the results and indicators of road accidents such as: the change in the number of monthly accidents. number of killed and injured persons by road accidents classified by gender, the behavior of road users, age and counties in the country comparing with the same period a year ago. The General Directorate of State Police is the institution that provides INSTAT with a comprehensive system of information on road accidents.

## Definitions

**Accidents:** Unwanted or unintended sudden event or a specific chain of such events which have harmful consequences.

**Injury accident:** Any accident involving at least one road vehicle in motion on a public road or private road to which the public has right of access, resulting in at least one injured or killed person.

**Person killed:** It is considered any person killed immediately or dying within 30 days as a result of the accident, excluding suicides.

**Person injured:** Any person who as result of an accident was not killed immediately or not dying within 30 days, but sustained an injury, normally needing medical treatment, excluding attempted suicides.

**The behavior of the driver:** It implies when the driver does not comply with the traffic rules according to the "Road Code" as sudden braking, ignores signs (signaling) traffic, disregard the speed limit, etc.

**Pedestrian Behavior:** It implies when pedestrian does not comply with the traffic rules according to the "Road Code" as crossing the road carelessly, etc.

**Source of data:** The data are provided by Ministry of Internal Affairs/General directorate of State's Police.

*The data of a last month on killed persons by road accidents are preliminary and subject of revision. For more: [Statistical Revision Policy](#).*

## Explanation of Symbols

- 0 value less than half of unit of measure
- no value
- (...) missing data