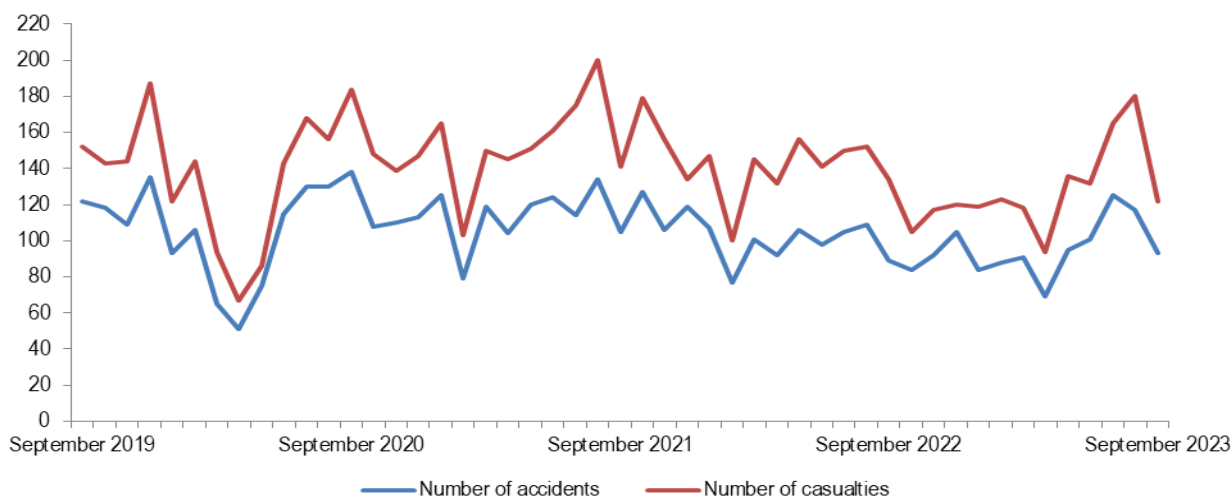


# Road accidents

## September 2023

**Tirana, 17 October 2023:** In September 2023, are counted 93 road accidents, from 89 accidents occurred in September 2022. The number of road accidents increased by 4.5 %.

**Fig. 1 Road accidents and number of casualties (killed and injured), September 2019 – September 2023**



Source: General Directorate of State's Police, INSTAT's calculations

The number of casualties (killed and injured) is 122 from 134 persons in September 2022.

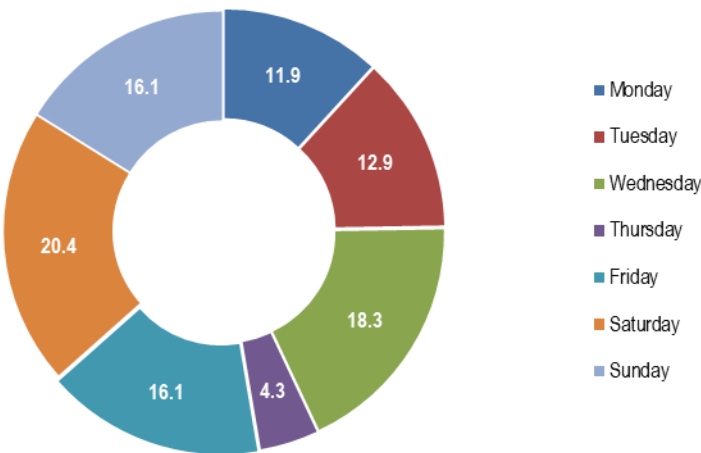
The road accidents, in 94.6 % of cases, occurred as a result of the driver's behavior. The highest number of accidents in this period was carried out by the age group 25-34 year, accounting for 25.8 % of the total number of accidents. Accidents in this age group have increased by 9.1 %, compared to the same period of the previous year.

In September 2023, the highest number of road accidents occurred on Saturday by 20.4 %, while the lowest number of accidents occurred on Thursday by 4.3 %.

**For publication 17/10/2023**

*Continues*

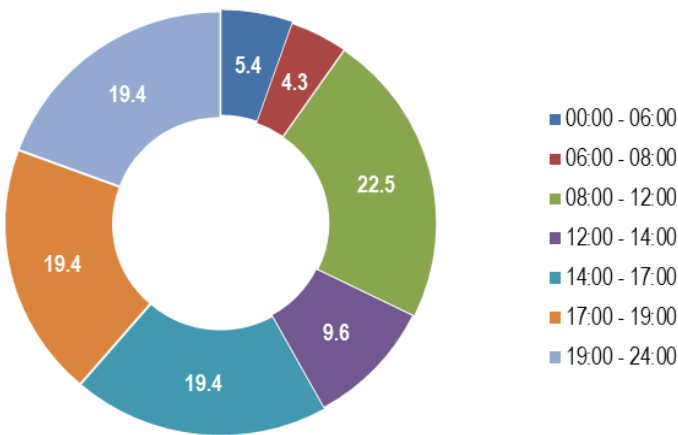
Fig. 2 Road accidents by day of the week in %, September 2023



Source: General Directorate of State's Police, INSTAT's calculations

In September 2023, 22.5 % of road accidents occurred during the time frame 08:00-12:00.

Fig. 3 Road accidents by time of occurrence in %, September 2023



Source: General Directorate of State's Police, INSTAT's calculations

In the nine months of 2023, have occurred 863 road accidents from 884 accidents, compared to the same period of the previous year. The number of road accidents decreased by 2.4 %.

The number of casualties (killed and injured) is 1,189 persons from 1,257 persons in the same period of the previous year.

Road accidents, in 11.5 % of the cases, occurred as a result of pedestrian behavior. During this period, the number of accidents by the pedestrian behavior has decreased 11.6 % compared to the same period of the previous year.

**Tab. 1 Road accidents and number of casualties by gender**

Period	Total Accidents	Killed and injured persons	
		Female	Male
September 2022	89	55	79
September 2023	93	39	83
<b>The annual change (%)</b>	<b>4.5</b>	<b>-29.1</b>	<b>5.1</b>
January-September 2022	884	412	845
January-September 2023	863	372	817
<b>The annual change (%)</b>	<b>-2.4</b>	<b>-9.7</b>	<b>-3.3</b>

Source: General Directorate of State's Police, INSTAT's calculations

**Tab. 2 Road accidents and number of killed persons by users of road**

Period	Behavior of the driver	Accidents by Behavior of the pedestrian	Killed and injured persons	
			Behavior of the driver	Behavior of the pedestrian
September 2022	76	13	119	15
September 2023	88	5	115	7
<b>The annual change (%)</b>	<b>15.8</b>	<b>-61.5</b>	<b>-3.4</b>	<b>-53.3</b>
January-September 2022	772	112	1,138	119
January-September 2023	764	99	1,083	106
<b>The annual change (%)</b>	<b>-1.0</b>	<b>-11.6</b>	<b>-4.8</b>	<b>-10.9</b>

Source: General Directorate of State's Police, INSTAT's calculations

Tab. 3 Road accidents by driver's age

Period	0 - 24 years old	25- 34 years old	35- 44 years old	45-59 years old	60+ years old	Left the accident scene
September 2022	12	22	21	21	8	5
September 2023	15	24	21	22	10	1
<b>The annual change (%)</b>	<b>25.0</b>	<b>9.1</b>	<b>0.0</b>	<b>4.8</b>	<b>25.0</b>	<b>-80.0</b>
January-September 2022	170	236	170	170	92	46
January-September 2023	162	222	173	181	106	19
<b>The annual change (%)</b>	<b>-4.7</b>	<b>-5.9</b>	<b>1.8</b>	<b>6.5</b>	<b>15.2</b>	<b>-58.7</b>

Source: General Directorate of State's Police, INSTAT's calculations

Tab. 4 Road accidents and number of killed persons by regions

Period	Accidents		Killed and injure persons		Accidents		Killed and injured persons	
	September 2022	September 2023	September 2022	September 2023	January - September 2022	January - September 2023	January - September 2022	January- September 2023
<b>Albania</b>	<b>89</b>	<b>93</b>	<b>134</b>	<b>122</b>	<b>884</b>	<b>863</b>	<b>1,257</b>	<b>1,189</b>
Berat	2	2	3	2	25	16	37	19
Dibër	0	1	0	1	5	11	7	20
Durrës	5	9	9	9	53	102	96	135
Elbasan	4	1	4	3	27	28	32	37
Fier	4	4	5	9	55	42	78	63
Gjirokastrë	8	3	13	8	58	49	100	84
Korçë	6	7	10	7	40	49	55	58
Kukës	2	3	2	4	42	28	63	43
Lezhë	11	10	20	20	123	88	205	146
Shkodër	1	3	1	3	22	15	33	20
Tiranë	44	41	60	46	400	378	502	492
Vlorë	2	9	7	10	34	57	49	72

Source: General Directorate of State's Police, INSTAT's calculations

# Methodology

The purpose of the monthly publication of accidents is to present the results and indicators of road accidents such as: the change in the number of monthly accidents. number of killed and injured persons by road accidents classified by gender, the behavior of road users, age and counties in the country comparing with the same period a year ago. The General Directorate of State Police is the institution that provides INSTAT with a comprehensive system of information on road accidents.

## Definitions

**Accidents:** Unwanted or unintended sudden event or a specific chain of such events which have harmful consequences.

**Injury accident:** Any accident involving at least one road vehicle in motion on a public road or private road to which the public has right of access, resulting in at least one injured or killed person.

**Person killed:** It is considered any person killed immediately or dying within 30 days as a result of the accident, excluding suicides.

**Person injured:** Any person who as result of an accident was not killed immediately or not dying within 30 days, but sustained an injury, normally needing medical treatment, excluding attempted suicides.

**The behavior of the driver:** It implies when the driver does not comply with the traffic rules according to the "Road Code" as sudden braking, ignores signs (signaling) traffic, disregard the speed limit, etc.

**Pedestrian Behavior:** It implies when pedestrian does not comply with the traffic rules according to the "Road Code" as crossing the road carelessly, etc.

**Source of data:** The data are provided by Ministry of Internal Affairs/General directorate of State's Police.

*The data of a last month on killed persons by road accidents are preliminary and subject of revision. For more: [Statistical Revision Policy](#).*

## Explanation of Symbols

- 0 value less than half of unit of measure
- no value
- (...) missing data

For more information. visit INSTAT web page: <http://www.instat.gov.al/en/themes/industry-trade-and-services/transport-and-accidents/#tab3>

