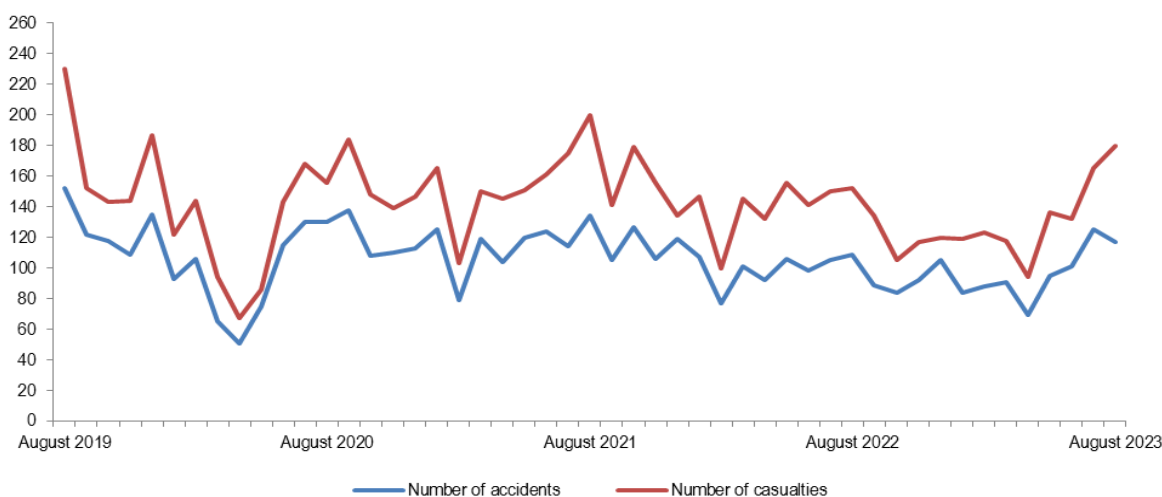


Road accidents

August 2023

Tirana, 18 September 2023: In August 2023, are counted 117 road accidents, from 109 accidents occurred in August 2022. The number of road accidents increased by 7.3 %.

Fig. 1 Road accidents and number of casualties (killed and injured), August 2019 – August 2023



Source: General Directorate of State's Police, INSTAT's calculations

The number of casualties (killed and injured) is 180 from 152 persons in August 2022.

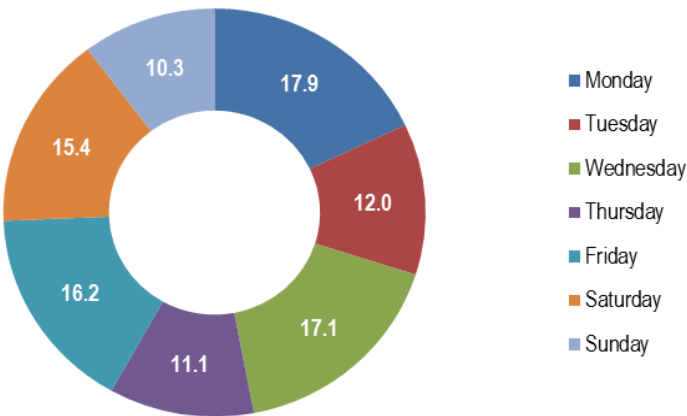
The road accidents, in 96.6 % of cases, occurred as a result of the driver's behavior. The highest number of accidents in this period was carried out by the age group 35-44 year, accounting for 22.2 % of the total number of accidents. Accidents in this age group have increased by 30.0 %, compared to the same period of the previous year.

In August 2023, the highest number of road accidents occurred on Monday by 17.9 %, while the lowest number of accidents occurred on Sunday by 10.3 %.

For publication 18/09/2023

Continues

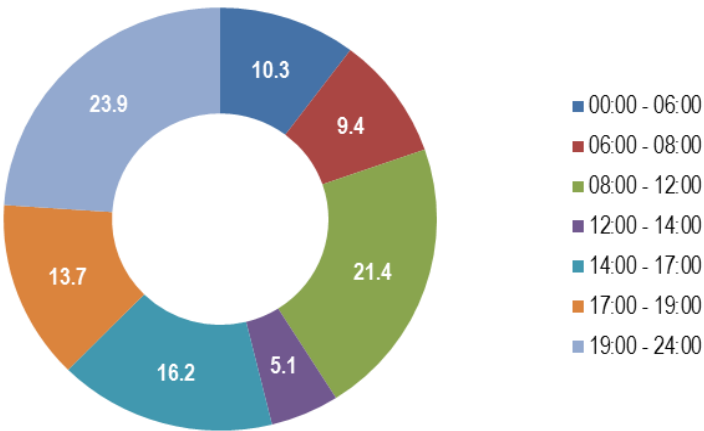
Fig. 2 Road accidents by day of the week in %, August 2023



Source: General Directorate of State's Police, INSTAT's calculations

In August 2023, 23.9 % of road accidents occurred during the time frame 19:00-24:00.

Fig. 3 Road accidents by time of occurrence in %, August 2023



Source: General Directorate of State's Police, INSTAT's calculations

In the eight months of 2023, have occurred 770 road accidents from 795 accidents, compared to the same period of the previous year. The number of road accidents decreased by 3.1 %.

The number of casualties (killed and injured) is 1,067 persons from 1,123 persons in the same period of the previous year.

Road accidents, in 12.2 % of the cases, occurred as a result of pedestrian behavior. During this period, the number of accidents by the pedestrian behavior has decreased 5.1 % compared to the same period of the previous year.

Tab. 1 Road accidents and number of casualties by gender

Period	Total	Killed and injured persons	
	Accidents	Female	Male
August 2022	109	56	96
August 2023	117	57	123
The annual change (%)	7.3	1.8	28.1
January-August 2022	795	357	766
January-August 2023	770	333	734
The annual change (%)	-3.1	-6.7	-4.2

Source: General Directorate of State's Police, INSTAT's calculations

Tab. 2 Road accidents and number of killed persons by users of road

Period	Accidents by		Killed and injured persons	
	Behavior of the driver	Behavior of the pedestrian	Behavior of the driver	Behavior of the pedestrian
August 2022	96	13	140	12
August 2023	113	4	176	4
The annual change (%)	17.7	-69.2	25.7	-66.7
January-August 2022	696	99	1,019	104
January-August 2023	676	94	968	99
The annual change (%)	-2.9	-5.1	-5.0	-4.8

Source: General Directorate of State's Police, INSTAT's calculations

Tab. 3 Road accidents by driver's age

Periudha	0 - 24 vjeç	25- 34 vjeç	35- 44 vjeç	45-59 vjeç	60+ vjeç	Larguar nga vendi i ngjarjes
August 2022	18	36	20	17	13	5
August 2023	20	25	26	22	21	3
The annual change (%)	11.1	-30.6	30.0	29.4	61.5	-40.0
January-August 2022	158	214	149	149	84	41
January-August 2023	147	198	152	159	96	18
The annual change (%)	-7.0	-7.5	2.0	6.7	14.3	-56.1

Source: General Directorate of State's Police, INSTAT's calculations

Tab. 4 Road accidents and number of killed persons by regions

Period	Accidents		Killed and injured persons		Accidents		Killed and injured persons	
	August 2022	August 2023	August 2022	August 2023	Jan - Aug 2022	Jan - Aug 2023	Jan - Aug 2022	Jan - Aug 2023
Albania	109	117	152	180	795	770	1,123	1,067
Berat	4	1	6	1	23	14	34	17
Dibër	1	1	1	1	5	10	7	19
Durrës	4	17	4	27	48	93	87	126
Elbasan	4	3	4	5	23	27	28	34
Fier	8	6	12	9	51	38	73	54
Gjirokastrë	9	9	14	18	50	46	87	76
Korçë	5	5	7	5	34	42	45	51
Kukës	5	3	5	6	40	25	61	39
Lezhë	15	11	31	18	112	78	185	126
Shkodër	3	0	4	0	21	12	32	17
Tiranë	46	46	55	70	356	337	442	446
Vlorë	5	15	9	20	32	48	42	62

Source: General Directorate of State's Police, INSTAT's calculations

Methodology

The purpose of the monthly publication of accidents is to present the results and indicators of road accidents such as: the change in the number of monthly accidents, number of killed and injured persons by road accidents classified by gender, the behavior of road users, age and counties in the country comparing with the same period a year ago. The General Directorate of State Police is the institution that provides INSTAT with a comprehensive system of information on road accidents.

Definitions

Accidents: Unwanted or unintended sudden event or a specific chain of such events which have harmful consequences.

Injury accident: Any accident involving at least one road vehicle in motion on a public road or private road to which the public has right of access, resulting in at least one injured or killed person.

Person killed: It is considered any person killed immediately or dying within 30 days as a result of the accident, excluding suicides.

Person injured: Any person who as result of an accident was not killed immediately or not dying within 30 days, but sustained an injury, normally needing medical treatment, excluding attempted suicides.

The behavior of the driver: It implies when the driver does not comply with the traffic rules according to the "Road Code" as sudden braking, ignores signs (signaling) traffic, disregard the speed limit, etc.

Pedestrian Behavior: It implies when pedestrian does not comply with the traffic rules according to the "Road Code" as crossing the road carelessly, etc.

Source of data: The data are provided by Ministry of Internal Affairs/General directorate of State's Police.

The data of a last month on killed persons by road accidents are preliminary and subject of revision. For more: [Statistical Revision Policy](#).

Explanation of Symbols

- 0 value less than half of unit of measure
- no value
- (...) missing data