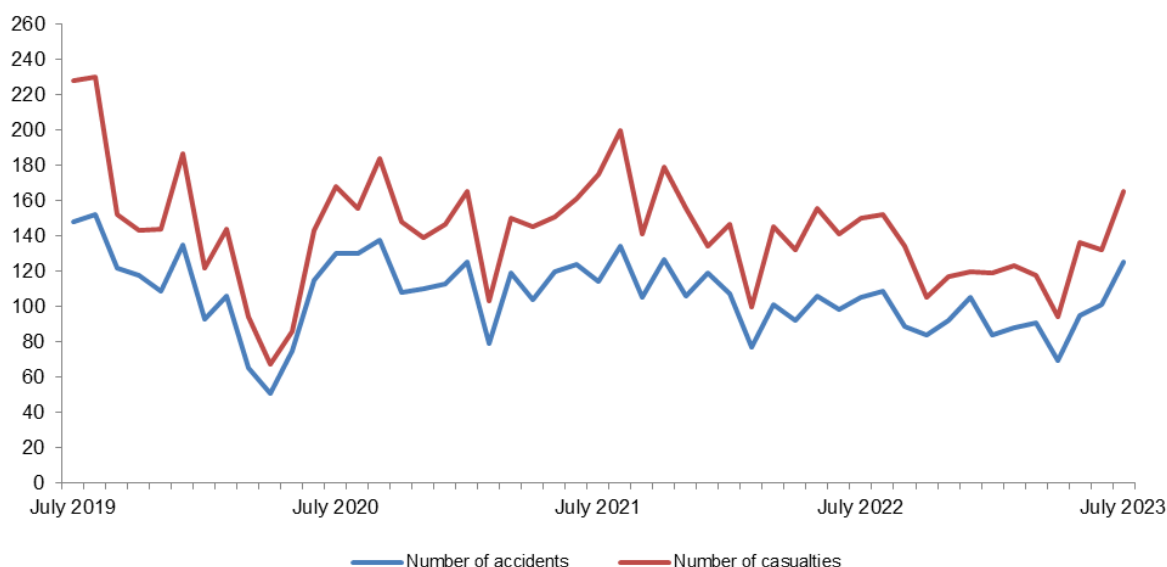


Road accidents

July 2023

Tirana, 17 August 2023: In July 2023, are counted 125 road accidents, from 105 accidents occurred in July 2022. The number of road accidents increased by 19.0 %.

Fig. 1 Road accidents and number of casualties (killed and injured), July 2019 – July 2023



Source: General Directorate of State's Police, INSTAT's calculations

The number of casualties (killed and injured) is 165 from 150 persons in July 2022.

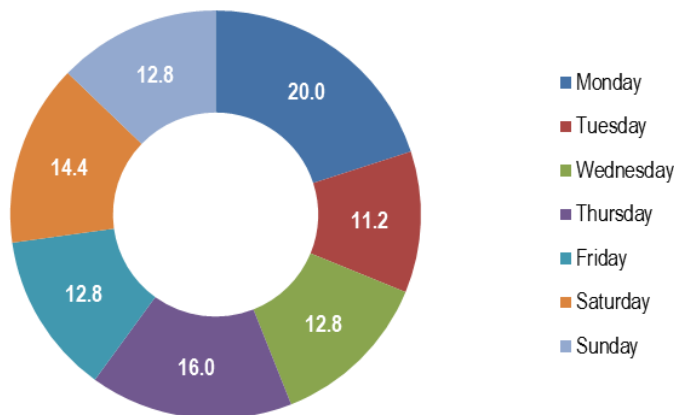
The road accidents, in 92.0 % of cases, occurred as a result of the driver's behavior. The highest number of accidents in this period was carried out by the age group 25-34 year, accounting for 23.2 % of the total number of accidents. Accidents in this age group have increased by 3.6 %, compared to the same period of the previous year.

For publication 17/08/2023

Continues

In July 2023, the highest number of road accidents occurred on Monday by 20.0 %, while the lowest number of accidents occurred on Tuesday by 11.2 %.

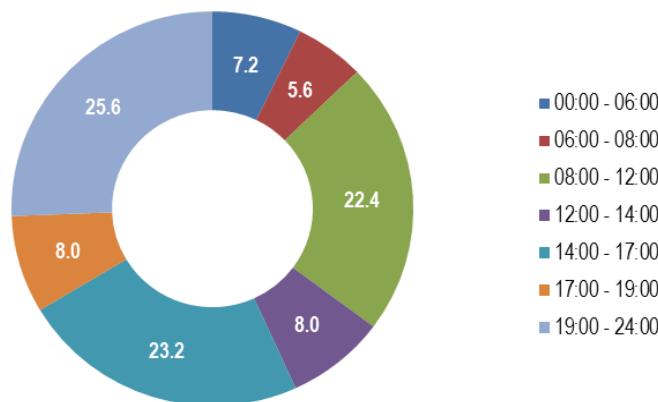
Fig. 2 Road accidents by day of the week in %, July 2023



Source: General Directorate of State's Police, INSTAT's calculations

In July 2023, 25.6 % of road accidents occurred during the time frame 19:00-24:00.

Fig. 3 Road accidents by time of occurrence in %, July 2023



Source: General Directorate of State's Police, INSTAT's calculations

In the seven months of 2023, have occurred 653 road accidents from 686 accidents, compared to the same period of the previous year. The number of road accidents decreased by 4.8 %.

The number of casualties (killed and injured) is 887 persons from 971 persons in the same period of the previous year.

Road accidents, in 13.8 % of the cases, occurred as a result of pedestrian behavior. During this period, the number of accidents by the pedestrian behavior has increased 4.7 % compared to the same period of the previous year.

Tab. 1 Road accidents and number of casualties by gender

Period	Total	Killed and injured persons	
	Accidents	Female	Male
July 2022	105	47	103
July 2023	125	46	119
The annual change (%)	19.0	-2.1	15.5
January-July 2022	686	301	670
January-July 2023	653	276	611
The annual change (%)	-4.8	-8.3	-8.8

Source: General Directorate of State's Police, INSTAT's calculations

Tab. 2 Road accidents and number of killed persons by users of road

Period	Accidents by		Killed and injured persons	
	Behavior of the driver	Behavior of the pedestrian	Behavior of the driver	Behavior of the pedestrian
July 2022	92	13	137	13
July 2023	115	10	155	10
The annual change (%)	25.0	-23.1	13.1	-23.1
January-July 2022	600	86	879	92
January-July 2023	563	90	792	95
The annual change (%)	-6.2	4.7	-9.9	3.3

Source: General Directorate of State's Police, INSTAT's calculations

Tab. 3 Road accidents by driver's age

Period	0 - 24 years old	25- 34 years old	35- 44 years old	45-59 years old	60+ years old	Left the accident scene
July 2022	18	28	21	20	13	5
July 2023	24	29	28	27	13	4
The annual change (%)	33.3	3.6	33.3	35.0	0.0	-20.0
January-July 2022	140	178	129	132	71	36
January-July 2023	127	173	126	137	75	15
The annual change (%)	-9.3	-2.8	-2.3	3.8	5.6	-58.3

Source: General Directorate of State's Police, INSTAT's calculations

Tab. 4 Road accidents and number of killed persons by regions

Period	Accidents		Killed and injured persons		Accidents		Killed and injured persons	
	July 2022	July 2023	July 2022	July 2023	January-July 2022	January-July 2023	January-July 2022	January-July 2023
Albania	105	125	150	165	686	653	971	887
Berat	5	1	5	2	19	13	28	16
Dibër	1	0	1	0	4	9	6	18
Durrës	7	17	20	19	44	76	83	99
Elbasan	1	5	2	6	19	24	24	29
Fier	7	6	11	7	43	32	61	45
Gjirokastrë	6	7	8	11	41	37	73	58
Korçë	5	6	5	6	29	37	38	46
Kukës	7	4	11	5	35	22	56	33
Lezhë	13	18	21	29	97	67	154	108
Shkodër	2	4	3	5	18	12	28	17
Tiranë	44	44	56	56	310	291	387	376
Vlorë	7	13	7	19	27	33	33	42

Source: General Directorate of State's Police, INSTAT's calculations

Methodology

The purpose of the monthly publication of accidents is to present the results and indicators of road accidents such as: the change in the number of monthly accidents, number of killed and injured persons by road accidents classified by gender, the behavior of road users, age and counties in the country comparing with the same period a year ago. The General Directorate of State Police is the institution that provides INSTAT with a comprehensive system of information on road accidents.

Definitions

Accidents: Unwanted or unintended sudden event or a specific chain of such events which have harmful consequences.

Injury accident: Any accident involving at least one road vehicle in motion on a public road or private road to which the public has right of access, resulting in at least one injured or killed person.

Person killed: It is considered any person killed immediately or dying within 30 days as a result of the accident, excluding suicides.

Person injured: Any person who as result of an accident was not killed immediately or not dying within 30 days, but sustained an injury, normally needing medical treatment, excluding attempted suicides.

The behavior of the driver: It implies when the driver does not comply with the traffic rules according to the "Road Code" as sudden braking, ignores signs (signaling) traffic, disregard the speed limit, etc.

Pedestrian Behavior: It implies when pedestrian does not comply with the traffic rules according to the "Road Code" as crossing the road carelessly, etc.

Source of data: The data are provided by Ministry of Internal Affairs/General directorate of State's Police.

The data of a last month on killed persons by road accidents are preliminary and subject of revision. For more: [Statistical Revision Policy](#).

Explanation of Symbols

- 0 value less than half of unit of measure
- No value
- (...) missing data