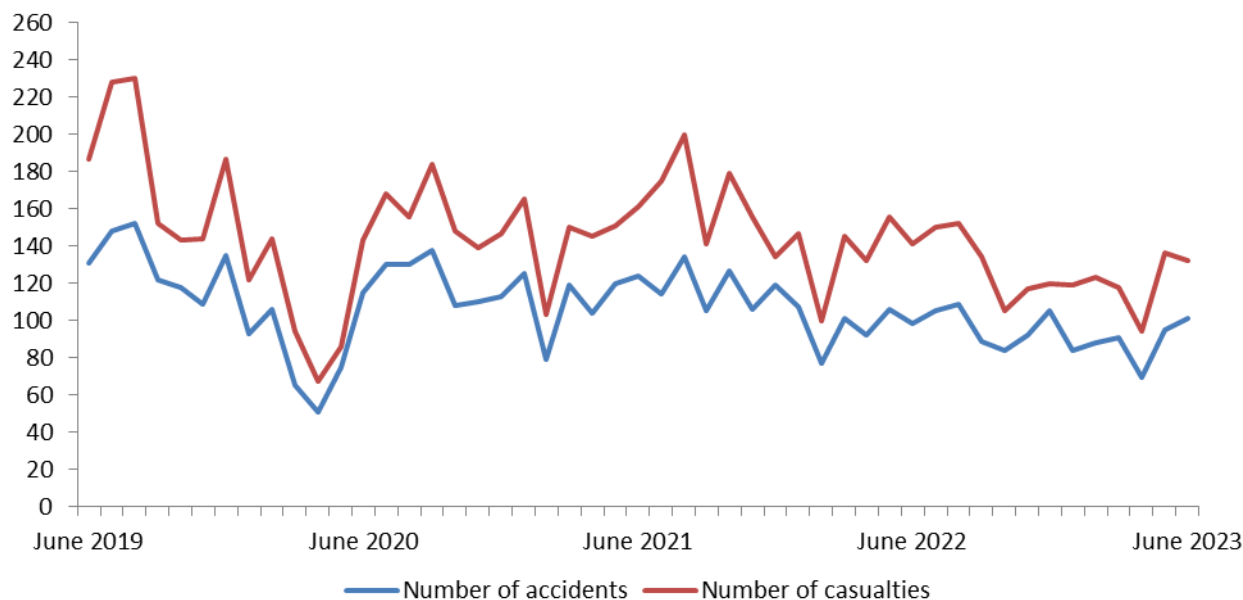


Road accidents

June 2023

Tirana, 18 July 2023: In June 2023, are counted 101 road accidents, from 98 accidents occurred in June 2022. The number of road accidents increased by 3.1 %.

Fig. 1 Road accidents and number of casualties (killed and injured), June 2019 – June 2023



Source: General Directorate of State's Police, INSTAT's calculations

The number of casualties (killed and injured) is 132 from 141 persons in June 2022.

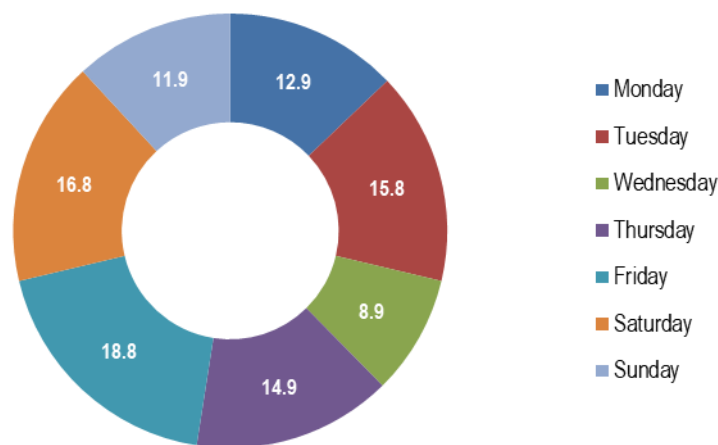
The road accidents, in 82.2 % of cases, occurred as a result of the driver's behavior. The highest number of accidents in this period was carried out by the age group 25-34 year, accounting for 30.7 % of the total number of accidents. Accidents in this age group have increased by 14.8 %, compared to the same period of the previous year.

For publication 18/07/2023

Continues

In June 2023, the highest number of road accidents occurred on Friday by 18.8%, while the lowest number of accidents occurred on Wednesday by 8.9 %.

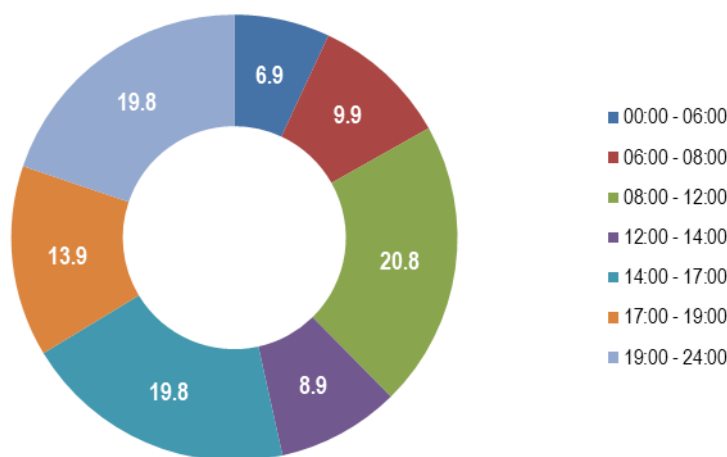
Fig. 2 Road accidents by day of the week in %, June 2023



Source: General Directorate of State's Police, INSTAT's calculations

In June 2023, 20.8 % of road accidents occurred during the time frame 08:00-12:00.

Fig. 3 Road accidents by time of occurrence in %, June 2023



Source: General Directorate of State's Police, INSTAT's calculations

In the first semester of 2023, have occurred 528 road accidents from 581 accidents, compared to the same period of the previous year. The number of road accidents decreased by 9.1 %.

The number of casualties (killed and injured) is 722 persons from 821 persons in the same period of the previous year.

Road accidents, in 15.2 % of the cases, occurred as a result of pedestrian behavior. During this period, the number of accidents by the pedestrian behavior has increased 9.6 % compared to the same period of the previous year.

Tab. 1 Road accidents and number of casualties by gender

Period	Total	Killed and injured persons	
	Accidents	Female	Male
June 2022	98	46	95
June 2023	101	43	89
The annual change (%)	3.1	-6.5	-6.3
January-June 2022	581	254	567
January-June 2023	528	230	492
The annual change (%)	-9.1	-9.4	-13.2

Source: General Directorate of State's Police, INSTAT's calculations

Tab. 2 Road accidents and number of killed persons by users of road

Period	Accidents by		Killed and injured persons	
	Behavior of the driver	Behavior of the pedestrian	Behavior of the driver	Behavior of the pedestrian
June 2022	89	9	132	9
June 2023	83	18	113	19
The annual change (%)	-6.7	100.0	-14.4	111.1
January-June 2022	508	73	742	79
January-June 2023	448	80	637	85
The annual change (%)	-11.8	9.6	-14.2	7.6

Source: General Directorate of State's Police, INSTAT's calculations

Tab. 3 Road accidents by driver's age

Periudha	0 - 24 years old	25- 34 years old	35- 44 years old	45-59 years old	60+ years old	Left the accident scene
June 2022	15	27	17	22	14	3
June 2023	15	31	15	26	13	1
The annual change (%)	0.0	14.8	-11.8	18.2	-7.1	-66.7
January-June 2022	122	150	108	112	58	31
January-June 2023	103	144	98	110	62	11
The annual change (%)	-15.6	-4.0	-9.3	-1.8	6.9	-64.5

Source: General Directorate of State's Police, INSTAT's calculations

Tab. 4 Road accidents and number of killed persons by regions

Period	Accidents		Killed and injured persons		Accidents		Killed and injured persons	
	June 2022	June 2023	June 2022	June 2023	Jan-Jun 2022	Jan-Jun 2023	Jan-Jun 2022	Jan-Jun 2023
Albania	98	101	141	132	581	528	821	722
Berat	1	1	2	1	14	12	23	14
Dibër	0	2	0	5	3	9	5	18
Durrës	7	7	9	7	37	59	63	80
Elbasan	4	2	4	2	18	19	22	23
Fier	5	6	10	9	36	26	50	38
Gjirokastrë	8	7	14	13	35	30	65	47
Korçë	3	11	4	11	24	31	33	40
Kukës	4	4	8	6	28	18	45	28
Lezhë	21	10	31	16	84	49	133	79
Shkodër	4	1	4	1	16	8	25	12
Tiranë	38	44	52	55	266	247	331	320
Vlorë	3	6	3	6	20	20	26	23

Source: General Directorate of State's Police, INSTAT's calculations

Methodology

The purpose of the monthly publication of accidents is to present the results and indicators of road accidents such as: the change in the number of monthly accidents. number of killed and injured persons by road accidents classified by gender, the behavior of road users, age and counties in the country comparing with the same period a year ago. The General Directorate of State Police is the institution that provides INSTAT with a comprehensive system of information on road accidents.

Definitions

Accidents: Unwanted or unintended sudden event or a specific chain of such events which have harmful consequences.

Injury accident: Any accident involving at least one road vehicle in motion on a public road or private road to which the public has right of access, resulting in at least one injured or killed person.

Person killed: It is considered any person killed immediately or dying within 30 days as a result of the accident, excluding suicides.

Person injured: Any person who as result of an accident was not killed immediately or not dying within 30 days, but sustained an injury, normally needing medical treatment, excluding attempted suicides.

The behavior of the driver: It implies when the driver does not comply with the traffic rules according to the "Road Code" as sudden braking, ignores signs (signaling) traffic, disregard the speed limit, etc.

Pedestrian Behavior: It implies when pedestrian does not comply with the traffic rules according to the "Road Code" as crossing the road carelessly, etc.

Source of data: The data are provided by Ministry of Internal Affairs/General directorate of State's Police.

The data of a last month on killed persons by road accidents are preliminary and subject of revision. For more: [Statistical Revision Policy](#).

Explanation of Symbols

- 0 value less than half of unit of measure
- no value
- (...) missing data

For more information. visit INSTAT web page: <http://www.instat.gov.al/en/themes/industry-trade-and-services/transport-and-accidents/#tab3>