

Agriculture Statistics 2022

Tirana, 23 June 2023: The cereals production in 2022 is 690,854 tonnes. Fier prefecture has the highest level of cereals production with 171,017 tonnes, following by Elbasan and Korça prefectures with 95,376 tonnes and 81,092 tonnes.

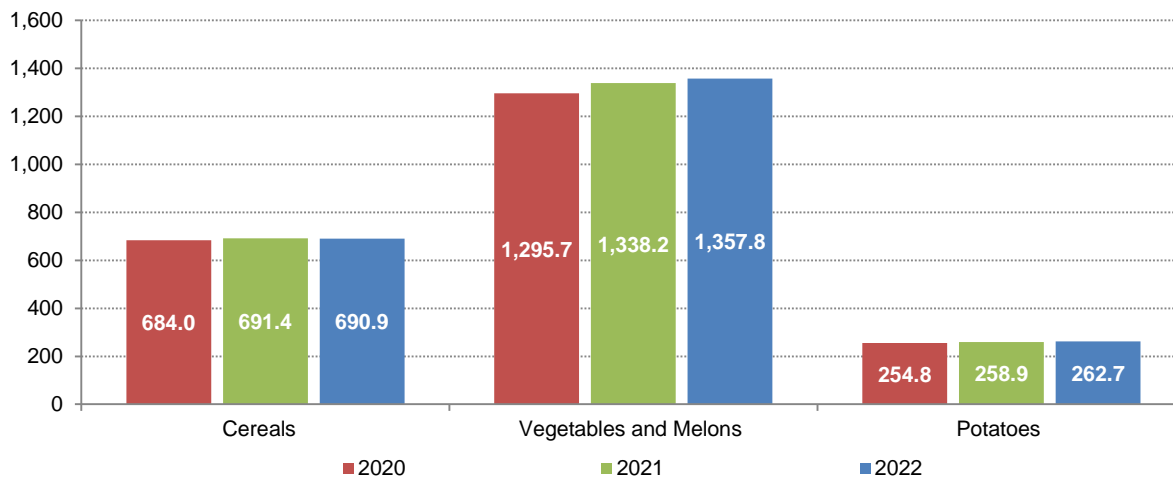
Tab.1 Agriculture production (thousand tonnes)

Agricultural production	2020	2021	2022
Field crops			
Cereals	684.0	691.4	690.9
Vegetables	1,295.7	1,338.2	1,357.8
Potatoes	254.8	258.9	262.7
White beans	25.8	22.4	21.8
Industrial crops	30.1	27.3	24.5
Medicinal crops	14.4	16.0	16.4
Forage	7,170.5	7,054.0	7,138.8
Permanent crops			
Fruit trees	273.7	287.2	295.4
Olives	132.0	110.2	157.7
Citrus	49.2	50.5	55.1
Grapes	199.1	212.0	211.2

Source: Ministry of Agriculture and Rural Development

In 2022, the potatoes production is 262,673 tonnes. The prefectures with the highest level of potatoes production are, Korça with 64,956 tonnes, following by Fier with 47,500 tonnes and Elbasan with 30,173 tonnes. Compared with previous year, industrial crops production is decreased by 9.89% and white beans production is decreased by 2.89 %.

Fig. 1 Production of cereals, vegetables and potatoes (thousand tonnes)

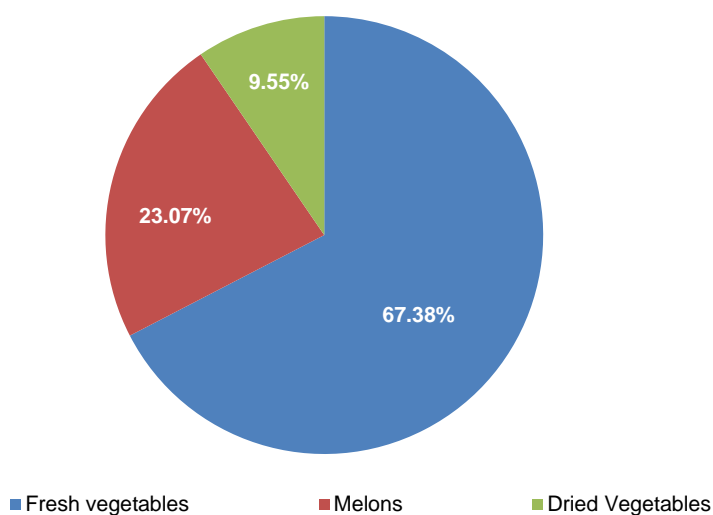


Source: Ministry of Agriculture and Rural Development

In 2022, the vegetables production is 1.357,825 tonnes. The highest level of vegetables production was achieved in Fier prefecture with 534,351 tonnes, Berat with 139,775 tonnes and Tirana with 136,951 tonnes.

Fresh vegetables represent 67.38 % of total vegetables followed by melons with 23.07 % and dried vegetables with 9.55 %.

Fig. 2 Structure of vegetable production, 2022 (in %)



Source: Ministry of Agriculture and Rural Development

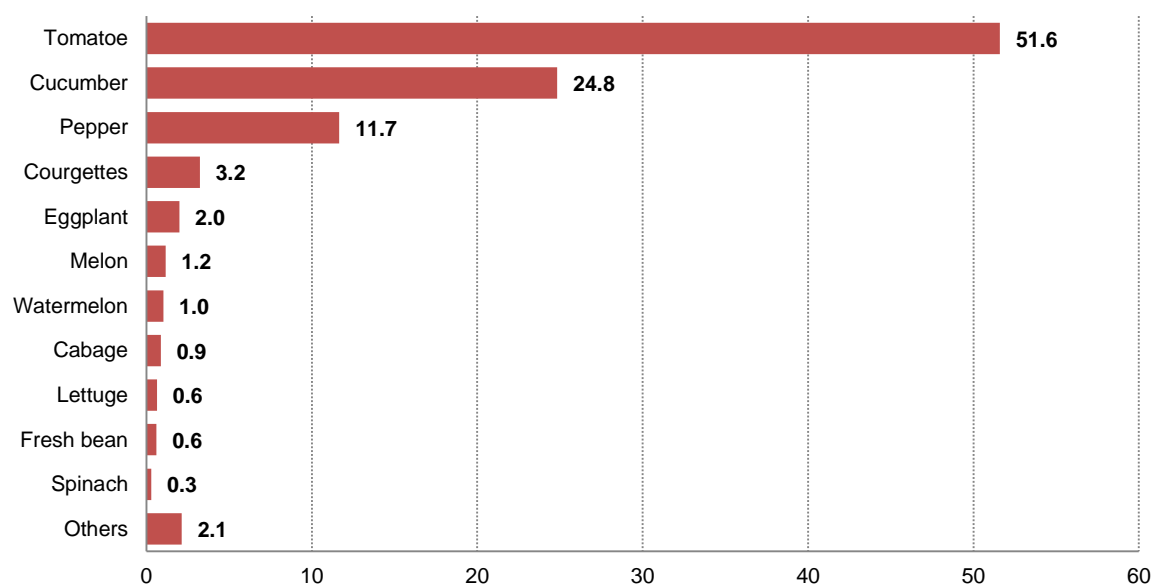
Fresh vegetables production in 2022 was 914,958 tonnes. In the group of fresh vegetables, the most representative crops are tomatoes with 315,057 tonnes (34.41 %), cucumbers with 129,896 tonnes (14.19 %) and peppers with 97,017 tonnes (10.59 %).

In dried vegetables, dry onions represent 84.01 % of total production, while in the production of melons, watermelon represents 81.99 % of the production of this group.

Vegetable production in greenhouses represents 22.90 % of total vegetable production, where the prefectures of Fier and Berat represents 79.87 % of the production.

Greenhouse vegetable production in 2022 increased by 7.22 %, compared to the previous year. Tomatoes production represent 51.6 % of total greenhouses production.

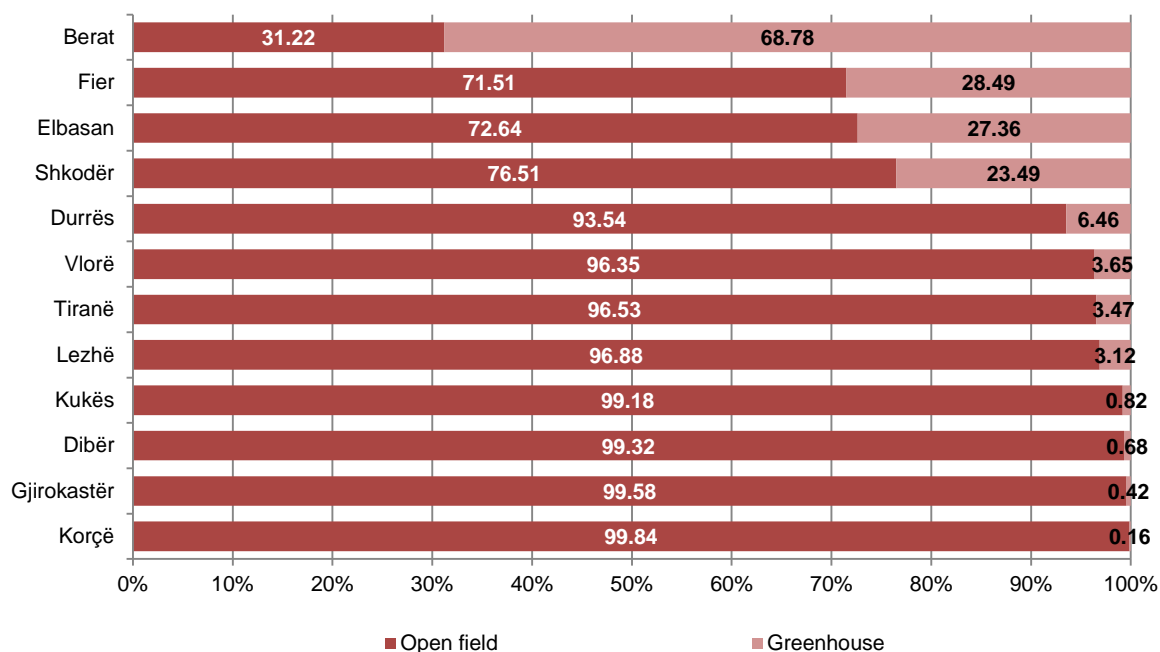
Fig.3 Production of vegetables in greenhouse (in %)



Source: Ministry of Agriculture and Rural Development

The prefecture with the highest percentage of greenhouse vegetable production to total vegetable production was achieved in Berat with 68.78 %, and Fier with 28.49 %, and the lowest level was achieved in Korça and Gjirokastër prefectures with 0.16 % and 0.42 %.

Fig. 4 Vegetables production in open field and in greenhouse, by prefectures, 2022 (in %)

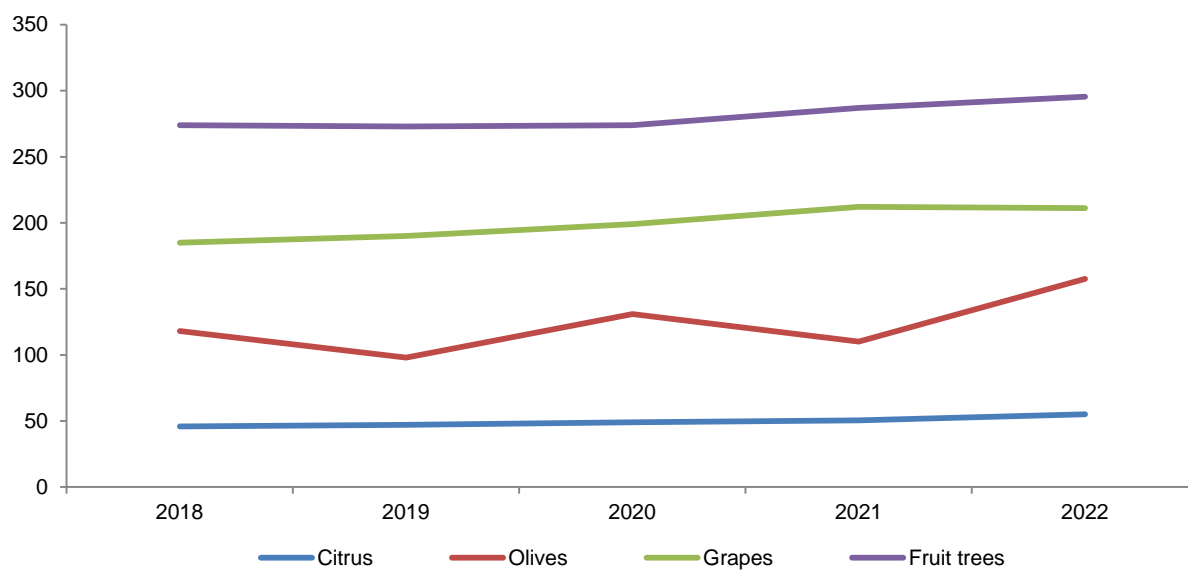


Source: Ministry of Agriculture and Rural Development

Permanent Crops

The production of permanent crops is represented by the production of fruit trees, olives, citrus and grapes.

Fig.5 Permanent crops production (thousand tonnes)



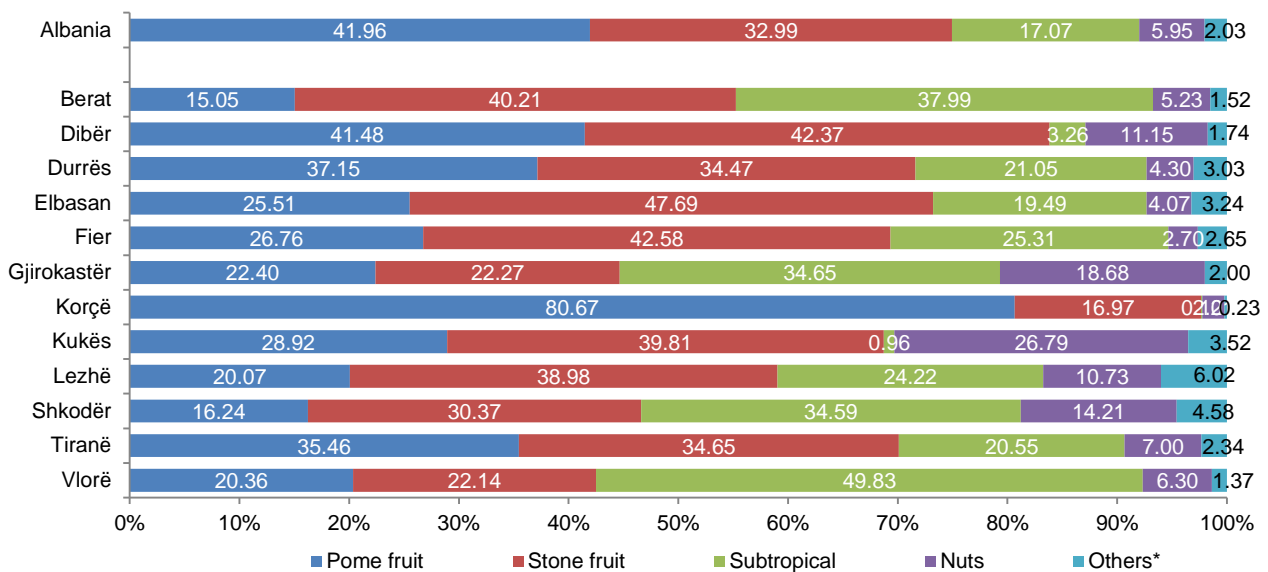
Source: Ministry of Agriculture and Rural Development

For more information, visit INSTAT webpage: <http://www.instat.gov.al/>

Fruit trees production in 2022 is 295,428 tonnes increased by 2.86 % compared with 2021. The highest level of production was reached in the prefecture of Korça with 82,947 tonnes, followed by the prefectures of Elbasan with 41,649 tonnes and Fier with 36,155 tonnes.

Pome fruits group occupy 41.96 % of the total production represented by apples where Korça prefecture occupies 62.97 % of total apples production in country.

Fig. 6 Structure of fruit trees production by kinds and prefectures, 2022 (in %)



* include the production of berries and others

Source: Ministry of Agriculture and Rural Development

In the stone fruits group the largest category, is represented by plums with 46.31 %, followed by cherries 24.99 % and cherries with 23.05 %.

In 2022, pomegranates occupy 23.97% of production in the group of subtropical fruits, representing an increase of 45.12% compared to 2021.

Walnuts and chestnuts occupy 81 % of nuts trees group. In 2022, walnuts production increased by 18.24 % compared to the previous year . The highest level In the group of nuts is achieved in Dibër prefecture with 2,871 tonnes.

In 2022, were produced 157,710 tonnes of olives, increasing with 43.16 % compared to the previous year. The highest level of olive production was reached in the prefecture of Fier with 43,827 tonnes. Olive production in the prefecture of Berat increased with 186.68 %. Olives variety for oil represent 81.71 % of total olive production and olives variety for table 18.29 %.

For more information , visit INSTAT webpage: <http://www.instat.gov.al/>

The citrus production in year 2022 was 55,118 tonnes. The highest level of citrus production was achieved in the prefecture of Vlora with 35,781 tonnes or 64.92 % of total citrus production. Mandarines occupy 63.79 % of total citrus production.

In 2022, grape production is 211,178 tonnes where 60.78% is represented by grape from vineyards and 39.22 % from pergolas.

Methodology

Agriculture statistics 2022 are produced in base of administrative data , collected from Ministry of Agriculture and Rural Development. Legal bases for these data is Law Nr. 17/2018 of Official Statistical National Program 2022 – 2026 and Law Nr. 30/2022 of Official Statistics 2022-2026, applying classifications and definitions according to relevant EU regulations- European Regulation (EC) Nr. 543/2009 of Agriculture Crop Statistics.

Information is collected in field by experts of extension services in all country. These experts collect data directly from farmers. Harvested production means production including on-holding losses and wastage, quantities consumed directly on the farm and marketed quantities.

Crop statistics are represented by annual data as: cultivated area, production area for permanent crops, production and yield..

Definition

Harvest year

Harvest year' means the calendar year in which the harvest begins.

Classification

Classification of field crops is done by group of cultures (cereals, vegetables, industrial plants, fodder, oilseeds, potatoes, beans) in the open field and greenhouses, main crops and secondary crops.

Classification of fruit trees done by: fruit trees, olives, citrus, pergola and grapes in total number of trees, trees in production, production and yields.

Area under cultivation

Area under cultivation means the area that corresponds to the total sown area, for production of the specific agricultural product, in a calendar year. In area under cultivation included main and secondary area of crops. Total area of vegetables represent from fresh vegetables area, dry vegetables area and melons area. In this area excludes ruined areas (e.g. due to natural disasters).

Greenhouse

Crops under glass or high (accessible) cover refers to crops which are covered by accessible greenhouses or fixed or mobile high cover (glass or rigid or flexible plastic) for the whole period of growth or for the predominant part of it.

For more information , visit INSTAT webpage: <http://www.instat.gov.al/>

Permanent crops

Permanent crops are represented by pome fruits (apples, pears, quinces), stone fruits (plums, cherries, peaches, apricots), subtropical fruits (figs, persimmons, pomegranates), nuts (walnuts, chestnuts, almonds and hazelnuts), and others.

Production area of permanent crops

Production area of permanent crops is potential productive area. It excludes all non-producing areas, such as new plantations that have not yet started to produce, extensive production or abandoned.