

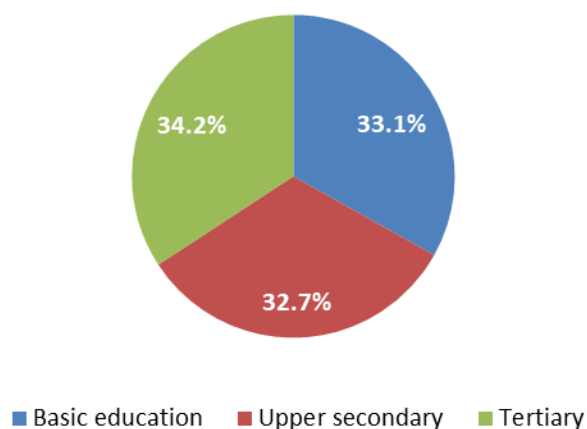
Graduation Statistics

2021-2022

Tirana, May 19, 2023: In the 2021-22 school/academic year, 90,324 pupils and students graduated in official education, with a decrease of 5.9 %, compared to the 2020-21 school/academic year. Decrease in the number of graduates have had all educational levels, basic, upper secondary and tertiary.

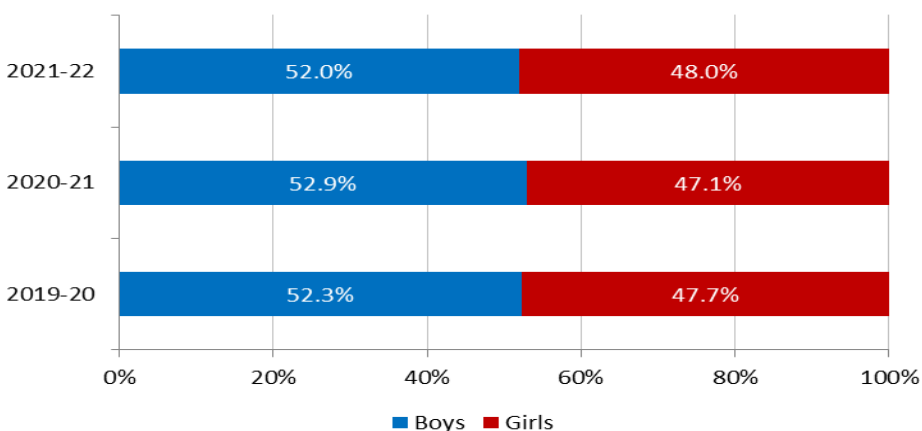
The structure of graduations by educational levels in official education is almost the same, during the last three school/academic years.

Fig.1 Structure of graduated pupils/students by level of education, 2021-22 (%)



Pre-university Education

In the 2021-22 school year, 29,911 pupils graduated in 9-year school or basic education, with a decrease of 7.0 % compared to the previous school year. Among graduated in this educational level, 52.0 % were boys and 48.0 % girls.

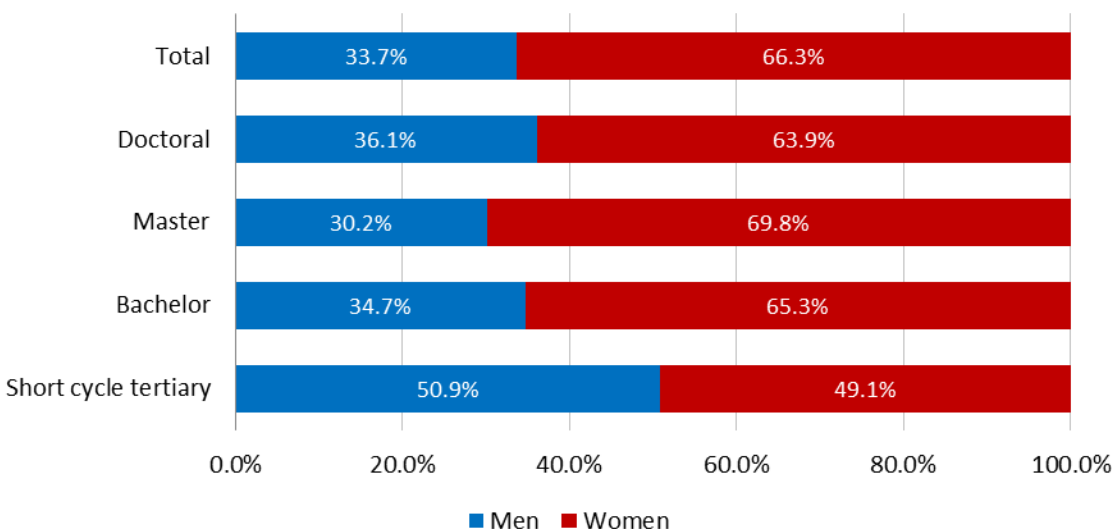
Fig. 2 Pupils graduated in basic education by sex

In upper secondary education, 29,503 pupils graduated, marking a decrease of 5.2 %, compared to last school year. At this educational level were graduated 48.9 % boys and 51.1 % girls. In vocational education were graduated 3,676 pupils. Vocational education graduates make up 12.5 % of total graduates in upper secondary education.

Tertiary education

In the 2021-22 academic year, 30,910 students graduated in tertiary education, marking a slight decrease of 5.4 % compared to 2020-21. Graduated students in Bachelor's programs make up 51.8 % of total graduate students, followed by Master's programs with 41.9 %.

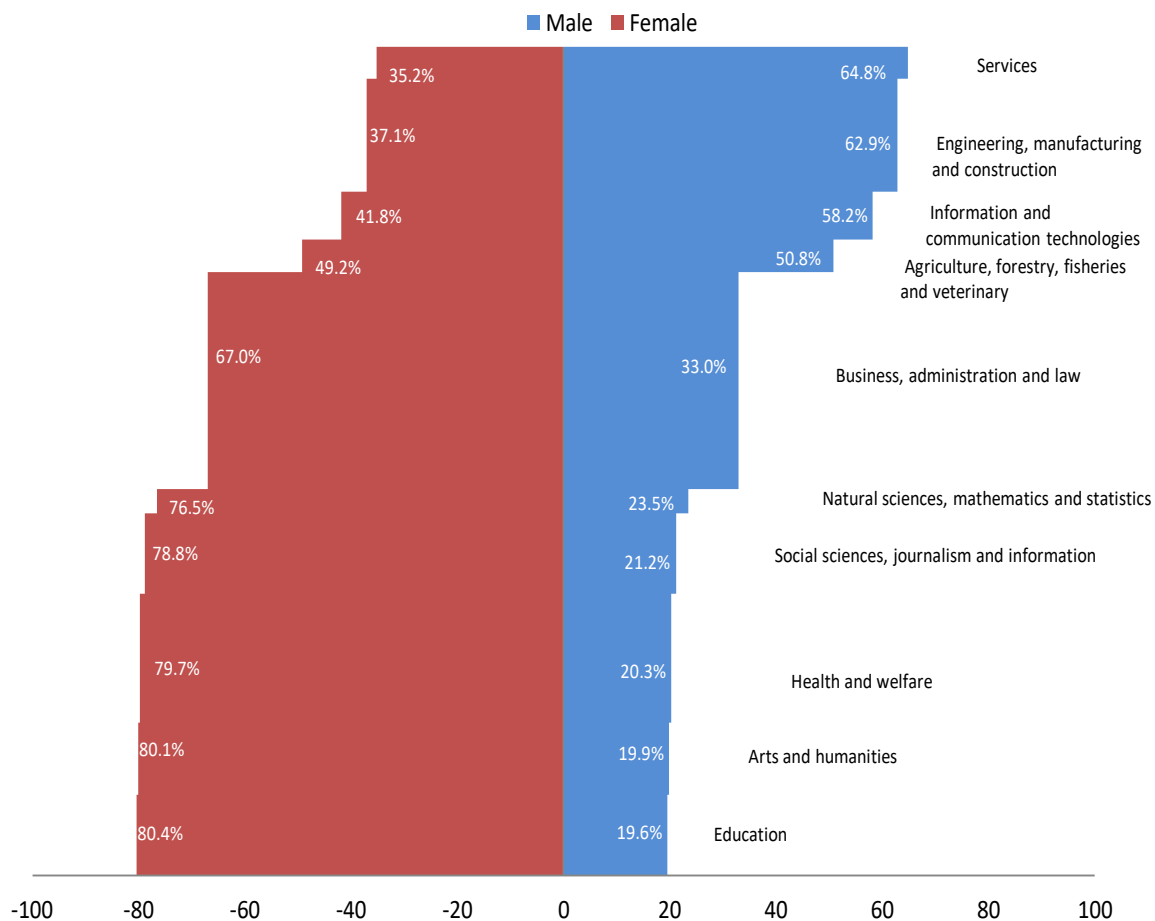
In all tertiary education programs, in this academic year, 20,489 female students graduated, or 66.3 % of the total number of graduate students in tertiary education.

Fig. 3 Graduated in tertiary education by programs and sex, 2021-22

The field of study in which the most students are graduated in all programs is "Business, Administration and Law" with 27.2 % or over a quarter of the total number of graduates, for both males and females. The second most preferred field of male is "Engineering, Manufacturing and Construction" with 21.3 % of male graduates. While of the total female graduates, the second preferred field is "Health and Welfare" with 19.2 % of female graduates.

Analyzed for each field separately, the fields of study in which most females are graduated comparatively to males are "Education" (80.4 %), followed by "Arts and Humanities" (80.1 %) and " Health and Welfare " (79.7 %). The fields of study in which more males are graduated compared to females are "Services" (64.8 %) "Engineering, Manufacturing and Construction" (62.9 %), and "Information and Communication Technologies" (58.2 %).

Fig. 5 Graduated in tertiary education by field of study and sex, 2021-22



For more information, visit INSTAT webpage: <http://www.instat.gov.al/>

Annex

Tab.1 Pupils graduated in preuniversity education

ISCED-2011	Education level	2019-20			2020-21			2021-22		
		Girls	Boys	Total	Girls	Boys	Total	Girls	Boys	Total
1+2	In Basic Education	16,052	17,566	33,618	15,172	17,007	32,179	14,346	15,565	29,911
3	In Upper Secondary	15,481	16,181	31,662	16,420	14,716	31,136	15,080	14,423	29,503
	<i>Gymnasium & Socio-Cultural</i>	14,642	12,158	26,800	15,680	11,625	27,305	14,386	11,441	25,827
	<i>Professional</i>	839	4,023	4,862	740	3,091	3,831	694	2,982	3,676

Data source: Ministry of Education and Sport and Ministry of Finance and Economy

Tab. 2 Students graduated in tertiary education

ISCED-2011	Education level	2019-20			2020-21			2021-22		
		Women	Men	Total	Women	Men	Total	Women	Men	Total
5	Short cycle tertiary	404	669	1,073	597	725	1,322	816	846	1,662
6	Bachelor	11,556	6,029	17,585	11,660	5,990	17,650	10,455	5,562	16,017
7	Master	9,329	4,608	13,937	9,074	4,251	13,325	9,046	3,916	12,962
8	Doctoral	192	102	294	261	132	393	172	97	269
	Total	21,481	11,408	32,889	21,592	11,098	32,690	20,489	10,421	30,910

Data source: Ministry of Education and Sport

Tab. 3 Students graduated in tertiary education, by fields of study

Field of study	2019-20			2020-21			2021-22		
	Women	Men	Total	Women	Men	Total	Women	Men	Total
Education	2,697	556	3,253	2,686	578	3,264	2,580	630	3,210
Arts and humanities	2,783	795	3,578	2,522	635	3,157	2,183	541	2,724
Social sciences, journalism and information	2,623	779	3,402	2,388	631	3,019	2,344	629	2,973
Business, administration and law	6,109	3,338	9,447	6,525	3,291	9,816	5,639	2,779	8,418
Natural sciences, mathematics and statistics	933	319	1,252	738	231	969	791	243	1,034
Information and communication technologies	731	1,056	1,787	703	1,127	1,830	785	1,093	1,878
Engineering, manufacturing and construction	1,292	2,283	3,575	1,160	2,102	3,262	1,305	2,216	3,521
Agriculture, forestry, fisheries and veterinary	487	593	1,080	543	676	1,219	536	553	1,089
Health and welfare	3,509	1,047	4,556	3,948	1,155	5,103	3,927	1,002	4,929
Services	317	642	959	379	672	1,051	399	735	1,134
Total	21,481	11,408	32,889	21,592	11,098	32,690	20,489	10,421	30,910

Data source: Ministry of Education and Sport

Methodology

Education in Albania is organized according to these programs and classified according to ISCED-2011 Classification used internationally in education statistics:

Level 0 - Early childhood education - Early childhood / Pre-primary education;

Level 1 - Primary education or first cycle of basic education;

Level 2 - Lower Secondary Education or second cycle of basic education;

Level 3 - Upper Secondary Education - Gymnasium / Professional / Socio-Cultural;

Level 4 - Post-secondary, not tertiary;

Level 5 - Higher Education Short Cycle;

Level 6 - Bachelor or equivalent;

Level 7 - Master or equivalent;

Level 8 - PHD or equivalent

DEFINITIONS

Pre-university education includes education provided by educational institutions such as kindergartens, basic schools and upper secondary ones.

Basic education consists of two cycles: primary education that is conducted in grades 1-5 and upper cycle or lower secondary education that is conducted in grades 6-9. Basic education is compulsory at age 6 and lasts 9 years. The student is required to attend basic education up to the age of 16 years old.

Upper secondary education includes gymnasium and socio cultural education as well as, professional education, which is divided into lower technical (vocational) and higher professional education.

Professional education includes education programs designed to gain the knowledge, skills and competences specific to a particular profession or class of professions.

Graduated in an educational program, is a pupil or student who has successfully completed all program requirements.

Data Source:

Statistical data on education are provided by the Ministry of Education and Sport and the Ministry of Finance and Economy, with yearly periodicity.

For more information, visit INSTAT webpage: <http://www.instat.gov.al/>