

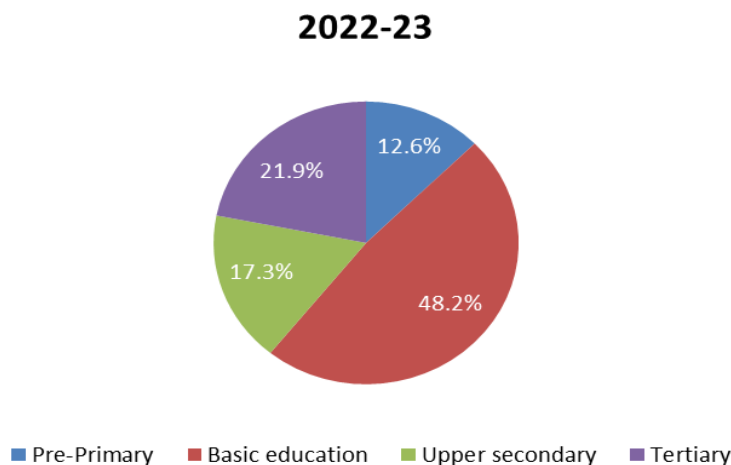
# Education enrollment statistics

## 2022-2023

**Tirana, May 19, 2023:** In the academic year 2022-2023, 554,222 pupils and students were enrolled in formal education, with a decrease of 4.1 % compared to the academic year 2021-22.

The structure of participation in official education by level of education is almost similar during the last three school/academic years.

**Fig. 1 Structure of enrolled pupils/students by level of education, 2022-23**



### Pre-university Education

In the school year 2022-23, 432,870 pupils and children were enrolled in pre-university education, marking a decrease of 4.7 % compared to the 2021-22 school year.

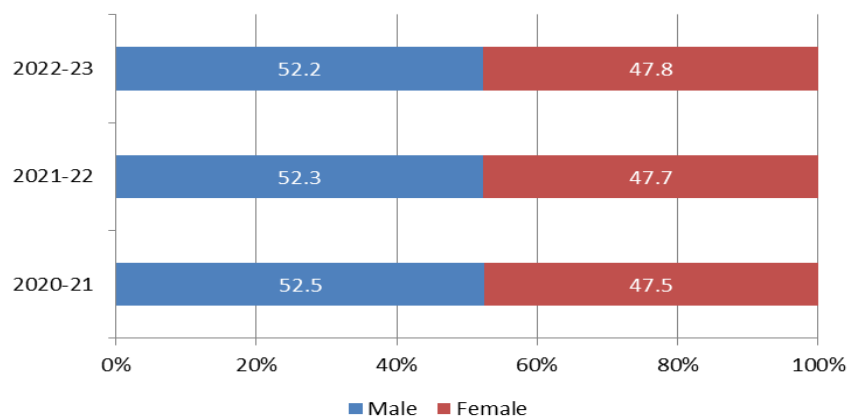
During this school year, 69,750 children are enrolled in the pre-school education, 3.6 % less compared to the previous school year. In the basic education, are enrolled 267,275 pupils, 55.0 % in primary education and 45.0 % in lower secondary education. Compared to the school year 2021-22, in basic education are enrolled 3.9 % less pupils.

**For release 19.05.2023**

*Continue*

In the school year 2022-23, 89.4 % of basic education pupils are enrolled in public education institutions and 10.6 % in private education institutions. Among the pupils enrolled in basic education, girls constitute 47.8 % of the total.

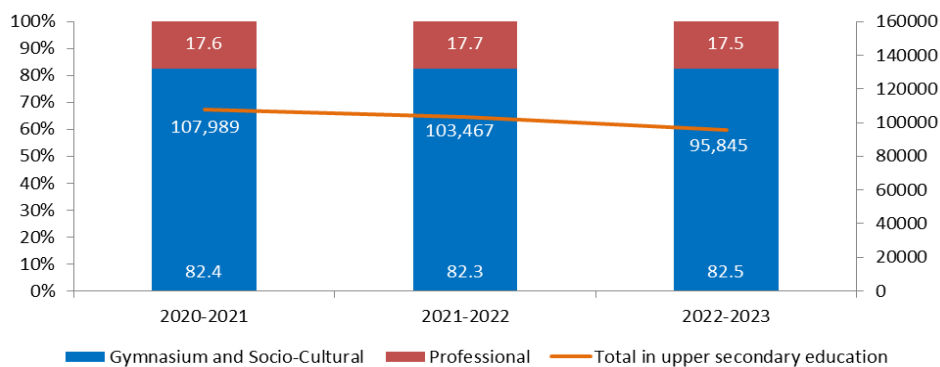
**Fig.2 Pupils enrolled in basic education by sex**



In 2022-23, are enrolled in upper secondary education 95,845 pupils, marking a decrease of 7.4 %, compared to the previous school year. In 2022-23 school year, the major part of pupils in upper secondary education, 82.5 %, consist of gymnasium and socio-cultural schools pupils. This proportion has remained almost at the same level during the last three years.

The majority of pupils enrolled in upper secondary education attend public education institutions (85.7 %).

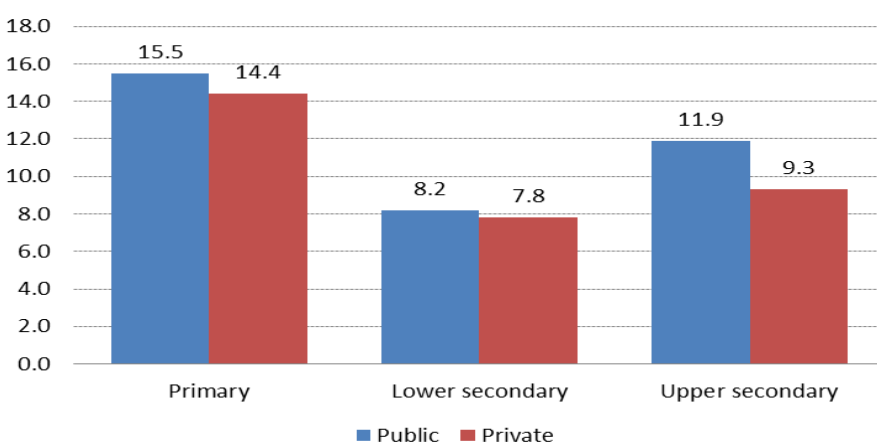
**Fig. 3 Pupils enrolled in upper secondary education**



In the academic year 2022-23, the number of teachers of basic education is 24,388, of whom 77.4 % are women. The ratio of pupils for a teacher in public primary education is 15.5 and in private is 14.4. In the lower secondary, the ratio of pupils to a teacher in public institutions is 8.2 and in private institutions is 7.8.

The number of teachers in upper secondary education is 8,357, of whom 69.8 % are women. The pupil teacher ratio in upper secondary public education is 11.9 and in private education institutions is 9.3.

**Fig. 4 Pupil Teacher Ratio in preuniversity official education, 2022-23**



### Tertiary education

In the academic year 2022-23, are enrolled in all tertiary programs 121,352 students, marking a decrease of 2.0 % compared to 2021-22. Students enrolled in tertiary public education account for 74.9 % of the total number of students. In the academic year 2022-23, 71,248 female students are enrolled in all tertiary programs, constituting 58.7 % of the total number of tertiary students.

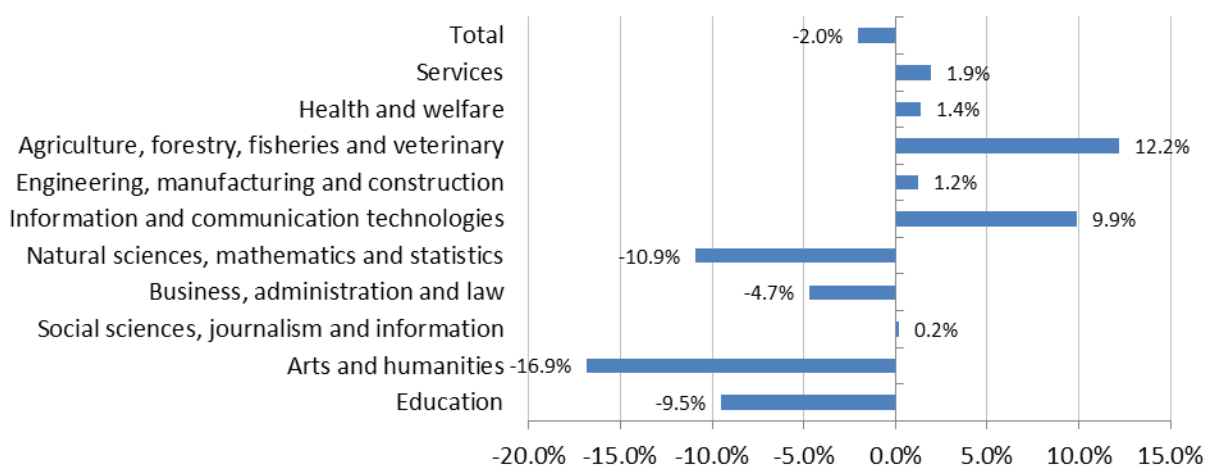
For the same period, 71,192 students are enrolled in bachelor programs, marking a decrease of 2.3 % compared to 2021-22.

In the academic year 2022-23, as in the previous academic year, students prefer more the field of study “Business, administration and law”, were is concentrated one fourth of the total number of students. The less preferred field of study is “Agriculture, forestry, fisheries and veterinary” with only 2.6 % of the total number of students.

For more information, visit INSTAT webpage: <http://www.instat.gov.al/>

Analyzed for each field of study, compared to the previous academic year, the highest decrease in the number of students enrolled is in the fields of “Arts and humanities” with 16.9 % and “Natural sciences, mathematics and statistics” with 10.9 %. On the other side, fields “Agriculture, forestry, fisheries and veterinary” and “Information and communication technologies” show the highest increase with respectively 12.2 % and 9.9 %.

**Fig. 5 Percentage change of the number of students enrolled in tertiary education by field of study, 2022-23 - 2021-22**



## Annex

Tab. 1 Pupils enrolled in preuniversity education

ISCED-2011	School / academic year	2020-21	2021-22	2022-23
02	In Kindergartens	71,332	72,384	69,750
1+2	In basic education	286,486	278,138	267,275
1	<i>In primary</i>	158,528	154,140	146,962
2	<i>In Lower secondary</i>	127,958	123,998	120,313
3	In Upper secondary	107,989	103,467	95,845
	<i>Gymnasium &amp; Socio-Cultural</i>	88,965	85,188	79,032
	<i>Professional</i>	19,024	18,279	16,813
	<b>Total enrolled in preuniversity education</b>	<b>465,807</b>	<b>453,989</b>	<b>432,870</b>

Tab. 2 Pupils/students enrolled in public/private education institutions, 2022-23

ISCED-2011	Level of education	Public education			Private education			Total		
		Female	Male	Total	Female	Male	Total	Female	Male	Total
02	In Kindergartens	28,810	31,198	60,008	4,615	5,127	9,742	33,425	36,325	69,750
1	Primary	62,515	67,552	130,067	7,990	8,905	16,895	70,505	76,457	146,962
2	Lower secondary	51,701	57,229	108,930	5,435	5,948	11,383	57,136	63,177	120,313
3	Upper secondary	38,342	43,798	82,140	7,078	6,627	13,705	45,420	50,425	95,845
5-8	Tertiary	54,991	35,921	90,912	16,257	14,183	30,440	71,248	50,104	121,352
	<b>Total</b>	<b>236,359</b>	<b>235,698</b>	<b>472,057</b>	<b>41,375</b>	<b>40,790</b>	<b>82,165</b>	<b>277,734</b>	<b>276,488</b>	<b>554,222</b>

Tab. 3 Number of teachers in preuniversity education, 2022-23

ISCED-2011	Level of education	Public education			Private education			Total		
		Female	Male	Total	Female	Male	Total	Female	Male	Total
1	Primary	7,308	1,104	8,412	1,088	84	1,172	8,396	1,188	9,584
2	Lower secondary	9,332	4,020	13,352	1,153	299	1,452	10,485	4,319	14,804
3	Upper secondary	4,752	2,138	6,890	1,080	387	1,467	5,832	2,525	8,357
	<b>Total</b>	<b>21,392</b>	<b>7,262</b>	<b>28,654</b>	<b>3,321</b>	<b>770</b>	<b>4,091</b>	<b>24,713</b>	<b>8,032</b>	<b>32,745</b>

**Tab. 4 Students enrolled in tertiary education**

ISCED-2011	Level of education	2020-21			2021-22			2022-23		
		Female	Male	Total	Female	Male	Total	Female	Male	Total
5	Short cycle tertiary (2 years)	2,185	3,664	5,849	2,561	4,223	6,784	2,615	4,343	6,958
6	Bachelor	43,787	30,595	74,382	41,492	31,360	72,852	39,735	31,457	71,192
7	Master	27,621	13,928	41,549	29,159	14,525	43,684	28,775	14,208	42,983
8	Doctorate	1,228	789	2,017	281	279	560	123	96	219
	<b>Total</b>	<b>74,821</b>	<b>48,976</b>	<b>123,797</b>	<b>73,493</b>	<b>50,387</b>	<b>123,880</b>	<b>71,248</b>	<b>50,104</b>	<b>121,352</b>

**Tab. 5 Students enrolled in tertiary education, by fields of study**

Fields of study	2020-21	2021-22	2022-23
Education	8,367	8,085	7,317
Arts and humanities	10,972	9,536	7,926
Social sciences, journalism and information	10,277	9,204	9,222
Business, administration and law	31,173	32,227	30,713
Natural sciences, mathematics and statistics	4,924	4,553	4,056
Information and communication technologies	8,341	8,458	9,297
Engineering, manufacturing and construction	20,537	22,555	22,834
Agriculture, forestry, fisheries and veterinary	3,458	2,770	3,108
Health and welfare	21,195	22,130	22,433
Services	4,553	4,362	4,446
<b>Total</b>	<b>123,797</b>	<b>123,880</b>	<b>121,352</b>

# Methodology

Education in Albania is organized according to these programs and classified according to ISCED-2011 Classification, used internationally in education statistics:

Level 0 - Early childhood education - Early childhood / Pre-primary education;

Level 1 - Primary education or first cycle of basic education;

Level 2 - Lower Secondary Education or second cycle of basic education;

Level 3 - Upper Secondary Education - Gymnasium / Socio-cultural / Professional;

Level 4 - Post-secondary, not tertiary;

Level 5 - Higher Education Short Cycle;

Level 6 - Bachelor or equivalent;

Level 7 - Master or equivalent;

Level 8 - PHD or equivalent

## DEFINITIONS

**Formal Education** is defined as institutionalized, intentional and planned education through public and private institutions, recognized by the national education authority, that in their entirety constitute the official education system of a country. Formal education programs are recognized as such by the relevant national education authorities, equivalent or subordinate education providers. Formal education consists more of education starting from the first grade and continues regularly year after year, mainly in the full-time system (before becoming part of the labor market), of vocational education, of education for special needs and some parts of adult education, often recognized as part of the formal education system.

**Pre-university education** includes education provided by educational institutions such as kindergartens, basic schools and upper secondary ones.

**Basic education** consists of two cycles: primary education that is conducted in grades 1-5 and upper cycle or lower secondary education that is conducted in grades 6-9. Basic education is compulsory at age 6 and lasts 9 years. The student is required to attend basic education up to the age of 16 years old.

**Upper secondary education** includes gymnasium and socio cultural education as well as, professional education.

For more information, visit INSTAT webpage: <http://www.instat.gov.al/>

**Pupil per Teacher Ratio**, is the ratio of the number of pupils enrolled at a specific level of education to the number of teachers of the same level.

*Data Source:*

Statistical data on education are provided by the Ministry of Education and Sport and the Ministry of Finance and Economy, with yearly periodicity.