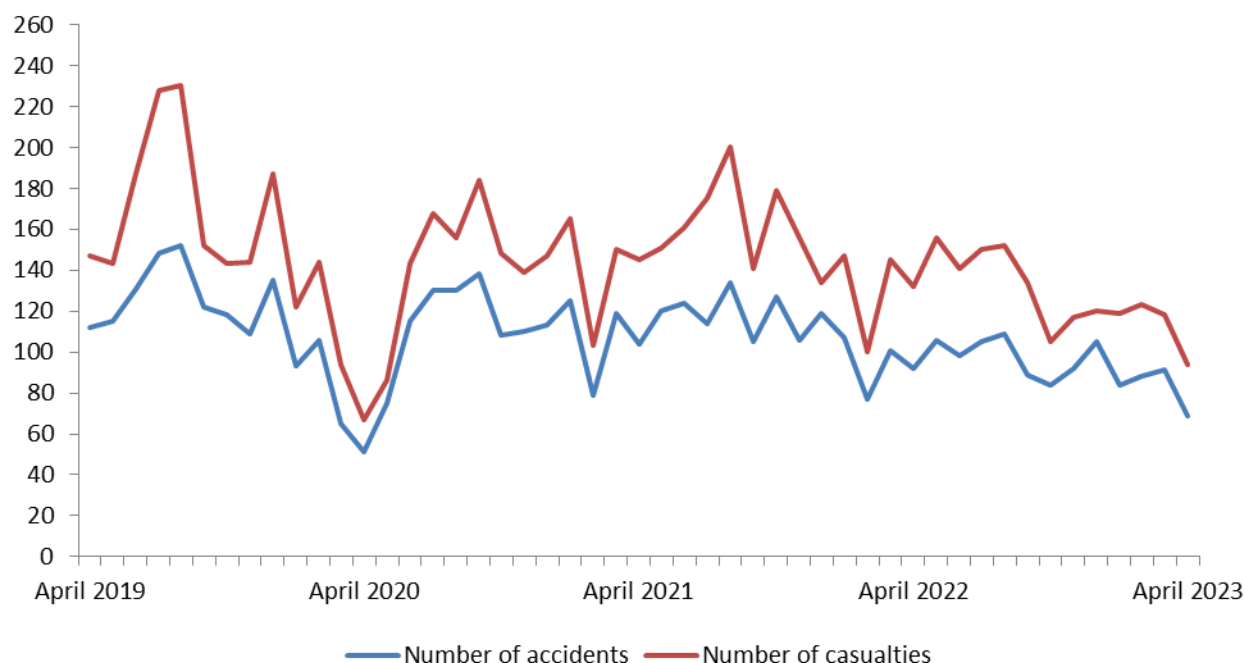


Road accidents

April 2023

Tirana, 18 May 2023: In April 2023, are counted 69 road accidents, from 92 casualties occurred in April 2022. The number of road accidents decreased by 25.0 %.

Fig. 1 Road accidents and number of casualties (killed and injured), April 2019 – April 2023



Source: General Directorate of State's Police, INSTAT's calculations

The number of casualties (killed and injured) is 94 from 132 persons in April 2022.

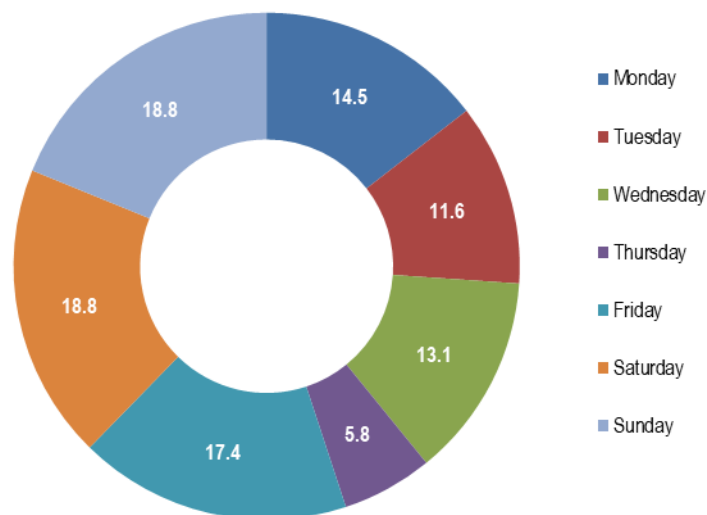
The road accidents, in 87.0 % of cases, occurred as a result of the driver's behavior. The highest number of accidents in this period was carried out by the age group up to 24 year, accounting for 24.6 % of the total number of accidents. Accidents in this age group have decreased by 15.0 %, compared to the same period of the previous year.

For publication 18/05/2023

Continues

In April 2023, the highest number of road accidents occurred on Saturdays and Sundays, while the lowest number of accidents occurred on Thursdays.

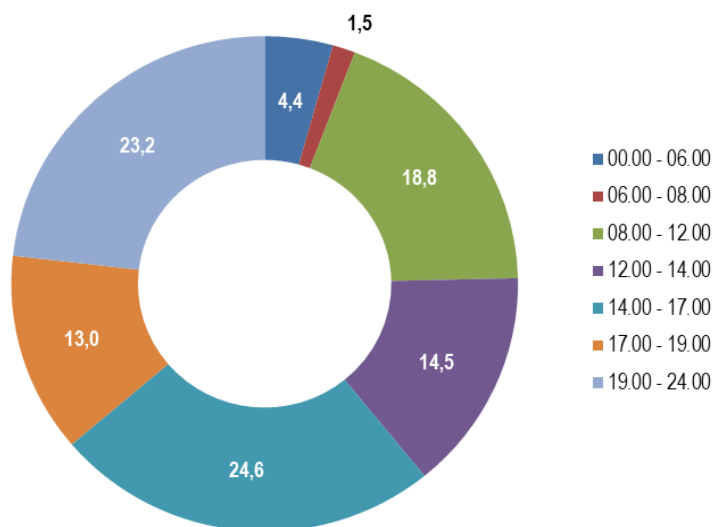
Fig. 2 Road accidents by day of the week in %, April 2023



Source: General Directorate of State's Police, INSTAT's calculations

In April 2023, 24.6 % of road accidents occurred during the time frame 14:00-17:00.

Fig. 3 Road accidents by time of occurrence in %, April 2023



Source: General Directorate of State's Police, INSTAT's calculations

In the first four months of 2023, have occurred 332 road accidents from 377 accidents, compared to the same period of the previous year. The number of road accidents decreased by 11.9 %.

The number of casualties (killed and injured) is 454 persons from 524 persons in the same period of the previous year.

Road accidents, in 18.1 % of the cases, occurred as a result of pedestrian behavior. During this period, the number of accidents by the pedestrian behavior has increased 20.0 % compared to the same period of the previous year.

Tab. 1 Road accidents and number of casualties by gender

Period	Total	Killed and injured persons	
	Accidents	Female	Male
April 2022	92	42	90
April 2023	69	26	68
The annual change (%)	-25.0	-38.1	-24.4
January-April 2022	377	149	375
January-April 2023	332	141	313
The annual change (%)	-11.9	-5.4	-16.5

Source: General Directorate of State's Police, INSTAT's calculations

Tab. 2 Road accidents and number of killed persons by users of road

Period	Behavior of the driver	Accidents by	Killed and injured persons	
		Behavior of the pedestrian	Behavior of the driver	Behavior of the pedestrian
April 2022	78	14	118	14
April 2023	60	9	83	11
The annual change (%)	-23.1	-35.7	-29.7	-21.4
January-April 2022	327	50	468	56
January-April 2023	272	60	390	64
The annual change (%)	-16.8	20.0	-16.7	14.3

Source: General Directorate of State's Police, INSTAT's calculations

Tab. 3 Road accidents by driver's age

Periudha	0 - 24 years old	25- 34 years old	35- 44 years old	45-59 years old	60+ years old	Left the accident scene
April 2022	20	21	10	22	9	10
April 2023	17	16	14	12	9	1
The annual change (%)	-15.0	-23.8	40.0	-45.5	0.0	-90.0
January-April 2022	75	97	72	74	34	25
January-April 2023	66	90	66	60	41	9
The annual change (%)	-12.0	-7.2	-8.3	-18.9	20.6	-64.0

Source: General Directorate of State's Police, INSTAT's calculations

Tab. 4 Road accidents and number of killed persons by regions

Period	Accidents		Killed and injured persons		Accidents		Killed and injured persons	
	April 2022	April 2023	April 2022	April 2023	Jan. -Apr. 2022	Jan. -Apr. 2023	Jan. -Apr. 2022	Jan. -Apr. April 2023
Albania	92	69	132	94	377	332	524	454
Berat	0	2	0	4	10	10	17	12
Dibër	0	0	0	0	3	6	5	12
Durrës	7	7	15	11	25	48	47	69
Elbasan	2	3	2	7	9	12	13	16
Fier	6	5	6	6	24	17	31	24
Gjirokastrë	6	3	11	4	22	14	40	22
Korçë	5	2	7	5	18	11	23	15
Kukës	5	0	5	0	20	11	29	18
Lezhë	11	8	17	11	41	24	61	38
Shkodër	0	1	0	1	9	5	17	7
Tiranë	46	34	65	41	183	162	222	208
Vlorë	4	4	4	4	13	12	19	13

Source: General Directorate of State's Police, INSTAT's calculations

Methodology

The purpose of the monthly publication of accidents is to present the results and indicators of road accidents such as: the change in the number of monthly accidents. number of killed and injured persons by road accidents classified by gender, the behavior of road users, age and counties in the country comparing with the same period a year ago. The General Directorate of State Police is the institution that provides INSTAT with a comprehensive system of information on road accidents.

Definitions

Accidents: Unwanted or unintended sudden event or a specific chain of such events which have harmful consequences.

Injury accident: Any accident involving at least one road vehicle in motion on a public road or private road to which the public has right of access, resulting in at least one injured or killed person.

Person killed: It is considered any person killed immediately or dying within 30 days as a result of the accident, excluding suicides.

Person injured: Any person who as result of an accident was not killed immediately or not dying within 30 days, but sustained an injury, normally needing medical treatment, excluding attempted suicides.

The behavior of the driver: It implies when the driver does not comply with the traffic rules according to the "Road Code" as sudden braking, ignores signs (signaling) traffic, disregard the speed limit, etc.

Pedestrian Behavior: It implies when pedestrian does not comply with the traffic rules according to the "Road Code" as crossing the road carelessly, etc.

Source of data: The data are provided by Ministry of Internal Affairs/General directorate of State's Police.

The data of a last month on killed persons by road accidents are preliminary and subject of revision. For more: [Statistical Revision Policy](#).

Explanation of Symbols

- 0 value less than half of unit of measure
- no value
- (...) missing data