

Crime and criminal justice statistics, 2022

Tirana, 27 April 2023: In this publication, crime statistics present information on recorded criminal offences, perpetrators of criminal offences, injured persons, criminal proceedings, defendant persons, and data on prisoners.

Recorded criminal offences

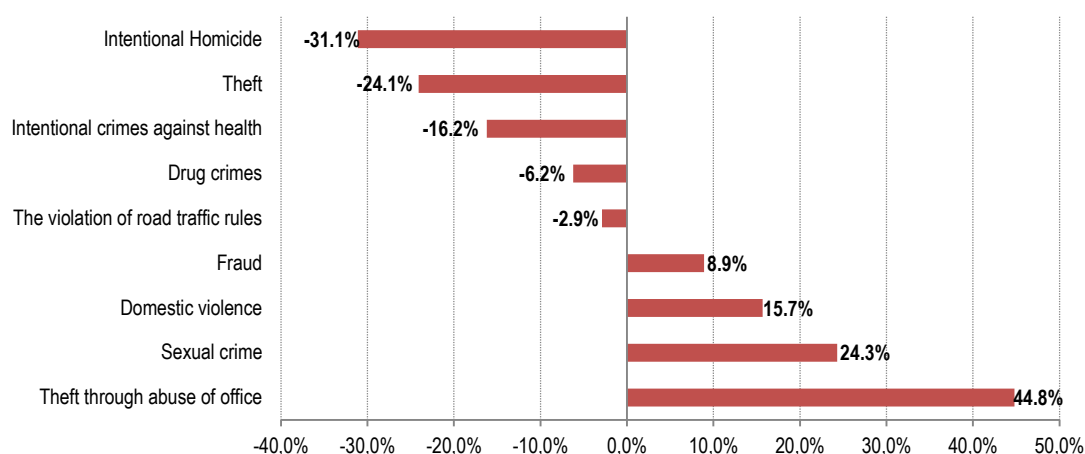
In the year 2022, are recorded in total 33,476 criminal offenses, 4.8 % less, compared to 2021.

Tab 1: Recorded criminal offences

Criminal Offences	2018	2019	2020	2021	2022
Intentional Homicide	51	58	52	61	42
Attempted murder	114	93	114	101	93
Intentional crimes against health	2,493	2,449	2,521	2,176	1,823
Sexual crime	110	155	146	136	169
Theft (article 134)	4,532	4,290	3,909	3,508	2,661
Violent robbery	108	85	88	85	65
Armed robbery	22	13	14	11	13
Theft through abuse of office	70	76	46	67	97
Fraud	1,040	959	876	975	1,062
Counterfeit	82	84	86	67	51
Domestic violence	1,374	1,341	1,505	1,631	1,887
Drug crimes	1,907	1,989	2,086	3,078	2,887
The violation of road traffic rules	5,713	5,652	5,300	5,854	5,682
Other	16,852	17,966	15,993	17,425	16,944
Total	34,468	35,210	32,736	35,175	33,476

Source: General Directorate of Police

Offenses Fraud, Domestic violence, Sexual crime, Theft through abuse of office and Armed robbery have increased compared with last year, while the rest of offenses has declined.

Fig 1: Percentage change of criminal offences, 2022–2021

Source: General Directorate of Police

Perpetrators of criminal offences

In the year 2022, are registered 39,198 perpetrators per criminal offences, 2.9 % less, compared to the year 2021. The number of perpetrators according to criminal offenses includes the number of suspects who may be present in more than one criminal offense and the perpetrator is counted in all offenses where he is suspected. Meanwhile, the number of perpetrators without recurrence in criminal offenses, in 2022 is 32,420 perpetrators, 9.3 % less, compared to the year 2021.

Tab 2: Perpetrators per criminal offences

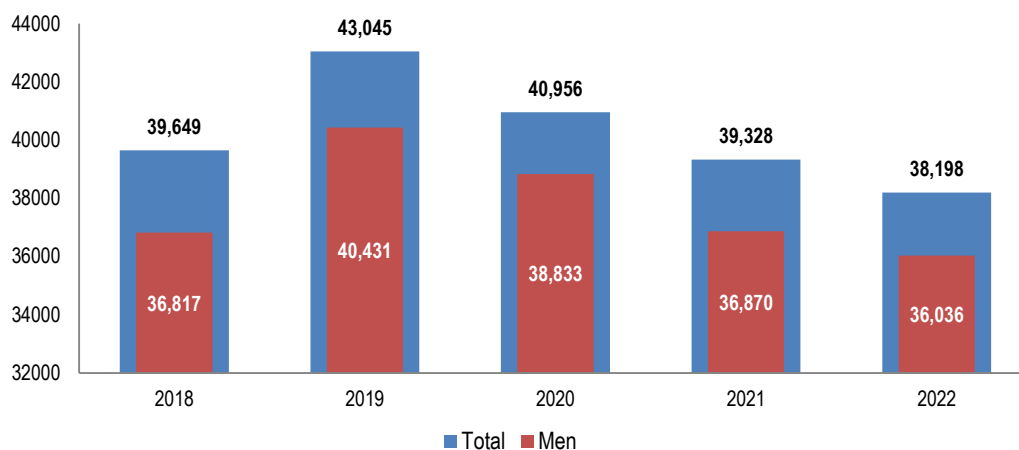
Criminal Offences	2018	2019	2020	2021	2022
Intentional Homicide	60	78	70	67	36
Attempted murder	149	113	139	150	115
Intentional crimes against health	3,264	3,279	3,342	2,964	2,433
Sexual crime	114	162	165	142	178
Theft (article 134)	3,178	2,608	3,019	2,685	1,995
Violent robbery	115	101	94	113	99
Armed robbery	23	34	35	17	19
Theft through abuse of office	77	104	54	89	122
Fraud	1,033	983	954	1,088	1,281
Counterfeit	77	69	69	98	54
Domestic violence	1,459	1,438	1,604	1,733	2,003
Drug crimes	2,357	2,703	3,202	3,793	3,609
The violation of road traffic rules	5,530	5,473	5,128	5,672	5,538
Other	22,213	25,900	23,081	20,717	20,716
Total	39,649	43,045	40,956	39,328	38,198
Author without recurrence in criminal offences	34,537	36,083	35,213	35,745	32,420

Source: General Directorate of Police

For more information, visit INSTAT webpage: <http://www.instat.gov.al/>

Men comprise 94.3 % of the total offenders.

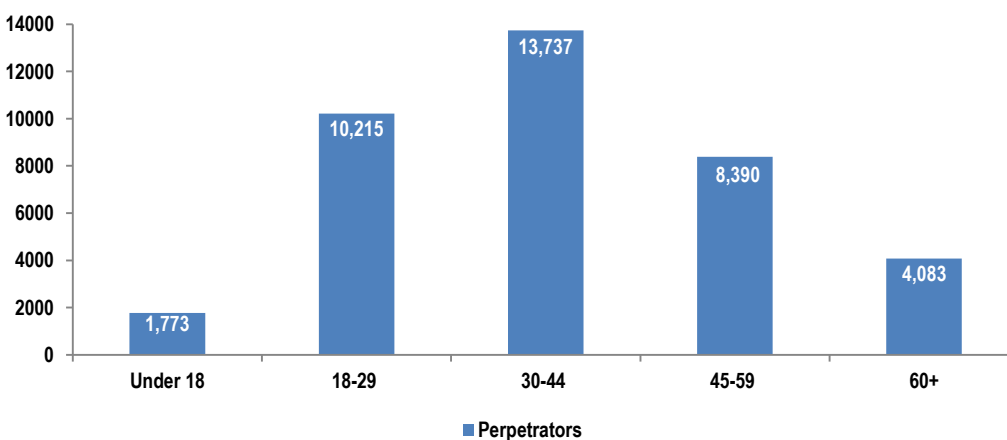
Fig 2: Total number of perpetrators and men perpetrators



Source: General Directorate of Police

In 2022, 36 % of perpetrators are in the group of 30-44 year old, 26.7 % of the 18-29 age group and 22 % belong to the age group 45-59 years.

Fig.3 Perpetrators for criminal offenses by age group, 2022



Source: General Directorate of Police

For more information, visit INSTAT webpage: <http://www.instat.gov.al/>

Injured persons

In 2022 were registered 13,650 injured persons, 19.3 % less persons, compared to the year 2021. Injured persons for crimes against a person account for 40.5 % of the total number of injured persons.

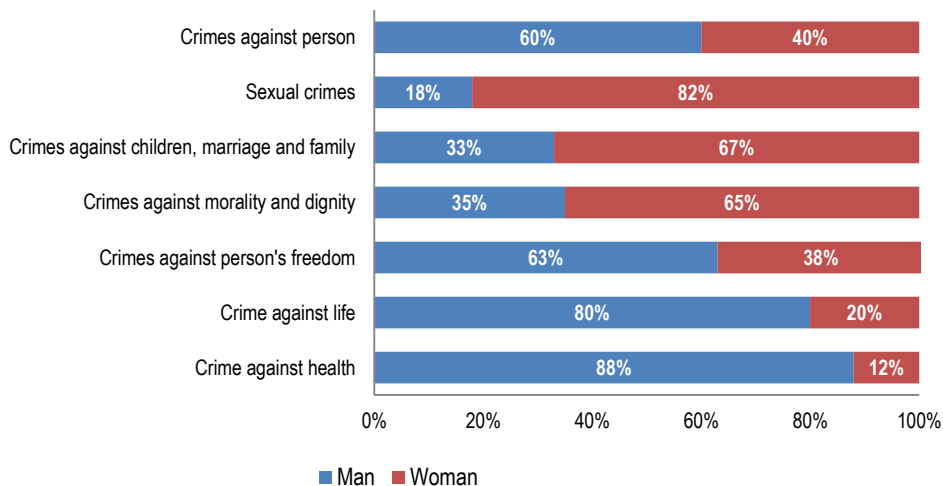
Tab 3: Injured persons for crimes against the person

Injured persons	2018	2019	2020	2021	2022
Crime against life	1,652	1,416	1,466	1,303	970
Crime against health	2,982	2,986	3,072	2,616	1,846
Sexual crimes	105	148	132	129	143
Crimes against person's freedom	173	181	143	120	144
Crimes against morality and dignity	335	321	305	313	268
Crimes against children, marriage and family	1,736	1,652	1,772	1,881	2,119
Other crimes against the person	24	40	38	49	32
Injured persons for crime against the person	7,007	6,744	6,928	6,411	5,522
Total number of injured persons	19,101	18,858	17,829	16,910	13,650

Source: General Directorate of Police

In 2022, 40% of persons injured for crimes against the person were women and their highest percentage is recorded in sexual crimes, crimes against morality, dignity as well as offences against children, marriage and family.

Fig 4: The percentage of injured persons of crimes against the persons by sex, 2022



Source: General Directorate of Police

For more information, visit INSTAT webpage: <http://www.instat.gov.al/>

Criminal proceedings

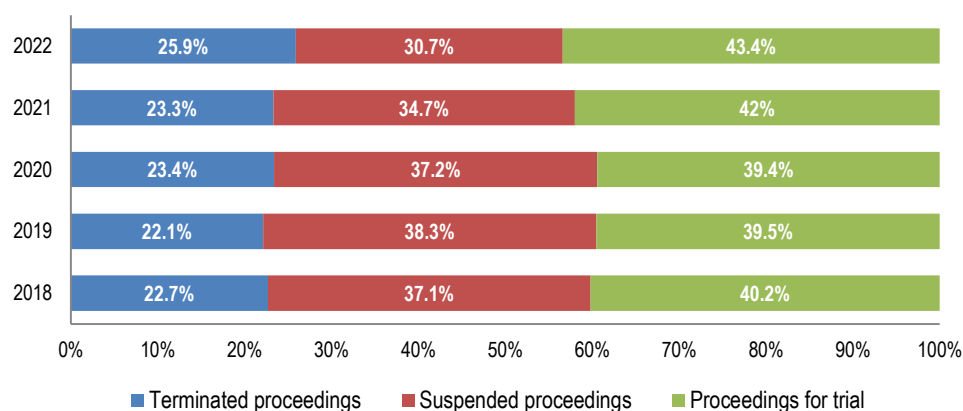
In the year 2022, the total number of registered criminal proceedings was 25,708, 9.3 % more, compared to the year 2021. From 25,853 completed criminal proceedings, 25.9 % of them are terminated, 30.7 % are suspended and 43.4 % are sent in court for trial.

Tab 4: Registered criminal proceedings

Criminal offences	2018	2019	2020	2021	2022
Intentional Homicide	126	137	128	117	93
Attempted murder	52	28	35	48	35
Intentional crimes against health	908	903	861	823	667
Sexual crime	113	158	136	158	162
Theft (article 134)	9,219	8,682	7,812	7,010	6,093
Violent robbery	118	117	123	112	84
Armed robbery	35	15	15	11	16
Theft through abuse of office	114	85	68	78	79
Fraud	872	745	627	752	696
Counterfeit	80	82	75	62	42
Domestic violence	1,209	1,140	1,251	1,406	1,453
Drug crimes	1,524	1,548	1,793	2,069	1,585
The violation of road traffic rules	4,121	4,038	3,911	4,374	4,385
Other	12,898	13,017	11,017	11,329	10,318
Total	31,389	30,695	27,852	28,349	25,708

Source: General Office of Prosecution

Fig 5: The progress of completed proceedings



Source: General Office of Prosecution

For more information, visit INSTAT webpage: <http://www.instat.gov.al/>

Defendant persons

In the year 2022, 16,246 defendants were registered, 0.3 % more, compared to the year 2021.

The criminal offenses of Intentional homicide, Domestic violence, Drug crimes, Violation of road traffic rules, Sexual crime and Armed robbery have increased, compared to last year, while the rest of the criminal offenses have decreased.

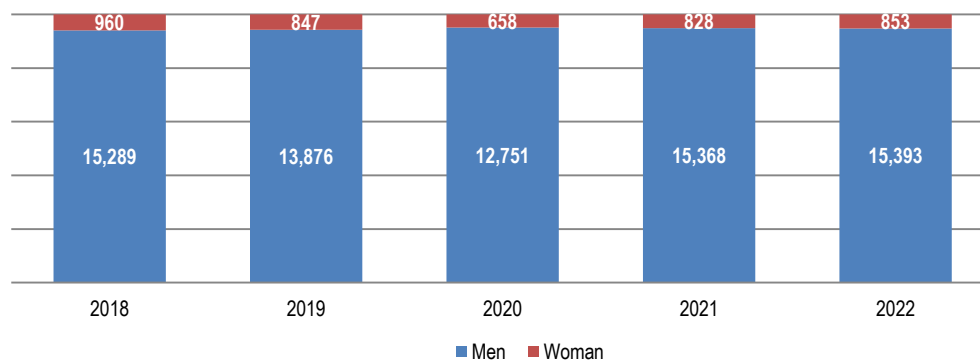
Tab 5: Defendant persons by criminal offences

Criminal offences	2018	2019	2020	2021	2022
Intentional Homicide	111	132	110	87	108
Attempted murder	38	32	28	59	37
Intentional crimes against health	622	542	508	614	527
Sexual crime	66	111	101	128	131
Theft (article 134)	1,299	1,078	979	1,102	1,041
Violent robbery	73	70	73	85	57
Armed robbery	13	18	14	9	13
Theft through abuse of office	68	86	42	68	62
Fraud	446	384	328	328	270
Counterfeit	45	38	22	34	27
Domestic violence	1,198	1,038	1,081	1,304	1,419
Drug crimes	1,183	921	1,033	1,487	1,626
The violation of road traffic rules	3,596	3,152	3,213	3,689	3,955
Other	7,491	7,119	5,877	7,202	6,973
Total	16,249	14,721	13,409	16,196	16,246

Source: General Office of Prosecution

Men make up 94.7 % of the total number of defendants.

Fig 6: Defendant persons by sex



Source: General Office of Prosecution

For more information, visit INSTAT webpage: <http://www.instat.gov.al/>

Prisoners

In the end of the year 2022, are counted 4,944 prisoners, 0.2 % less prisoners, compared to 2021. Most prisoners are male persons, who account for 98.7 % of the total number of prisoners.

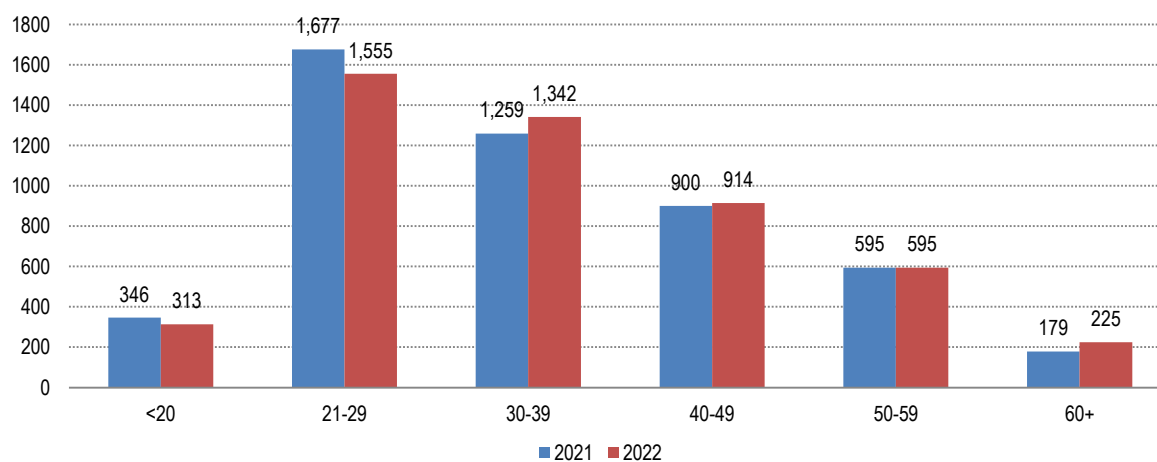
Tab 7: Prisoners by criminal offences

Criminal offences	2018	2019	2020	2021	2022
Robbery	859	811	713	684	733
Homicide	1,053	1,006	1,012	895	944
Injury	94	74	80	95	96
Sexual crime	108	117	112	45	44
Drug crimes	1,706	1,580	1,311	1,431	1,377
Criminal organizations	52	78	71	70	79
Fraud	112	129	121	127	117
Exploitation of prostitution	78	67	51	44	41
Other	1,254	1,183	1,143	1,565	1,513
Total	5,316	5,045	4,614	4,956	4,944

Source: General Directorate of Police

The age group 21-29 has the highest number of prisoners in relation to population. The lowest number is for people over 60 and under 20 years old.

Fig 7: Prisoners for 10 thousand inhabitants by age group



Source: General Directorate of Police

For more information, visit INSTAT webpage: <http://www.instat.gov.al/>

Methodology

Data source:

Data was provided by the State Police Directorate, General Prosecution and General Directorate of Prison.

The data on identified criminal offenses and perpetrators are preliminary and subject to review.

1. Recorded criminal offences

Statistics on recorded criminal offences give a comprehensive view of the cases inflow to the Police during one year. It shows the number of offences that have been reported and recorded as criminal offences by the police.

2. Perpetrators of criminal offences

Data on suspected persons refer to persons suspected by the police for committing a criminal offence. One perpetrator may be present in more than one criminal offense.

3. Injured persons

Injured persons of criminal offences refer to injured persons from the occurrence of a crime during a year.

4. Criminal proceedings

Criminal proceedings refer to cases for which a criminal investigation had been started from prosecution. Registered criminal proceeding for one year refers to new criminal proceedings registered for that year. Terminated proceedings are the proceedings for which the prosecutor at the conclusion of the preliminary investigation decides or asks the court to dismiss the case or the charge, when the cases provided for in Article 328 of the Criminal Procedure Code. Suspended proceedings are the decision of the prosecutor in cases when the perpetrator is not recognized or when the defendant wanders out of a serious illness stopping the further investigation. The statistics on criminal proceedings sent to trial show cases outflow to court in prosecution of a person charged or to be charged for the committing of a crime.

5. Defendant persons

Statistics on defendants presents data on the number of new defendants that goes to court during the referring year from criminal proceedings. In the justice system, in this phase they are not more suspected persons of committing of a criminal offence, as they were in police but they are accused persons.

6. Prisoners

Data on prisoners includes juvenile persons (under 18 years old), adults (over 18 years old) by gender who have been convicted by a final decision and pre-detainees over the years. The number of prisoners shows the prisoners' situation in a given year, including new arrivals and exits that occur for the period in question.

Definitions

Intentional homicide: A criminal offense by which another person is intentionally or negligently deprived of life. Are included articles of Criminal Code: article 76 Murder, article 77 Murder connected with another crime, 78 Premeditated homicide, 78/a Murder for blood feud, 79 Homicides committed in other specific circumstances, 79/a Public officials murder, 79/b Police murder, 79/c Murder for family relationship, 81 Infanticide.

Crimes against health: Are included articles 86 – 90 of Criminal Code of Albania.

Sexual crimes: Are included article 100-108/a of Criminal Code of Albania

Fraud: Are included articles 143-149/b of Criminal Code of Albania.

Counterfeit: Article 183 of Criminal Code of Albania.

Robbery: Includes Article 139 of the Criminal Code.

Violation of road traffic rules: Includes criminal offenses such as: article 290 Violation of road traffic regulations, article 291 Driving vehicles inappropriately, article 273 leaving the scene of an accident.

Drug crimes: Are included article 283 Production and sale of narcotics, article 283/a Trafficking of narcotics, article 284 Cultivation of narcotic plants, article 284/c Production and manufacturing of narcotic and psychotropic substances.