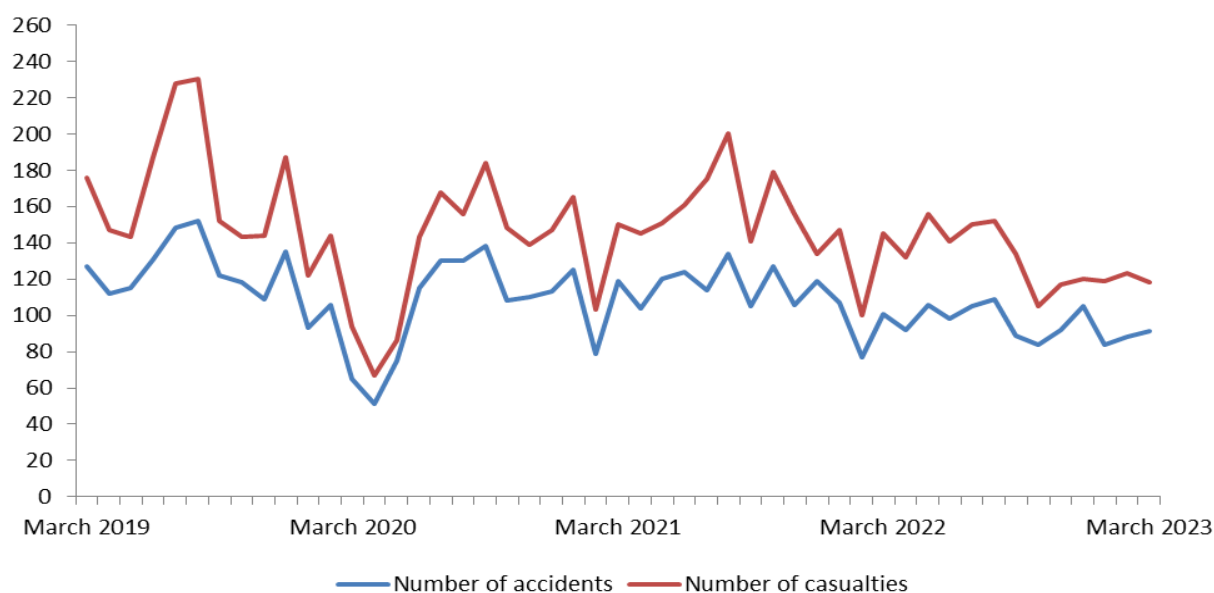


Road accidents

March 2023

Tirana, 19 April 2023: In March 2023, are counted 91 road accidents, from 101 accidents occurred in March 2022. The number of road accidents decreased by 9.9 %.

Fig. 1 Road accidents and number of casualties (killed and injured), March 2019 – March 2023



Source: General Directorate of State's Police, INSTAT calculations

The number of casualties (killed and injured) is 118 from 145 persons in March 2022.

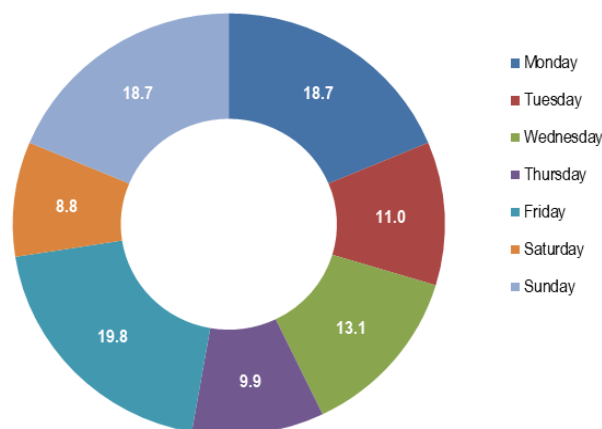
The road accidents, in 80.2 % of cases, occurred as a result of the driver's behavior. The highest number of accidents in this month was carried out by the age group of 25 – 34, accounting for 30.8 % of the total number of accidents. Accidents in this age group have decreased by 6.7 %, compared to the same period of the previous year.

For publication 19/04/2023

Continues

In March 2023, the highest number of road accidents occurred on Fridays, while the lowest number of accidents occurred on Saturdays.

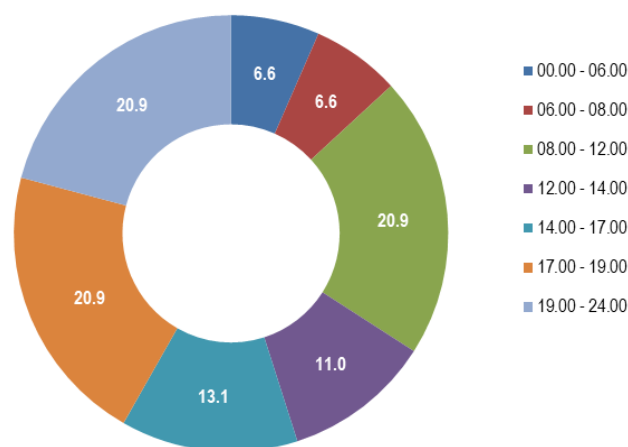
Fig. 2 Road accidents by day of the week in %, March 2023



Source: General Directorate of State's Police, INSTAT calculations

In March 2023, 41.8% of road accidents occurred during the time frame 17:00-24:00.

Fig. 3 Road accidents by time of occurrence in %, March 2023



Source: General Directorate of State's Police, INSTAT calculations

In the first quarter of 2023, are counted 263 road accidents from 285 accidents occurred compared to the same period of the previous year. The number of road accidents decreased by 7.7 %.

The number of casualties (killed and injured) is 360 from 392 persons in the same period of the previous year.

Road accidents, in 19.4 % of the cases, occurred as a result of pedestrian behavior. During this period, the number of accidents by the pedestrian behavior has increased 41.7 % compared to the same period of the previous year.

Tab. 1 Road accidents and number of casualties by gender

| Period | Total | Killed and injured persons | |
|------------------------------|-------------|----------------------------|--------------|
| | Accidents | Female | Male |
| March 2022 | 101 | 39 | 106 |
| March 2023 | 91 | 34 | 84 |
| The annual change (%) | -9.9 | -12.8 | -20.8 |
| January-March 2022 | 285 | 107 | 285 |
| January -March 2023 | 263 | 115 | 245 |
| The annual change (%) | -7.7 | 7.5 | -14.0 |

Source: General Directorate of State's Police, INSTAT's calculation

Tab. 2 Road accidents and number of killed persons by users of road

| Period | Behavior of the driver | Accidents by | Killed and injured persons | |
|------------------------------|------------------------|----------------------------|----------------------------|----------------------------|
| | | Behavior of the pedestrian | Behavior of the driver | Behavior of the pedestrian |
| March 2022 | 94 | 7 | 138 | 7 |
| March 2023 | 73 | 18 | 100 | 18 |
| The annual change (%) | -22.3 | 157.1 | -27.5 | 157.1 |
| January-March 2022 | 249 | 36 | 350 | 42 |
| January -March 2023 | 212 | 51 | 307 | 53 |
| The annual change (%) | -14.9 | 41.7 | -12.3 | 26.2 |

Source: General Directorate of State's Police, INSTAT's calculation

Tab. 3 Road accidents by driver's age

| Period | 0 - 24 years old | 25- 34 years old | 35- 44 years old | 45-59 years old | 60+ years old | Left the accident scene |
|------------------------------|---------------------|---------------------|---------------------|--------------------|------------------|----------------------------|
| March 2022 | 20 | 30 | 25 | 17 | 6 | 3 |
| March 2023 | 19 | 28 | 15 | 15 | 13 | 1 |
| The annual change (%) | -5.0 | -6.7 | -40.0 | -11.8 | 116.7 | -66.7 |
| January-March 2022 | 55 | 76 | 62 | 52 | 25 | 15 |
| January-March 2023 | 49 | 74 | 52 | 48 | 32 | 8 |
| The annual change (%) | -10.9 | -2.6 | -16.1 | -7.7 | 28.0 | -46.7 |

Source: General Directorate of State's Police, INSTAT's calculation

Tab. 4 Road accidents and number of killed persons by regions

| Period | Accidents | | Killed and injured persons | | Accidents | | Killed and injured persons | |
|----------------|---------------|---------------|----------------------------|---------------|------------------------|------------------------|----------------------------|------------------------|
| | March 2022 | March 2023 | March 2022 | March 2023 | Jan.- March 2022 | Jan.- March 2023 | Jan.- March 2022 | Jan.- March 2023 |
| Albania | 101 | 91 | 145 | 118 | 285 | 263 | 392 | 360 |
| Berat | 4 | 3 | 7 | 3 | 10 | 8 | 17 | 8 |
| Dibër | 1 | 3 | 3 | 3 | 3 | 6 | 5 | 12 |
| Durrës | 6 | 14 | 14 | 24 | 18 | 41 | 32 | 58 |
| Elbasan | 2 | 1 | 2 | 1 | 7 | 9 | 11 | 9 |
| Fier | 5 | 5 | 7 | 5 | 18 | 12 | 25 | 18 |
| Gjirokastrë | 7 | 3 | 15 | 4 | 16 | 11 | 29 | 18 |
| Korçë | 6 | 5 | 9 | 5 | 13 | 9 | 16 | 10 |
| Kukës | 5 | 4 | 5 | 5 | 15 | 11 | 24 | 18 |
| Lezhë | 9 | 6 | 15 | 8 | 30 | 16 | 44 | 27 |
| Shkodër | 4 | 2 | 6 | 2 | 9 | 4 | 17 | 6 |
| Tiranë | 49 | 42 | 58 | 54 | 137 | 128 | 157 | 167 |
| Vlorë | 3 | 3 | 4 | 4 | 9 | 8 | 15 | 9 |

Source: General Directorate of State's Police, INSTAT's calculation

Methodology

The purpose of the monthly publication of accidents is to present the results and indicators of road accidents such as: the change in the number of monthly accidents. Number of killed and injured persons by road accidents classified by gender, the behavior of road users, age and counties in the country comparing with the same period a year ago. The General Directorate of State Police is the institution that provides INSTAT with a comprehensive system of information on road accidents.

Definitions

Accidents: Unwanted or unintended sudden event or a specific chain of such events which have harmful consequences.

Injury accident: Any accident involving at least one road vehicle in motion on a public road or private road to which the public has right of access, resulting in at least one injured or killed person.

Person killed: It is considered any person killed immediately or dying within 30 days as a result of the accident, excluding suicides.

Person injured: Any person who as result of an accident was not killed immediately or not dying within 30 days, but sustained an injury, normally needing medical treatment, excluding attempted suicides.

The behavior of the driver: It implies when the driver does not comply with the traffic rules according to the "Road Code" as sudden braking, ignores signs (signaling) traffic, disregard the speed limit, etc.

Pedestrian Behavior: It implies when pedestrian does not comply with the traffic rules according to the "Road Code" as crossing the road carelessly, etc.

Source of data: The data are provided by Ministry of Internal Affairs/General directorate of State's Police.

The data of a last month on killed persons by road accidents are preliminary and subject of revision. For more: [Statistical Revision Policy](#).

Explanation of Symbols

- 0 value less than half of unit of measure
- no value
- (...) missing data