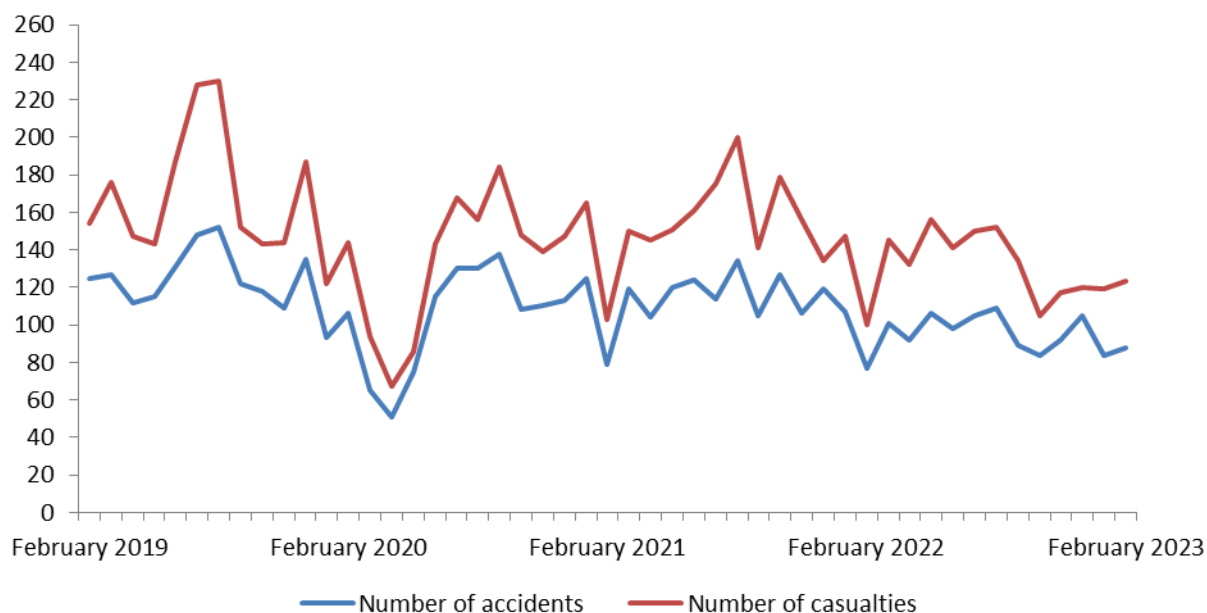


# Road accidents

## February 2023

**Tirana, 20 March 2023:** In February 2023, are counted 88 road accidents, from 77 accidents occurred in February 2022. The number of road accidents increased by 14.3 %.

**Fig. 1 Road accidents and number of casualties (killed and injured), February 2019 – February 2023**



Source: General Directorate of State's Police, INSTAT calculations

The number of casualties (killed and injured) is 123 from 100 persons in February 2022.

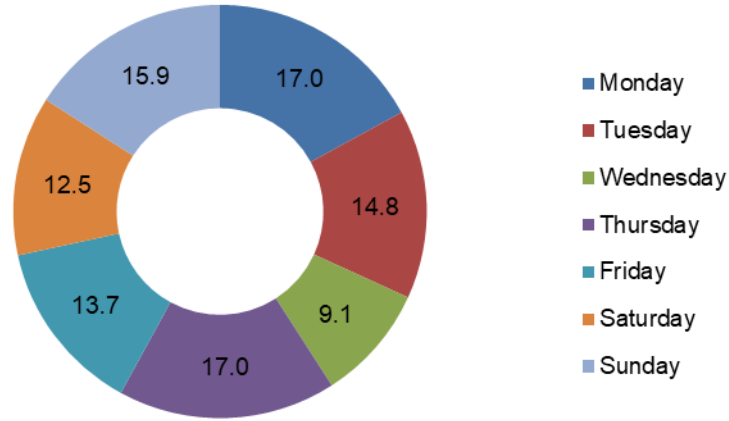
The road accidents, in 81.8 % of cases, occurred as a result of the driver's behavior. The highest number of accidents in this month was carried out by the age group of 35 – 44, accounting for 22.7 % of the total number of accidents. Accidents in this age group have increased by 11.1 %, compared to the same period of the previous year.

**For publication 20/03/2023**

*Continues*

In February 2023, the highest number of road accidents occurred on Mondays and Thursdays, while the lowest number of accidents occurred on Wednesdays.

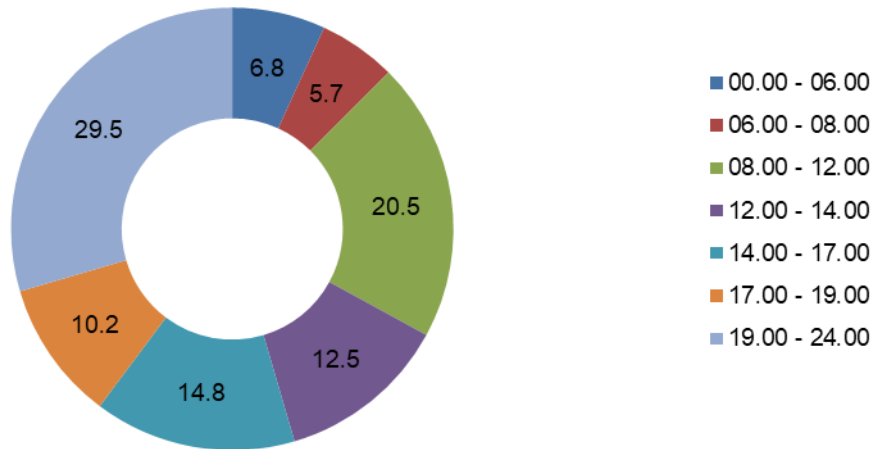
Fig. 2 Road accidents by day of the week in %, February 2023



Source: General Directorate of State's Police, INSTAT calculations

The highest number of road accidents occurred during the time frame 19:00-24:00, constituting 29.5% of the total number of accidents in February 2023.

Fig. 3 Road accidents by time of occurrence in %, February 2023



Source: General Directorate of State's Police, INSTAT calculations

In the first two months of 2023, are counted 172 road accidents from 184 accidents occurred compared to the same period of the previous year. The number of road accidents decreased by 6.5 %.

The number of casualties (killed and injured) is 242 from 247 persons in the same period of the previous year.

Road accidents, in 19.2 % of the cases, occurred as a result of pedestrian behavior. During this period, the number of accidents by the pedestrian behavior has increased 13.8 % compared to the same period of the previous year.

**Tab. 1 Road accidents and number of casualties by gender**

Period	Total	Killed and injured persons	
	Accidents	Female	Male
February 2022	77	30	70
February 2023	88	37	86
<b>The annual change (%)</b>	<b>14.3</b>	<b>23.3</b>	<b>22.9</b>
January-February 2022	184	68	179
January -February 2023	172	81	161
<b>The annual change (%)</b>	<b>-6.5</b>	<b>19.1</b>	<b>-10.1</b>

Source: General Directorate of State's Police, INSTAT's calculation

**Tab. 2 Road accidents and number of killed persons by users of road**

Period	Accidents by		Killed and injured persons	
	Behavior of the driver	Behavior of the pedestrian	Behavior of the driver	Behavior of the pedestrian
February 2022	68	9	90	10
February 2023	72	16	106	17
<b>The annual change (%)</b>	<b>5.9</b>	<b>77.8</b>	<b>17.8</b>	<b>70.0</b>
January-February 2022	155	29	212	35
January -February 2023	139	33	207	35
<b>The annual change (%)</b>	<b>-10.3</b>	<b>13.8</b>	<b>-2.4</b>	<b>0.0</b>

Source: General Directorate of State's Police, INSTAT's calculation

**Tab. 3 Road accidents by driver's age**

Period	0 - 24 years old	25- 34 years old	35- 44 years old	45-59 years old	60+ years old	Left the accident scene
February 2022	16	15	18	13	10	5
February 2023	17	18	20	18	12	3
<b>The annual change (%)</b>	<b>6.3</b>	<b>20.0</b>	<b>11.1</b>	<b>38.5</b>	<b>20.0</b>	<b>-40.0</b>
January-February 2022	35	46	37	35	19	12
January-February 2023	30	46	37	33	19	7
<b>The annual change (%)</b>	<b>-14.3</b>	<b>0.0</b>	<b>0.0</b>	<b>-5.7</b>	<b>0.0</b>	<b>-41.7</b>

Source: General Directorate of State's Police, INSTAT's calculation

**Tab. 4 Road accidents and number of killed persons by regions**

Period	Accidents		Killed and injured persons		Accidents		Killed and injured persons	
	February 2022	February 2023	February 2022	February 2023	Jan.- February 2022	Jan.- February 2023	Jan.- February 2022	Jan.- February 2023
<b>Albania</b>	<b>77</b>	<b>88</b>	<b>100</b>	<b>123</b>	<b>184</b>	<b>172</b>	<b>247</b>	<b>242</b>
Berat	2	1	2	1	6	5	10	5
Dibër	1	2	1	2	2	3	2	9
Durrës	5	11	10	13	12	27	18	34
Elbasan	2	2	6	2	5	8	9	8
Fier	6	4	7	6	13	7	18	13
Gjirokastrë	5	3	8	3	9	8	14	14
Korcë	3	3	3	4	7	4	7	5
Kukës	1	5	1	11	10	7	19	13
Lezhë	8	7	8	13	21	10	29	19
Shkodër	2	2	8	4	5	2	11	4
Tiranë	39	45	42	61	88	86	99	113
Vlorë	3	3	4	3	6	5	11	5

Source: General Directorate of State's Police, INSTAT's calculation

# Methodology

The purpose of the monthly publication of accidents is to present the results and indicators of road accidents such as: the change in the number of monthly accidents. number of killed and injured persons by road accidents classified by gender, the behavior of road users, age and counties in the country comparing with the same period a year ago. The General Directorate of State Police is the institution that provides INSTAT with a comprehensive system of information on road accidents.

## Definitions

**Accidents:** Unwanted or unintended sudden event or a specific chain of such events which have harmful consequences.

**Injury accident:** Any accident involving at least one road vehicle in motion on a public road or private road to which the public has right of access, resulting in at least one injured or killed person.

**Person killed:** It is considered any person killed immediately or dying within 30 days as a result of the accident, excluding suicides.

**Person injured:** Any person who as result of an accident was not killed immediately or not dying within 30 days, but sustained an injury, normally needing medical treatment, excluding attempted suicides.

**The behavior of the driver:** It implies when the driver does not comply with the traffic rules according to the "Road Code" as sudden braking, ignores signs (signaling) traffic, disregard the speed limit, etc.

**Pedestrian Behavior:** It implies when pedestrian does not comply with the traffic rules according to the "Road Code" as crossing the road carelessly, etc.

**Source of data:** The data are provided by Ministry of Internal Affairs/General directorate of State's Police.

*The data of a last month on killed persons by road accidents are preliminary and subject of revision. For more: [Statistical Revision Policy](#).*

## Explanation of Symbols

- 0 value less than half of unit of measure
- no value
- (...) missing data