

# Accommodation Establishments

## November 2022

**Tirana, 19 January 2023:** In November 2022, the occupancy indicators of accommodation establishments are presented as below:

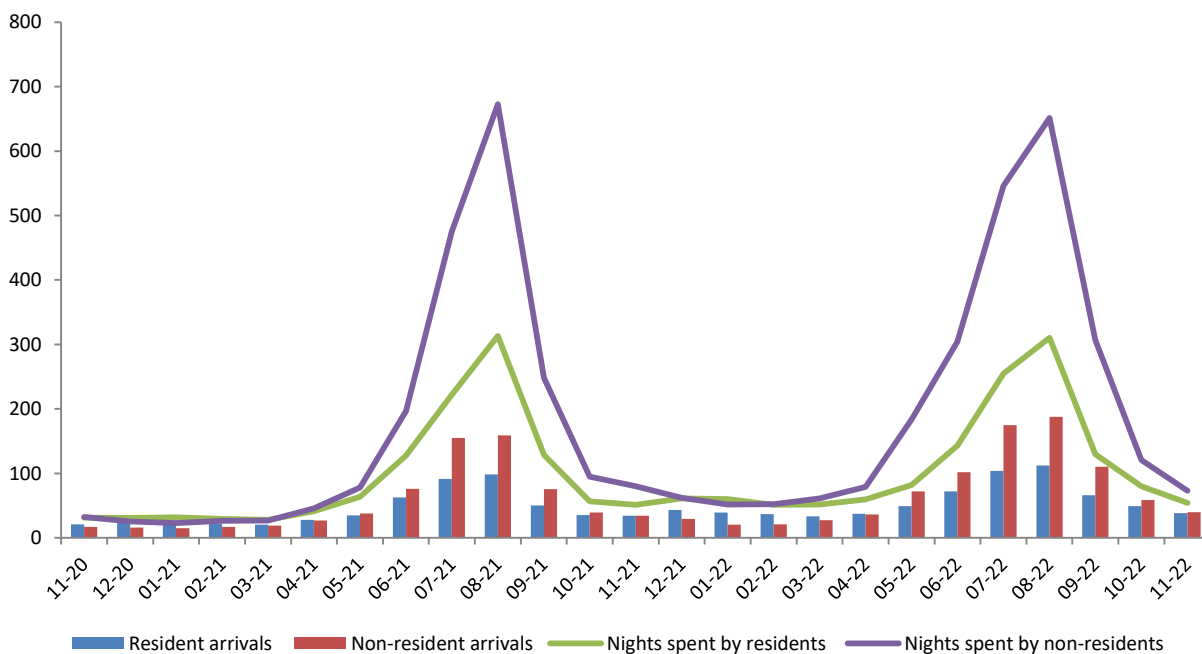
The number of total arrivals has increased by 13.5 %, compared to November 2021. The same trends follow the two below indicators:

- number of resident arrivals increased by 11.8 %;
- number of non-resident arrivals increased by 15.2 %;

The number of total nights spent has decreased by 2.7 %, compared to November 2021. Other indicators are presented as below:

- number of nights spent by residents increased by 6.0 %;
- number of nights spent by non-residents decreased by 8.2 %;

**Fig. 1 Total arrivals and nights spent (number in thousand)**



**For publication 19/01/2023**

## Arrivals

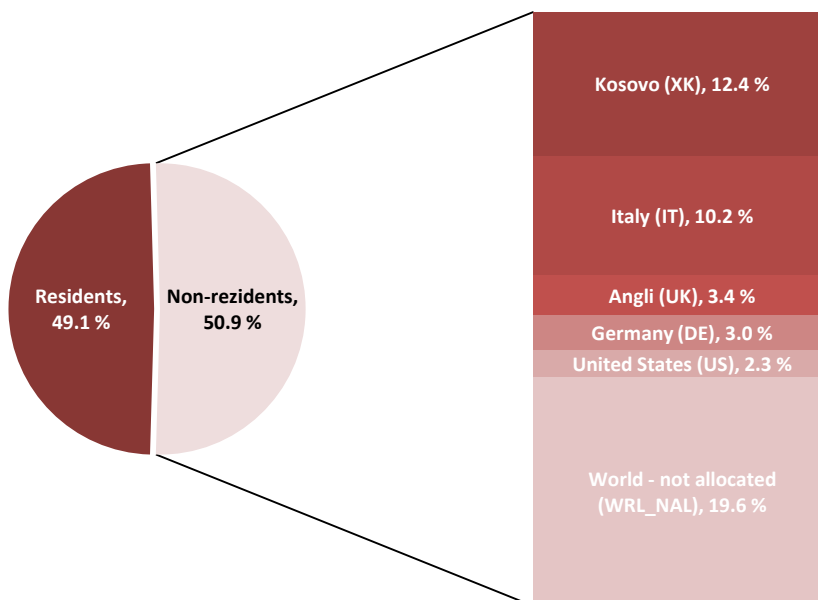
During November 2022, there was an increase in the number of total arrivals by 13.5 %, compared to November 2021. The number of resident arrivals who were accommodated in the Center Region marked the highest increase by 63.8 %. In Coastal areas this indicator has increased by 17.6 %, compared to the same period of the previous year. The number of resident arrivals who were accommodated in the “Hotels and similar accommodation” marked the highest increase of 12.7 %.

In November 2022, the highest number of visitors results:

- by regions in the “Center Region” (53.4 %);
- by location close to the sea in “Non-coastal areas” (65.7 %);
- by type of accommodation establishments in “Hotels and similar accommodation” (97.1 %);

**Tab.1 Arrivals by region, location close to the sea and type of accommodation**

|   | November<br>2020 | Resident<br>November<br>2021 | November<br>2022 | November<br>2020 | Non-resident<br>November<br>2021 | November<br>2022 |
|---|------------------|------------------------------|------------------|------------------|----------------------------------|------------------|
| <b>Regions</b>  |                  |                              |                  |                  |                                  |                  |
| Northern region   | 2,862            | 9,164                        | 7,398            | 1,412            | 5,925                            | 9,969            |
| Center region   | 8,454            | 10,933                       | 17,912           | 14,099           | 24,310                           | 23,715           |
| Southern region   | 9,613            | 14,112                       | 12,937           | 1,342            | 4,237                            | 6,039            |
| <b>Type of location close to the sea</b>                      |                  |                              |                  |                  |                                  |                  |
| Coastal area  | 4,356            | 9,884                        | 11,619           | 6,046            | 13,244                           | 15,138           |
| Non-coastal area  | 16,573           | 24,325                       | 26,628           | 10,807           | 21,228                           | 24,585           |
| <b>Type of accommodation</b>                                  |                  |                              |                  |                  |                                  |                  |
| Hotels and similar accommodation                              | 20,217           | 32,897                       | 37,059           | 16,606           | 33,908                           | 38,637           |
| Holiday and other short-stay accommodation                    | 526              | 1,115                        | 1,117            | 247              | 433                              | 524              |
| Camping grounds, recreational vehicle parks and trailer parks | 186              | 197                          | 71               | -                | 131                              | 562              |
| <b>Total</b>  | <b>20,929</b>    | <b>34,209</b>                | <b>38,247</b>    | <b>16,853</b>    | <b>34,472</b>                    | <b>39,723</b>    |

**Fig.2 Non-residents arrivals by country of residence (%)**

### Nights spent

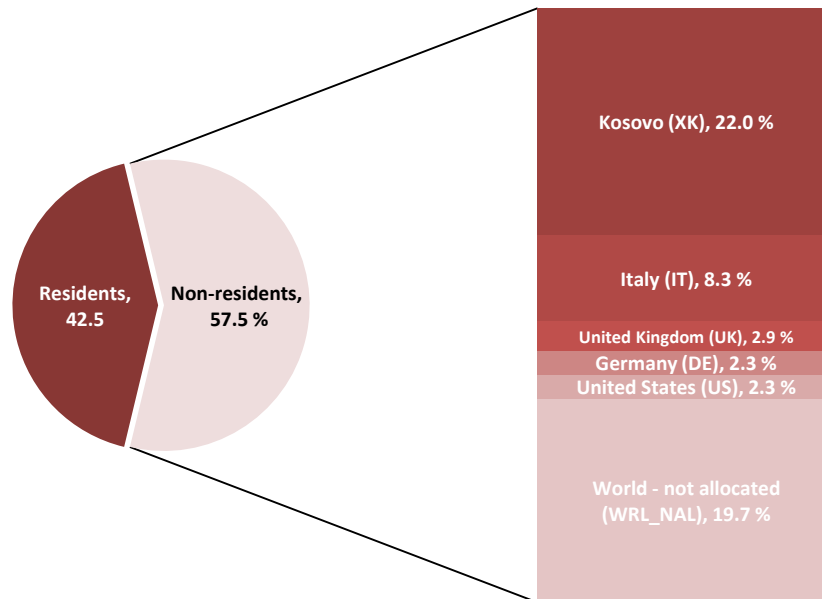
During November 2022 the total number of nights spent decreased by 2.7 % compared to November 2021. The number of nights spent by residents who have been accommodated in Center Region has marked the highest increase by 39.7 %. In non-coastal areas has increased by 12.5 %, compared to the same period of the previous year. The number of nights spent by residents who have been accommodated in “Hotels and similar accommodation” has marked the highest increase by 7.5 %.

In November 2022, the highest number of nights spent was realized:

- by regions in the “Center Region” (60.7 %);
- by areas of proximity to the coast in “Non-coastal areas” (59.6 %);
- by type of accommodation structures in “Hotels and similar accommodation” (97.5 %);

**Tab.2 Nights spent by region, location close to the sea and type of accommodation**

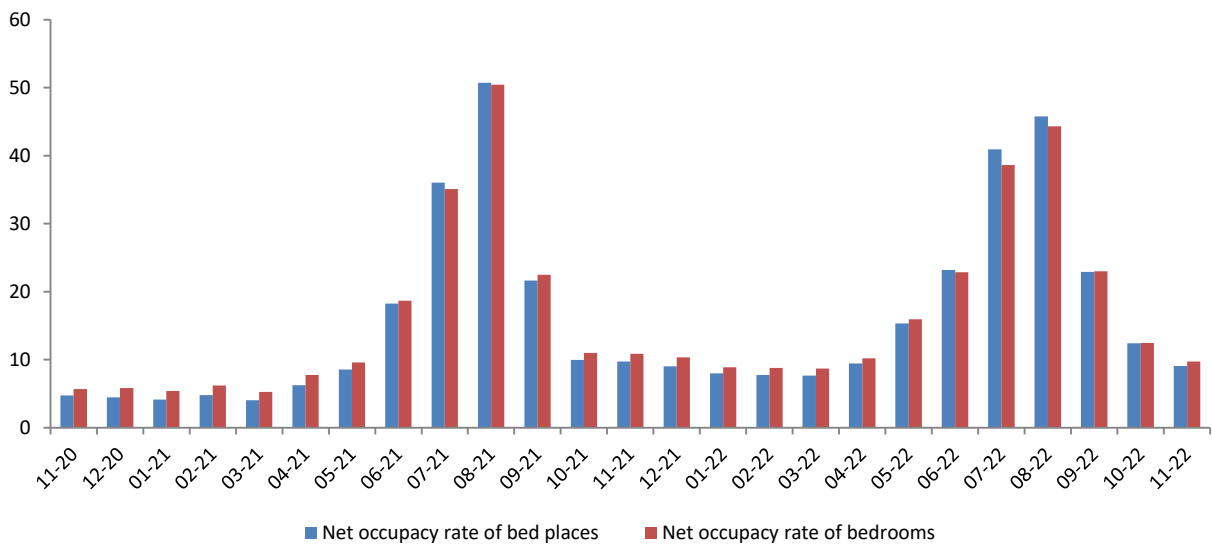
|   | November<br>2020 | Resident<br>November<br>2021 | November<br>2022 | November<br>2020 | Non-resident<br>November<br>2021 | November<br>2022 |
|---|------------------|------------------------------|------------------|------------------|----------------------------------|------------------|
| <b>Regions</b>  |                  |                              |                  |                  |                                  |                  |
| Northern region   | 5,617            | 11,888                       | 9,083            | 4,077            | 11,210                           | 12,179           |
| Center region   | 12,566           | 19,613                       | 27,392           | 24,630           | 58,661                           | 50,047           |
| Southern region   | 13,140           | 19,589                       | 17,658           | 3,891            | 10,104                           | 11,152           |
| <b>Type of location close to the sea</b>                      |                  |                              |                  |                  |                                  |                  |
| Coastal area  | 6,835            | 19,472                       | 18,549           | 11,218           | 39,075                           | 32,927           |
| Non-coastal area  | 24,488           | 31,618                       | 35,584           | 21,380           | 40,900                           | 40,451           |
| <b>Type of accommodation</b>                                  |                  |                              |                  |                  |                                  |                  |
| Hotels and similar accommodation                              | 28,727           | 48,863                       | 52,504           | 30,985           | 78,874                           | 71,858           |
| Holiday and other short-stay accommodation                    | 2,410            | 1,981                        | 1,521            | 1,613            | 821                              | 886              |
| Camping grounds, recreational vehicle parks and trailer parks | 186              | 246                          | 108              | -                | 280                              | 634              |
| <b>Total</b>  | <b>31,323</b>    | <b>51,090</b>                | <b>54,133</b>    | <b>32,598</b>    | <b>79,975</b>                    | <b>73,378</b>    |

**Fig.3 Non-residents nights spent by country of residence (%)**

**Net occupancy rate**

Net occupancy rates, of bedrooms and bed places, are two indicators that measure the percentage of accommodation capacities use, bedrooms and bed places available for visitors. During this month, net occupancy rate of bedrooms of "Hotels and similar accommodation" is 9.7 %, against to 10.9 % that was in November 2021. Net occupancy rate of bed places of "Hotels and similar accommodation" is 9.1 %, compared to 9.7 % that was in November 2021.

**Fig.3 Net occupancy rates (%)**



# Methodology

## General information:

**INSTAT** calculates and publishes the indicators of accommodation statistics which represent the tourism offer in the country.

**The purpose of the survey** to accommodation establishments is to monitor tourism activities, to calculate statistical variables about accommodation offer of Albanian tourism, which are important to determine the trend of capacity development in the tourism sector. Data are collected every month through the questionnaire "Survey of Accommodation Establishments".

## Coverage area

The scope of observation (or the target population) in accommodation statistics includes all tourist accommodation establishments from the Statistical Business Register of 2020. Tourism accommodation establishments are classified and described in groups according to NACE Rev. 2 classification as follow:

**55.10 Hotels and similar accommodation.** This class includes accommodation provided by: hotels, resort hotels, suite/apartment hotels and motels.

**55.20 Holiday and other short-stay accommodation.** This class includes accommodation provided by: children and other holiday homes, visitor flats and bungalows, cottages and cabins without housekeeping services, youth hostels and mountain refuges.

**55.30 Camping grounds, recreational vehicle parks and trailer parks.** This class includes: provision of accommodation in campgrounds, trailer parks, recreational camps and fishing and hunting camps for short stay visitors.

Non-registered visitors and accommodation establishments are not subject of this survey.

**Indicators** collected from the survey include:

- Arrivals of residents;
- Arrivals of non-residents;
- Nights spent of residents;
- Nights spent of non-residents;
- Occupied bedrooms by residents;
- Occupied bedrooms by non-residents);
- Number of bedrooms;
- Number of bed places;

Data collection and data processing methodology is based on Annex I of Regulation (EU) No 692/2011 of the European Parliament and of the Council of 6 November 2011 concerning European statistics on tourism.

### Definitions:

**The accommodation establishment** includes all tourist accommodation establishments providing, as a paid service (although the price might be partially or fully subsidised), short-term or short-stay accommodation services.

**Bedroom:** or dwelling is the unit formed by one room or groups of rooms which are rented by tourists as a whole (and constituting an indivisible rental).

**Bed place:** is determined by the number of persons who can stay overnight in the beds set up in the establishment, ignoring any extra beds that November be set up upon customer request.

**Arrival:** is defined as a person who stays at least one night in the hotel, children included.

**Resident:** is considered a person who has resided in Albania for more than 12 consecutive months.

**Non-Resident:** is considered a person who has not resided in Albania for more than 12 consecutive months.

**A night spent:** (or overnight stay) is each night a guest / tourist (resident or non-resident) actually spends (sleeps or stays) in a tourist accommodation establishment or non-rented accommodation.

**The net occupancy rate of bed places** =  $\frac{\text{Number of nights spent}}{\text{Number of available bed places}} * 100$  measures the percentage of occupied bed places for "Hotels and similar accommodation".

**The net occupancy rate of bedrooms** =  $\frac{\text{Number of occupied bedrooms}}{\text{Number of available bedrooms}} * 100$  measures the percentage of occupied bedrooms for "Hotels and similar accommodation".

**Statistical regions** at level 1, 2 and 3 are defined according to the NUTS II territorial division, which is a unified classification and is used as a basis for the collection and processing of European Regional Statistics. The information below includes which prefectures are in the North, Centre and South region.

**Northern Region:** Dibër; Durrës; Kukës; Lezhë; Shkodër

**Centre Region:** Elbasan; Tiranë

**South Region:** Berat; Fier; Gjirokastrë; Korçë; Vlorë

**Coastal areas** are Local Administrative Units (LAUs) that are on or near a coastline. Coastal areas are classified according to the following two categories:

- **Coastal areas:** LAUs bordering the coastline or LAUs having at least 50% of their surface at a distance of 10 km from the coastline;
- **Non-coastal areas:** LAUs that are not "coastal areas"; which means LAUs that are not bordered by the coastline and have less than 50% of their surface at a distance of 10 km from the coastline.