

Accommodation Establishments

August 2022

Tirana, 19 October 2022: In August 2022, the occupancy indicators of accommodation establishments are presented as bellow:

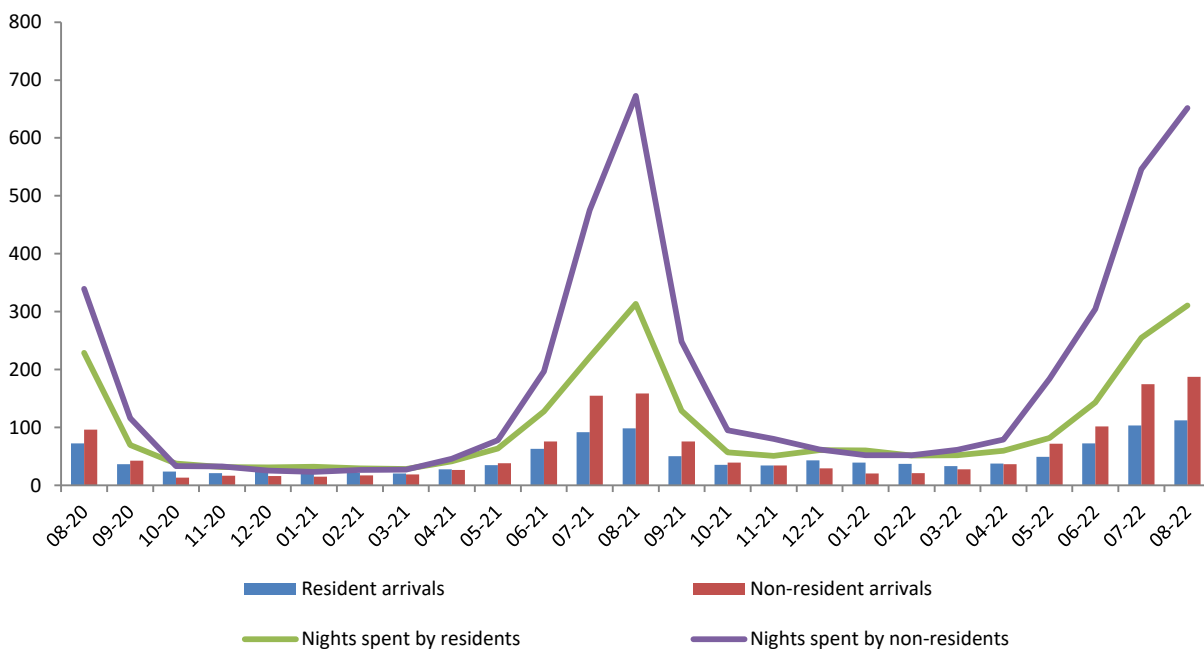
The number of total arrivals has increased by 16.5 %, compared to August 2021. The same trends follow the two below indicators:

- number of resident arrivals increased by 14.0 %;
- number of non-resident arrivals increased by 18.1 %;

The number of total nights spent has decreased by 2.5 %, compared to August 2021. The same trends follow the two below indicators:

- number of nights spent by residents decreased by 0.9 %;
- number of nights spent by non-residents decreased by 3.2 %;

Fig. 1 Total arrivals and nights spent (number in thousand)



For publication 19/10/2022

Continues

Arrivals

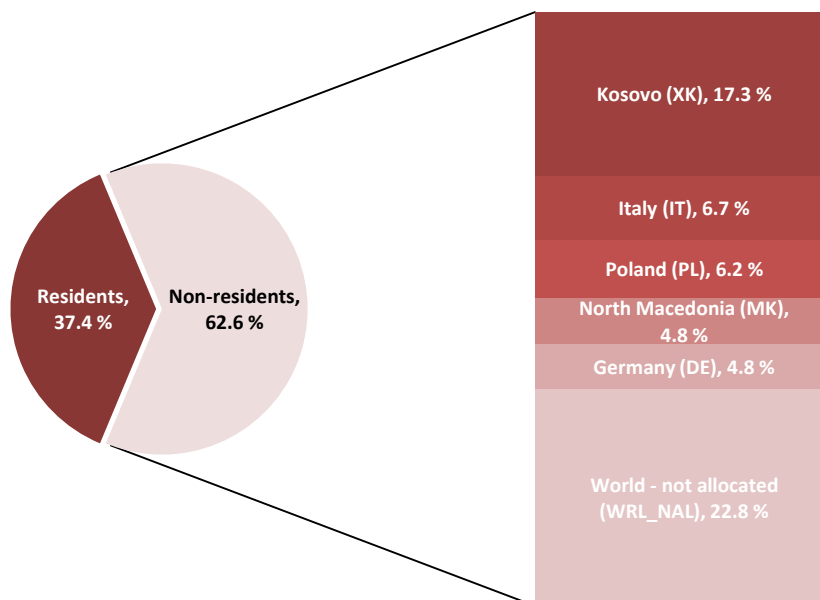
During August 2022, there was an increase in the number of total arrivals by 16,5 %, compared to August 2021. The number of resident arrivals who were accommodated in the Center Region marked the highest increase by 58.3 %. In Non-coastal areas this indicator has increased by 23.2 %, compared to the same period of the previous year. The number of resident arrivals who were accommodated in the “Camping grounds, recreational vehicle parks and trailer parks” marked the highest increase of 60.3 %.

In August 2022, the highest number of visitors results:

- by regions in the “Southern Region” (43.6 %);
- by location close to the sea in “Coastal areas” (67.5 %);
- by type of accommodation establishments in “Hotels and similar accommodation” (93.3 %);

Tab.1 Arrivals by region, location close to the sea and type of accommodation

	Resident			Non-resident		
	August 2020	August 2021	August 2022	August 2020	August 2021	August 2022
Regions						
Northern region	14,711	17,298	20,946	22,450	54,280	54,004
Center region	12,926	15,373	24,341	38,671	54,339	69,949
Southern region	44,690	65,851	66,991	34,971	50,197	63,600
Type of location close to the sea						
Coastal area	48,092	64,978	70,964	74,731	116,803	131,415
Non-coastal area	24,235	33,544	41,314	21,361	42,013	56,138
Type of accommodation						
Hotels and similar accommodation	64,937	91,353	103,134	89,297	149,814	176,579
Holiday and other short-stay accommodation	6,114	5,976	7,232	5,922	7,756	8,397
Camping grounds, recreational vehicle parks and trailer parks	1,276	1,193	1,912	873	1,246	2,577
Total	72,327	98,522	112,278	96,092	158,816	187,553

Fig.2 Non-residents arrivals by country of residence (%)

Nights spent

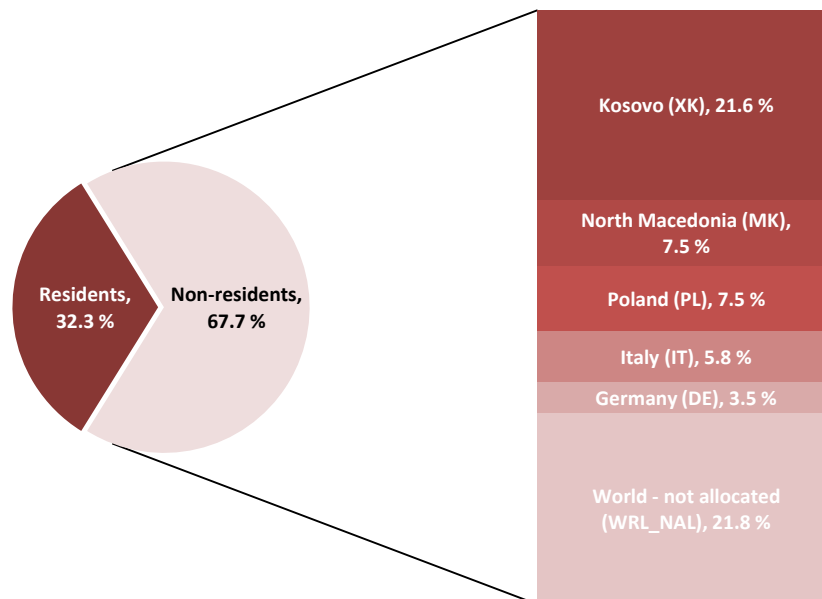
During August 2022 the total number of nights spent decreased by 2,5 % compared to August 2021. The number of nights spent by residents who have been accommodated in Northern Region has marked the highest increase by 27.7 %. In Non-coastal areas has increased by 14.4 %, compared to the same period of the previous year. The number of nights spent by residents who have been accommodated in “Camping grounds, recreational vehicle parks and trailer parks” has marked the highest increase by 45.2 %.

In August 2022, the highest number of nights spent was realized:

- by regions in the “Southern Region” (43,1 %);
- by areas of proximity to the coast in “Coastal areas” (85,3 %);
- by type of accommodation structures in “Hotels and similar accommodation” (92,0 %);

Tab.2 Nights spent by region, location close to the sea and type of accommodation

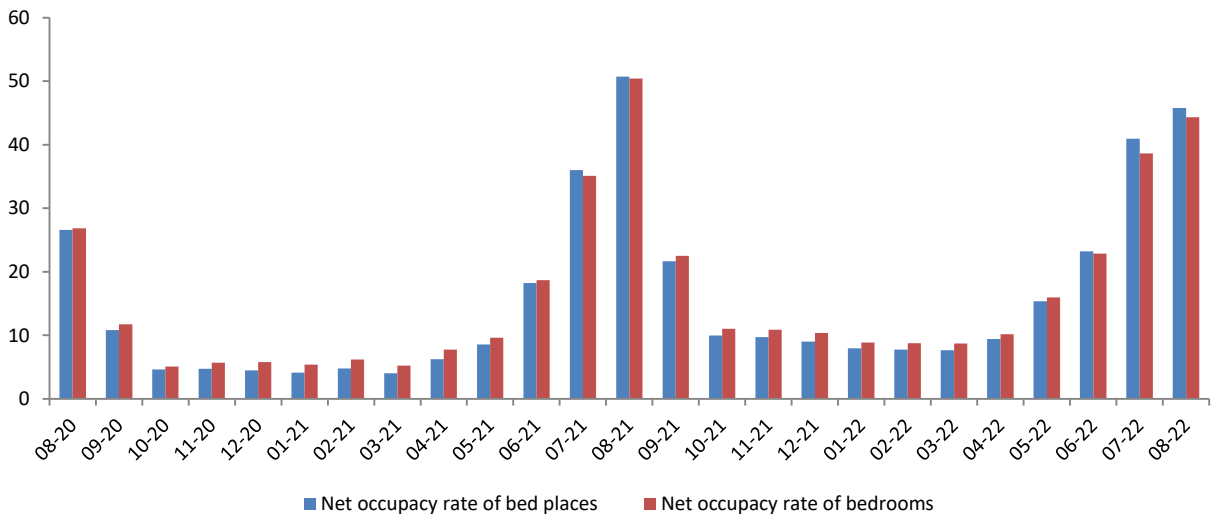
	Resident			Non-resident		
	August 2020	August 2021	August 2022	August 2020	August 2021	August 2022
Regions						
Northern region	67,953	51,639	65,944	116,027	251,477	214,568
Center region	27,305	37,850	41,058	105,507	213,431	225,497
Southern region	133,501	223,915	203,440	117,991	207,871	211,380
Type of location close to the sea						
Coastal area	171,545	261,383	250,931	289,791	587,054	569,659
Non-coastal area	57,214	52,021	59,511	49,734	85,725	81,786
Type of accommodation						
Hotels and similar accommodation	201,322	289,440	278,853	308,909	632,472	605,614
Holiday and other short-stay accommodation	24,323	20,422	26,446	28,563	35,787	39,040
Camping grounds, recreational vehicle parks and trailer parks	3,114	3,542	5,143	2,053	4,520	6,791
Total	228,759	313,404	310,442	339,525	672,779	651,445

Fig.3 Non-residents nights spent by country of residence (%)

Net occupancy rate

Net occupancy rates, of bedrooms and bed places, are two indicators that measure the percentage of accommodation capacities use, bedrooms and bed places available for visitors. During this month, net occupancy rate of bedrooms of "Hotels and similar accommodation" is 44.3 %, against to 50.4 % that was in August 2021. Net occupancy rate of bed places of "Hotels and similar accommodation" is 45.8 %, compared to 50.7 % that was in August 2021.

Fig.3 Net occupancy rates (%)



Methodology

General information:

INSTAT calculates and publishes the indicators of accommodation statistics which represent the tourism offer in the country.

The purpose of the survey to accommodation establishments is to monitor tourism activities, to calculate statistical variables about accommodation offer of Albanian tourism, which are important to determine the trend of capacity development in the tourism sector. Data are collected every month through the questionnaire "Survey of Accommodation Establishments".

Coverage area

The scope of observation (or the target population) in accommodation statistics includes all tourist accommodation establishments from the Statistical Business Register of 2020. Tourism accommodation establishments are classified and described in groups according to NACE Rev. 2 classification as follow:

55.10 Hotels and similar accommodation. This class includes accommodation provided by: hotels, resort hotels, suite/apartment hotels and motels.

55.20 Holiday and other short-stay accommodation. This class includes accommodation provided by: children and other holiday homes, visitor flats and bungalows, cottages and cabins without housekeeping services, youth hostels and mountain refuges.

55.30 Camping grounds, recreational vehicle parks and trailer parks. This class includes: provision of accommodation in campgrounds, trailer parks, recreational camps and fishing and hunting camps for short stay visitors.

Non-registered visitors and accommodation establishments are not subject of this survey.

Indicators collected from the survey include:

- Arrivals of residents;
- Arrivals of non-residents;
- Nights spent of residents;
- Nights spent of non-residents;
- Occupied bedrooms by residents;
- Occupied bedrooms by non-residents);
- Number of bedrooms;
- Number of bed places;

Data collection and data processing methodology is based on Annex I of Regulation (EU) No 692/2011 of the European Parliament and of the Council of 6 August 2011 concerning European statistics on tourism.

Definitions:

The accommodation establishment includes all tourist accommodation establishments providing, as a paid service (although the price might be partially or fully subsidised), short-term or short-stay accommodation services.

Bedroom: or dwelling is the unit formed by one room or groups of rooms which are rented by tourists as a whole (and constituting an indivisible rental).

Bed place: is determined by the number of persons who can stay overnight in the beds set up in the establishment, ignoring any extra beds that August be set up upon customer request.

Arrival: is defined as a person who stays at least one night in the hotel, children included.

Resident: is considered a person who has resided in Albania for more than 12 consecutive months.

Non-Resident: is considered a person who has not resided in Albania for more than 12 consecutive months.

A night spent: (or overnight stay) is each night a guest / tourist (resident or non-resident) actually spends (sleeps or stays) in a tourist accommodation establishment or non-rented accommodation.

The net occupancy rate of bed places = $\frac{\text{Number of nights spent}}{\text{Number of available bed places}} * 100$ measures the percentage of occupied bed places for "Hotels and similar accommodation".

The net occupancy rate of bedrooms = $\frac{\text{Number of occupied bedrooms}}{\text{Number of available bedrooms}} * 100$ measures the percentage of occupied bedrooms for "Hotels and similar accommodation".

Statistical regions at level 1, 2 and 3 are defined according to the NUTS II territorial division, which is a unified classification and is used as a basis for the collection and processing of European Regional Statistics. The information below includes which prefectures are in the North, Centre and South region.

Northern Region: Dibër; Durrës; Kukës; Lezhë; Shkodër

Centre Region: Elbasan; Tiranë

South Region: Berat; Fier; Gjirokastrë; Korçë; Vlorë

Coastal areas are Local Administrative Units (LAUs) that are on or near a coastline. Coastal areas are classified according to the following two categories:

- **Coastal areas:** LAUs bordering the coastline or LAUs having at least 50% of their surface at a distance of 10 km from the coastline;
- **Non-coastal areas:** LAUs that are not "coastal areas"; which means LAUs that are not bordered by the coastline and have less than 50% of their surface at a distance of 10 km from the coastline.