

**LAW**  
**No. 30/2022**

**ON THE APPROVAL OF THE OFFICIAL STATISTICS PROGRAM 2022–2026**

Based on Articles 78 and 83, point 1, of the Constitution, upon proposal of the Council of Ministers,

THE ASSEMBLY  
OF THE REPUBLIC OF ALBANIA  
DECIDED:

Article 1

The 2022-2026 official statistics program is approved according to the text attached to this law and is an integral part of it.

Article 2  
**Entry into force**

This law enters into force 15 days after its publication in the Official Journal. Approved on 24.3.2022.

**Promulgated by Decree No. 13556, dated 13.4.2022, of the President of the Republic of Albania, Ilir Meta.**

OFFICIAL STATISTICS PROGRAM  
2022–2026

**Table of Contents**

Table of Contents

List of Abbreviations

Introduction

I. Challenges and innovations of the Program

II. Development objectives of the National Statistical System

III. Description of activities 2022–2026

1. Social and demographic statistics

1.1 Population with habitual residence in Albania and abroad

1.2 Labor and labor costs

1.3 Education and training

1.4 Health

1.5 Consumption income and expenses

1.6 Social protection

1.7 Justice and crime

1.8 Culture

2. Economic statistics

2.1 Macroeconomic statistics

2.2 Government financial, fiscal and public sector statistics

2.3. Business statistics

3. Sectoral statistics

3.1 Agriculture, forestry and fishing

3.2 Energy

3.3 Transport

3.4 Tourism

3.5 Foreign Trade  
 3.6 Balance of payments  
 3.7. Prices  
 3.8. Science, technology and innovation  
 4. Environmental and multidomain statistics  
 4.1 Environment  
 4.2 Regional and geospatial statistical information  
 IV. Regional statistics  
 V. Statistical agencies  
 VI. National and international legal framework  
 VII. Quality management system  
 VIII. Financial and human resources  
 IX. SWOT analysis  
 X. Analysis of expected risks and problems

## LIST OF ABBREVIATIONS

HBS	Household Budget Survey	NST	Standard Goods Classification for Transport Statistics
AES	Adult Education Survey	NUTS	Nomenclature of Territorial Units for Statistics
LFS	Labor Force Survey	FEU	Family Economic Unit
SLS	Standard Living Survey	ESSPROS	European System of Integrated Social Protection Statistics
TUS	Time Use Survey	FAO	Food and Agriculture Organization
ESS	Enterprise Structure Survey	FSS	Farm Structure Survey
CAPI	Computer Assisted Personal Interview	GDP	Gross Domestic Production
CATI	Computer Assisted Telephone Interviewing	GFS	Government Finance Statistics
CAWI	Computer Assisted Web Interview	GFSM	Government Finance Statistics Manual
CPA	Statistical Classification of Product by Activity	GIS	Geographic Information System
ECB	European Central Bank	GNI	Gross National Income
EDP	Excessive Deficit Procedure	GSBPM	Generic Statistical Business Process Model
EHIS	European Health Interview Survey	HETUS	Harmonized European Time Use Surveys
ESA	European System of National and Regional Accounts	HMS	Household Migration Survey
ICC S	International Classification of Crime for Statistical Purposes	OECD	Organization for Economic Co-operation and Development
ICD	International Statistical Classification of Crime for Statistical Purposes	SDG	Sustainable Development Goals
PPI	Product Price Index	PPP	Purchasing Power Parities
CPI	Consumer Price Index	PROD COM	Production Communautaire
HICP	Harmonized Index of Consumer Prices	OSP	Official Statistic Program
CCI	Construction Cost Index	GFIS	Government Financial Information System
IOM	International Organization for Migration	NIS	National Statistical System
IPA	Instrument for Pre-Accession	SNA	System of National Accounts
IPSAS	International Public Sector Accounting Standards International Standard Classification of Occupations	SWOT	Strengths, Weaknesses, Opportunities, and Threats
MICS	Multiple Indicator Cluster Surveys	TERCET	Territorial Typologies
		UNDOC	United Nations Office on Drugs and Crime

## Introduction

Official Statistics Program 2022–2026, mentioned below, as OSP, is drafted pursuant to Articles 7 and 8 of Law No. 17/2018 “On Official Statistics”. According to these provisions, OSP should determine the strategy for the development of official statistics and the national statistical system for the five-year period and it must contain the main statistical activities that must be carried out by official statistics producers during this period. Moreover, OSP must specify the institutions charged for the production of official statistics as well as the supply institutions with administrative data.

The Law on Official Statistics charges INSTAT to prepare the draft program, in close cooperation with groups interested in official statistics. After receiving the opinion of the Council of Statistics and through the Council of Ministers, OSP is presented to the Assembly for final approval.

Considering the structure required by national legislation and EU regulations for official statistics, as well as based on its 30-year experience, INSTAT has managed to build a program that will be close to users and the public in terms of understanding the statistical activity in the country. On the other hand, since it contains concrete performance indicators for the first time, the document structured in such a way will facilitate the monitoring and reporting processes of the progress of the National Statistical System.

According to the provisions of the law on official statistics, unanticipated statistics, but required to be produced in the Program period, will be considered as official statistics in case they are included in the following annual plan. Regarding the implementation of the Program until 2026, the statistics identified to be produced by other agencies will be considered as official statistics.

## Contents of the chapters

*Chapter I* is dedicated to the presentation of information on the challenges of the new 2022-2026 Program, as well as the comparative approach with the 2017-2021 program regarding improvement activities in terms of methodology, data collection methods, timelines, data transmission to Eurostat, as well as new indicators or new publications.

*Chapter II* focuses on what is specifically required by the law on official statistics: development objectives of NSS, their achievement measures for their and performance monitoring indicators. Due to the strategic nature of the document, with the aim of integrating it into the Management Information System for Integrated Planning IPSIS, INSTAT has partially adapted this chapter in accordance with the required formats and in close cooperation with the Department for Development and Good governance at the Prime Minister's Office.

*Chapter III* describes the statistical activities to be carried out by the producers of official statistics during five years, divided according to the statistical fields defined in Appendix 1 of the law on official statistics. The activities are accompanied by information on the level of compliance with the *acquis communautaire*, the sources of administrative data and the needs for human resources that will enable the achievement of these activities.

*Chapter IV* contains information on the state of statistics at the local level and INSTAT's vision for adding indicators of this level in order to respond to the demands of local self-government institutions.

*Chapter V* lists the institutions charged by the program with the production of official statistics, as well as the number of activities they will perform respectively.

*Chapter VI* reflects the regulatory framework on which the statistical activity in the country is

based.

*Chapter VII* provides information on the Quality Management System in order to guarantee the production of quality statistics in the country.

*Chapter VIII* provides the forecasts of financial and human resources of INSTAT, necessary for the implementation of the program.

*Chapters IX and X* deal with the SWOT analysis and the management of expected risks and problems, which require appropriate preventive measures to ensure the success of the program implementation.

### **Measures in the framework of the force majeure**

As never before, during the period 2019–2020 the National Statistical System and INSTAT, in particular, faced situations beyond natural limits, as a result of the November 2019 earthquakes and the global COVID-19 pandemic. The situation caused by the 2019 earthquakes forced INSTAT to reconsider the 2019 action plan to adapt to the new situation created in the damaged areas, as well as the involvement of its staff in the indicator production processes for measuring these consequences in the field. The buildings observed during the processes of map updating for the census areas were once again subjected to the updating processes, to identify in a more accurate way the damaged buildings and those that could no longer offer the dwelling characteristics.

Regarding the pandemic, under the new conditions of social distancing, INSTAT defined short-term objectives in implementation of its mission and the principles of European statistics, on which we rely to have reliable, qualitative, timely and efficient statistics. Moreover, INSTAT took into consideration the adaptation of methods and methodologies, such as the use of telephone interviews instead of the traditional method of information collection and the efficient use of existing resources or rigorously following the recommendations of Eurostat and international institutions.

The drafting of continuity plans for each statistical activity was an innovation through which it enables this institution to take precautionary measures at the right time to cope with similar situations, guaranteeing uninterrupted statistical production. Due to social distancing, INSTAT managed to provide the necessary conditions for online work via teleworking, creating and implementing new platforms for online communication among the staff, as well as developing new computer programs for monitoring the health situation of staff, follow-up and monitoring of tasks.

In order to get as close as possible to users with information, INSTAT created a special section on the website, dedicated to COVID-19, where it published the most frequent data, which helped policy makers, analysts and researchers for further social-economic analysis related to the situation created in the country.

A detailed risk register has been drawn up and is being implemented to ensure the continuity of production activity and the minimization of damages in cases of facing similar situations.

### **I. Challenges and innovations of the Program**

The first program of this type (2007–2011) served not only as a planning document for official statistics during this period, but also as a basic document for the orientation of INSTAT and other statistical agencies towards the statistical production quality according to the expected standards from the *acquis communautaire*. Based on the second Program (2012–2016), national quality standards were established, the range of use of administrative resources was expanded,

statistical databases were added. The element of quality of official statistics was highlighted along with the metadata of statistical products. The 2017–2021 program was prepared by all the actors involved with a special commitment, based on meeting the needs of users and Eurostat's requirements in terms of quality, timely and reliable official statistics, covering the entire national statistical system.

The Official Statistical Program, 2022–2026, will bring a new approach to strategic objectives, the comprehensiveness of the National Statistical System, as it has been prepared with the full commitment of statistical agencies and all actors contributing to the production of statistics. This program will serve to strengthen the system further with innovative ideas, increasing users' trust in statistics, cooperating with national and international partners, developing capacities for a high professional level, where the science of statistics finds application in practice, implementing the standards for a faster approach to the European family and the sustainable development objectives for a common goal, where no one is left behind.

Regarding the achievement of strategic objectives and the successful implementation of statistical activities as a whole, the main challenges for the five-year period are foreseen to be the following:

1. **Ensuring continuity:** COVID-19 pandemic has impacted the continuity of work during the phases of statistical production. Therefore, the production institutions will focus on ensuring the continuity of statistical activities by preserving the values of official statistics that are at risk from this situation, through the implementation of continuity plans and the application of new scientific methods in relation to the phases of collection, processing and publication of statistics.
2. **Culture of change and development:** INSTAT and other agencies will use communication and motivation instruments among employees, in order to increase and strengthen the awareness of development and innovation. It is worth mentioning in this regard INSTAT's commitment to quality scientific articles in the scientific journals “Research” and “Infostat”, as well as to the increase of statistical education through the development of formal and informal meetings with the media. The development of explanatory and informative meetings with students, the inclusion of other interest groups, the enrichment of the “Statistics in Schools” section with statistical topics is another innovation in this direction.
3. **Efficient policy and strategy:** The National Statistical System will build standards by applying regulations, instructions, manuals and other formal incentives to guide public institutions towards the achievement of the objectives of the Program, aiming at alignment with EU and Eurostat regulations, instructions and manuals within the framework of chapter 18 of the acquis.

**Organizational and institutional level:** INSTAT foresees the strengthening of the National Statistical System through increasing the role of the Statistics Council, the Committee of Official Statistics Producers, the Academic World Group for Official Statistics and user groups in the aspects of planning, monitoring and reporting the progress of the Program. Moreover, INSTAT will modernize the process by building adequate management systems for vertical and horizontal interaction to achieve the short-term, medium-term and long-term goals of the Program, using in the best possible way the resources available to the institution, through production and monitoring of the indicators that serve to measure the Performance of the institution.

1. **Communication with users:** The users of the official statistics are the clientele of the System's products. INSTAT, as the coordinator of the system, will work to fully align with the expectations and satisfaction of users of official statistics, strictly respecting statistical principles and international standards. In the context of censuses or other statistical activities, INSTAT foresees to hold meetings with user groups to further discuss their expectations for statistical production. On the other hand, within the

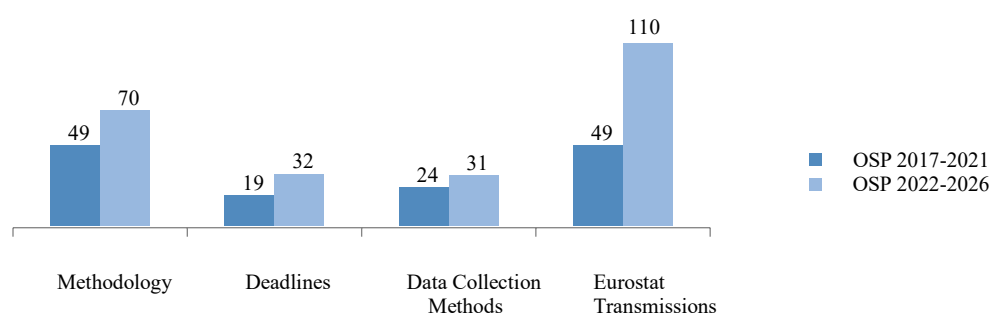
framework of the implementation of strategic objectives, special training modules will be dedicated mainly to media representatives to increase the degree of comprehensibility and interpretation of official statistics in the country.

### *Improvement statistical activities*

Aiming at improving official statistics, as well as fulfilling Eurostat's recommendations on the standardization of statistical production, during the five years of this program, the national statistical system will focus on:

- Improvement of the statistical methodology;
- Modernization of data collection methods;
- Reduction of deadlines for data processing and publication;
- Increasing the data transmitted to Eurostat.

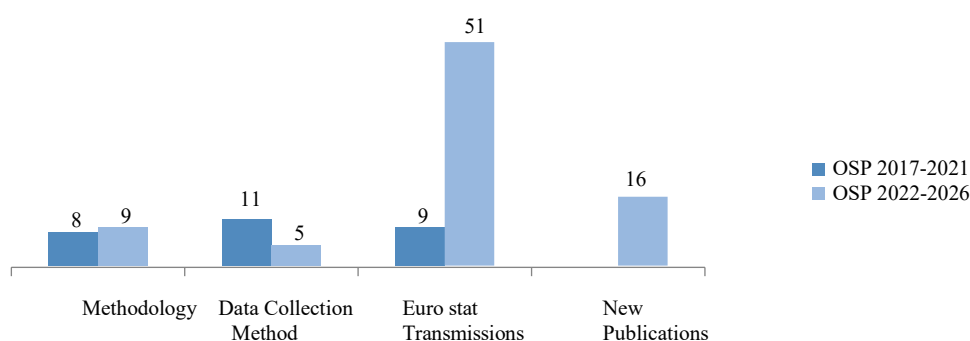
Figure No. 1. Number of improvement statistical activities OSP 2017–2021 compared to OSP 2022–2026



Regarding the statistical fields, production institutions of official statistics will engage in statistical improvement activities in the following aspects:

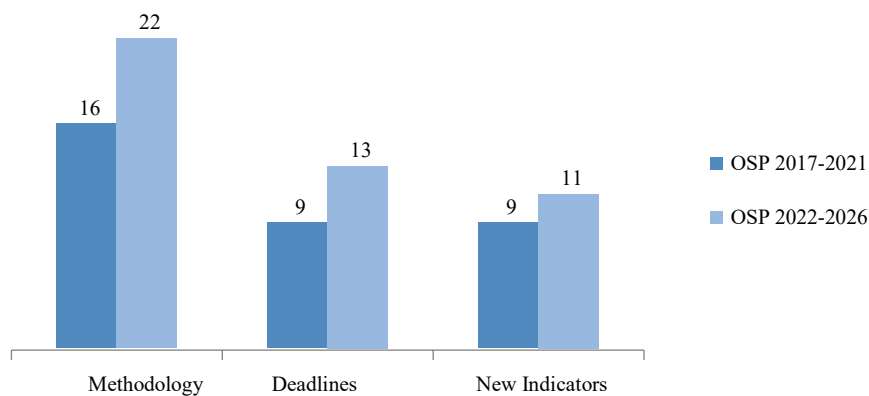
Field of Social and Demographic Statistics: Methodology Improvements, Data Collection, Eurostat Transmissions and New Publications.

Figure No. 2. Number of statistical improving activities in the field of social and demographic statistics compared to OSP 2017–2021.



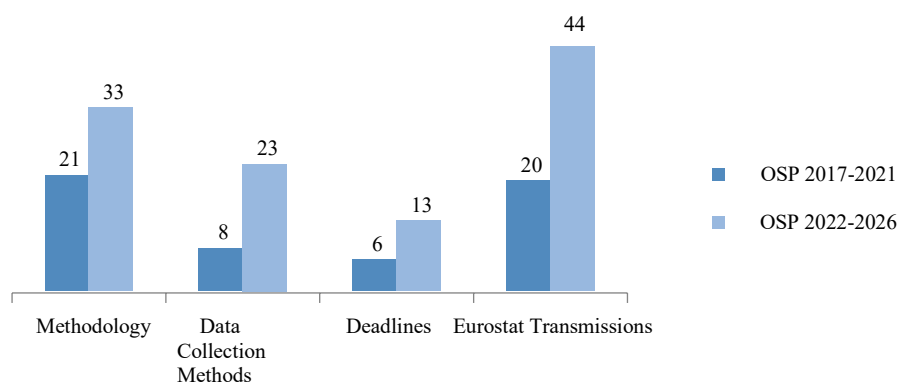
Field of economic statistics: Improvements in methodology, deadlines and new indicators.

Figure No. 3. Number of statistical improving activities in the field of economic statistics compared to OSP 2017–2021



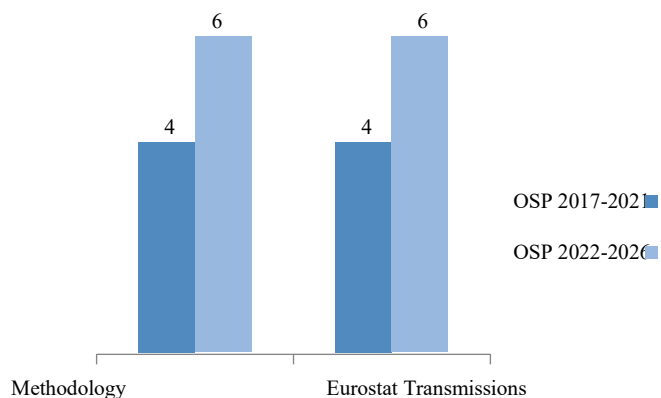
Field of sectoral statistics: improvements in methodology, data collection methods, deadlines and Eurostat transmissions

Figure No. 4. The number of improving statistical activities in the field of sectoral statistics compared to OSP 2017–2021



Environmental and multidomain statistics: improvements in methodology and Eurostat transmissions.

Figure No. 5. The number of improving statistical activities in the field of environmental and multidomain statistics compared to OSP 2017-2021



## **Monitoring Instruments**

Monitoring the program progress is a crucial element for guaranteeing the completion of the required statistical activities. Law No. 17/2018, “On official statistics” foresees several reporting and monitoring instruments, which interact with each-other in order to provide a clear overview of the program progress, the identification of problems and measures to be taken to improve statistical activities. According to the law, the general director of INSTAT is responsible to submit 4-monthly reports on the program progress to the Statistics Council. In this way, the Statistics Council evaluates the efficiency of implementation and the compliance of products with international requirements. In addition to that, the general director presents the annual progress report of the National Statistical System and that INSTAT in particular to the Assembly of Albania. On the basis of this report, the Assembly approves the relevant resolution, which also contains recommendations for further improvement.

Various memorandums of understanding, signed between INSTAT and statistical agencies or with other public/non-public institutions, provide for the establishment of joint groups to discuss the implementation of statistical activities, programs for the future, etc. These structures influence the awareness of the relevant agencies for the fulfillment of the obligations arising from this Program, both in terms of producing statistics and in providing information. The structures in question along with the producers of official statistics, ensure maximum harmonization of the priorities stipulated in the five-year program with those of the annual programs, throughout the period that this program is in force.

Meanwhile, the Institute of Statistics has the monitoring role of the statistical activity of the entire system in the country. In the framework of fulfilling the obligations for alignment with the *acquis communautaire* according to Chapter 18 “Statistics”, INSTAT tries to establish a growing statistical culture among other agencies, following the level of efforts of these agencies in carrying out the obligations of the National Plan towards European Integration.

## **I. Development objectives of the National Statistical System**

The development strategy of the National Statistical System presents a comprehensive and unified framework for the continuous assessment of the needs and priorities of users in the development of statistics and for strengthening the capacities needed to meet these needs in a more coordinated, synergistic and efficient manner. It also provides a framework for the engagement of statistical agencies and data contributors, for the utilization of (internal and external) resources and a basis for an effective and results-oriented strategic direction of NSS.

### **VISION**

A National Statistical System that operates at a level comparable to the most advanced national statistical systems in the European Union, applying international standards and best practices to obtain statistics and indicators that are reliable to the users and meet their needs.

### **MISSION**

Provision of transparent, neutral and timely statistics that help users judge development and transformative processes in the field of economy, demography, society and environment within the country.

OSP 2022-2026 foresees 6 strategic objectives of the development of the National Statistical System according to these directions:

***Strategic objective 1: Developing NSS to fully comply with the acquis communautaire related to statistics and fully support the European integration process.***

The specific objectives are as follows:

1. Determining the priority requirements that will enable progress towards the acquis;
2. Ensuring the professional independence of all producers of official statistics and the application of statistical principles;
3. Production of relevant indicators according to the specifications determined by Eurostat.

***Strategic objective 2: Meeting user requirements for official statistics.***

The specific objectives are as follows:

1. Increasing the use of data and administrative records for statistical purposes;
2. Production of indicators to match the needs of users of statistics within the country;
3. Production of indicators to match the needs of international users of statistics;
4. Providing easy access to official statistics for all users in an appropriate range of formats and according to international practices.

***Strategic objective 3: Production of official statistics of a high level of quality, which shall comply with accepted European and international standards***

The specific objectives are as follows:

1. Improving the quality of data and administrative records provided by the relevant institutions;
2. Building, maintaining and promoting the quality management and quality control system for NSS.

***Strategic objective 4: Increasing the number of institutions part of the National Statistical System***

The specific objectives are as follows:

1. Increasing the awareness of the institutions for the benefits as a result of the operation within OSP;
2. Establishment and improvement of cooperation and partnership among institutions which produce statistics;
3. Approval of regulatory acts by other statistical production institutions to support official statistical functions;
4. Alignment and implementation of mechanisms that promote the efficient and transparent allocation of public funds.

***Strategic objective 5: Modernizing statistical processes, methods, products and services to improve the quality, timely delivery and cost efficiency of official statistics.***

The specific objectives are as follows:

1. Further modernization of data collection systems;
2. Expanding the use of non-traditional sources of raw data;
3. Further modernization of systems for statistical processing, storage and distribution;
4. Strengthening cooperation with the academic world to develop new methods, products and statistical services;

5. Developing information systems to reduce communication load and increase statistical quality.

**Strategic objective 6:** *Increasing public trust in the National Statistical System and its recognition as a structure of institutions with proper performance and professionally independent.*

NSS aims to increase the number of inter-institutional cooperation agreements in order to promote trust in statistics institutions that produce data and their products. Trust is also supported by INSTAT's planning and reporting processes. The publication of official documents on INSTAT website provides important information for users and third parties. Moreover, the publication of the activity of the institutions and acts produced for statistical purposes, through high level of transparency, enables users and third parties to increase trust in the institutions producing official statistics.

The specific objectives are as follows:

1. Obtaining increase in the use and knowledge of NSS statistical products;
2. Strengthening and promoting the role of INSTAT in NSS, in the region and the international arena;
3. Full implementation of legal and practical provisions to protect statistical confidentiality.

*Table No. 1 Linking strategic objectives with specific objectives*

VISION - MISSION - STRATEGIC OBJECTIVES - SPECIFIC OBJECTIVES					
VISION					
A National Statistical System that operates at a level comparable to the most advanced national statistical systems in the European Union, applying international standards and best practices to obtain statistics and indicators that are reliable to users and meet their needs.					
MISSION					
Provision of transparent, neutral and timely statistics that help users judge development and transformative processes in the field of economy, demography, society and environment within the country.					
Strategic objective 1:	Strategic objective 2:	Strategic objective 3:	Strategic objective 4:	Strategic objective 5:	Strategic objective 6:
Development of NSS to fully comply with the acquis communautaire related to statistics and to fully support the European integration process	Meeting the full level of user requirements for official statistics	The production of official statistics of a high level of quality, to comply with accepted European and international standards	The inclusion of additional institutions producing data in the National Official Statistics Program	Further modernization of statistical processes, methods, products and services to improve the quality, timely delivery and cost-efficiency of official statistics	Increasing public trust in NSS and its recognition as a structure of institutions with proper performance and professionally independent
Specific Objectives					
1.1 To define priority requests that will enable progress towards the acquis	2.1 Increasing the use of administrative data and records for statistical purposes	3.1 Improving the quality of data and administrative records provided by the relevant institutions	4.1 Increasing the awareness of institutions for benefits as a result of functioning within NPOS	5.1 Further modernization of data collection systems	6.1 Obtaining an increase in the use and knowledge of NSS statistical products
1.2 To provide professional independence of all producers of official statistics and the application of the statistical principles	2.2 Production of indicators to meet the needs of users of statistics within the country	3.2 Building, maintaining and promoting quality management	4.2 Placement and improvement of cooperation and partnership among institutions producing statistics	5.2 Expanding the use of non-traditional sources of raw data	6.2 Strengthening and promoting the role of INSTAT in NSS in the region and on the international arena

1.3 Production of relevant indicators according to the specifications determined by Eurostat	2.3 Production of indicators to meet the needs of international statistics users		4.3 Approval of regulatory acts by other statistical institutions that produce data in order to support the official statistics functions	5.3 Further modernization of systems for statistical processing, storage and distribution	6.3 Full implementation of legal and practical provisions to protect statistical confidentiality
	2.4 Provision of easy access to official statistics for all users in an appropriate range of formats and according to international practices		4.4 Alignment and implementation of mechanisms that promote the efficient and transparent allocation of public funds	5.4 Strengthening cooperation with the academic world for the development of new methods, products and statistical services	
			4.5 Involvement of special structures dedicated only to statistical production in the organizational structures of public institutions	5.5 Developing information systems to reduce communication load and to increase statistical quality	

During the next five years, the National Statistical System will perform further steps towards modernization and statistical quality, compared to the previous five years. The following table presents some improvement aspects that will increase the performance of the institutions that produce data.

*Table No. 2 Improvement Aspects*

Improvement Aspects	Base year values 2020/2021	Value up to the year 2026	Progress (in %)
The number of data points displayed in the statistical database of Eurostat for Albania	2,989,437	3,100,000	3
The number of data points displayed in the database of INSTAT (in %)	124,920	144,653	15
The number of visits on the INSTAT website	3,285,976	5,292,095	61
The number of meetings with users (meetings with the group of users etc.)	2	5	150
Number of SDG indicators produced by NSS	56	62	10.7
User satisfaction level of statistics produced by INSTAT	77.3%	77.5%	0.3
Number of references to NSS products in the media, e.g. in major daily newspapers or on television	2,500	3,200	28

The following tables present the strategic objectives of the development of NSS, related to the statistical activities foreseen for each field and the performance indicators, the progress of which will be presented by INSTAT to the Council of Statistics and will be reported annually to the Assembly of Albania.

Table No. 3 Strategic objective 1, statistical activities and performance indicators

Strategic objectives	Specific objectives	Connection with statistical fields/number of statistical activities	Performance indicators	Base year values 2020/2021	Short-term		Medium-term		
					2022	2023	2024	2025	2026
Strategic objective 1: Development of the NSS to fully comply with the acquis communautaire related to statistics and to fully support the European integration process	1.1 To determine the priority requirements that will enable progress towards the acquis 1.2 To ensure the professional independence of all producers of official statistics and the application of statistical principles 1.3 The production of relevant indicators according to the specifications determined by Eurostat	-4 activities in the field of social and demographic statistics; -6 activities in the field of Economic Statistics -30 activities in the field of Sectoral statistics -1 activity in the field of environmental and multidomain statistics	1.1 The number of data points displayed in the statistical database of Eurostat for Albania	2 989 437	3,000,000	3,000,000	3,050,000	3,100,000	3,100,000
			1.2 Number of new legal acts aligned with the acquis (according to NEIP)	2	1	4	0	0	1
			1.3 Eurostat recommendations (from the 2018 Peer Review report), implemented (in %)	74 %	85%	100%	100%		

Table no. 4. Strategic objective 2, statistical activities and performance indicators

Strategic objectives	Specific objectives	Connection with statistical fields/number of statistical activities	Performance indicators	Base year values 2020/2021	Short-term		Medium-term		
					2022	2023	2024	2025	2026
Strategic objective 2: Fulfilling the full level of user requests for official statistics	2.1 Increasing the use of administrative data and records for statistical purposes 2.2 Production of indicators to match the needs of users of statistics within the country	-33 activities in the field of Social and Demographic statistics -18 activities in the field of Economic Statistics -45 activities in the field of Sectoral Statistics -9 activities in the field of environmental and multidomain statistics	2.1 Number of data (data points) displayed in the INSTAT database (in %) INSTAT-it (in %)	124,920	+1%	+3%	+3%	+7%	+0.1%
			2.2 The number of visits to the INSTAT website	3,285,976	+10%	+10%	+10%	+10%	+10%
			2.3 The level of satisfaction of the users of the statistics produced by INSTAT	3.87 (77.3%)	+0.01%	+0.01%	+0.01%	+0.01%	+0.01%
			2.4 Number of meetings with users (meetings with the group of users)	2	5	5	5	5	5
			2.5 Number of SDG indicators produced by NSS	56	56	58	60	62	62
			2.6 The number of statistical activities disaggregated at the minimum local level	11	11	11	11	12	12

Table No. 5. Strategic objective 3, statistical activities and performance indicators

Strategic objectives	Specific objectives	Connection with statistical fields/number of statistical activities	Performance indicators	Base year values 2020/2021	Short-term		Middle-term		
					2022	2023	2024	2025	2026
Strategic objective 3: Production of official statistics of a high level of quality in order to comply with accepted European and international standards	3.1. Improving the quality of data and administrative records provided by the relevant institutions 3.2 Building, maintaining and promoting the quality management and quality control system for NSS	-26 activities in the field of Social and Demographic Statistics; -20 activities in the field of Economic Statistics -35 activities in the field of Sectoral statistics -2 activity in the field of environmental and multidomain statistics	3.1 Number of new international statistical classifications adopted in the country		2	2	1	1	1
			3.2 Number of published quality reports	42	40	42	43	41	40

Table No. 6. Strategic objective 4, statistical activities and performance indicators

Strategic objectives	Specific objectives	Connection with statistical fields/number of statistical activities	Performance indicators	Base year values 2020/2021	Short-term		Middle-term		
					2022	2023	2024	2026	2021
Strategic objective 4: The inclusion of additional institutions that produce data in the National Official Statistics Program	4.1 Increase of awareness of institutions for the benefits as the result of functioning within PKSZ 4.2 Deployment and improvement of cooperation and partnership middle institutions producer of Statistics 4.3 Approval of regulatory acts by other statistical institutions producing data to support official statistical functions 4.4 Alignment and implementation of mechanisms that promote the efficient and transparent allocation of public funds 4.4 Inclusion of special structures dedicated only to statistical production in the organizational structures of public institutions		4.1 Number of statistical agencies in OSP	3	4	4	5	6	6
			4.2 Number of institutions supplying micro administrative data	5	4	4	4	4	4
			4.3 Number of training topics organized by INSTAT	12	12	12	13	14	15
			4.4 Number of administrative registers used for statistical production (micro files that INSTAT receives from other institutions)	15	15	15	16	16	17

Table No. 7. Strategic objective 5, statistical activities and performance indicators

Strategic objectives	Specific objectives	Connection with statistical fields/number of statistical activities	Performance indicators	Base year values 2020/2021	Short-term		Middle-term		
					2022	2023	2024	2025	2026
Strategic objective 5: Further modernization of statistical processes, methods, products and services to improve the quality, timely delivery and cost-efficiency of official statistics	5.1 5.1 Further modernization of data collection systems	--6 activities in the field of Social and Demographic Statistics; -9 activities in the field of Economic Statistics -23 activities in the field of Sectoral Statistics	5.1 Number of applications built/updated for data collection with CATI/CAWICA TI/CAWI	3	4	4	5	5	5
	5.2 5.2 Expanding the use of non-traditional sources of raw data		5.2 Number of applications built/updated with CAPI	8	8	8	9	9	9
	5.3 5.3 Further modernization of systems for statistical processing, storage and distribution		5.3 The number of statistical activities in which the software will be used	96 (according to the definition in OSP 2017-2021)	96	99	104	108	108
	5.4 5.4 Strengthening cooperation with the academic world for the development of new methods, products and statistical services								
	5.5 Developing information systems to reduce communication load and to increase statistical quality								

Table No. 8. Strategic objective 6, statistical activities and performance indicators

Strategic objectives	Specific objectives	Connection with statistical fields/number of statistical activities	Performance indicators	Base year values 2020/2021	Short-term		Middle-term		
					2022	2023	2024	2025	2026
Strategic objective 6: Increasing public trust in NSS and its recognition as a structure of institutions with proper performance and professionally independent	6.1 Obtaining and increasing the use and knowledge of NSS statistical products	-3 activities in the field of Social and Demographic Statistics; -1 activity in the field of Sectoral Statistics	6.1 Percentage of users who express trust/distrust in national statistics (in a Survey)	77.6%	77.7%	77.8%	78%	78.5%	79%
	6.2 Strengthening and promoting the role of INSTAT in NSS, in the region and in the international arena		6.2 Number of references to NSS products in the media, e.g. in major daily newspapers or on television	2.500	3.000	3.000	3.000	3200	3.200
	6.3 Full implementation of legal and practical provisions to protect statistical confidentiality		6.3 The number of events conducted to raise statistic awareness	5	15	10	10	10	10

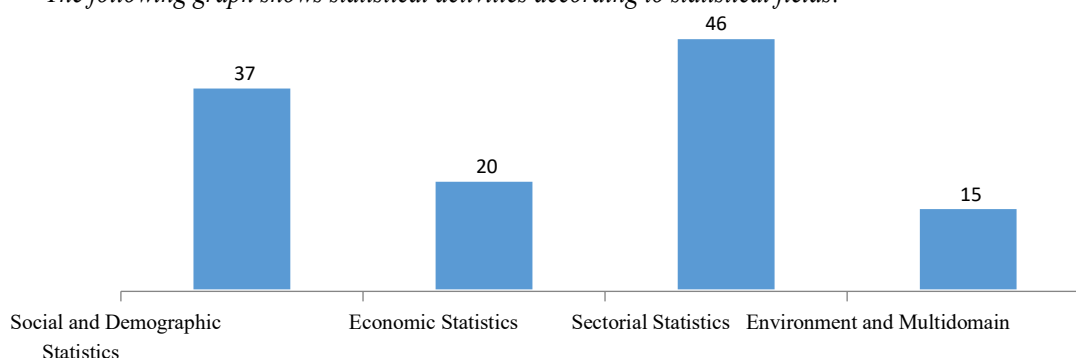
## II. Description of activities 2022–2026

In the Official Statistics Program 2022-2026 it is planned the realization of 118 statistical activities. Statistical activities divided according to the fields of coverage and competence of statistical agencies result as follows:

- INSTAT - responsible for 107 statistical activities

- Bank of Albania – responsible for 9 statistical activities
- Ministry of Finance and Economy - responsible for 2 statistical activities

*The following graph shows statistical activities according to statistical fields:*



*The following table presents the statistical activities distributed over the period 2022–2026:*

Statistical field	2022	2023	2024	2025	2026	Agency
Social and demographic statistics	27	26	31	29	30	INSTAT
Economic statistics	19	20	19	19	19	INSTAT, BoA, MoFE
Sectoral statistics	39	40	42	45	44	INSTAT, BoA
Environmental and multidomain statistics	11	13	12	15	15	INSTAT
<b>TOTAL</b>	<b>96</b>	<b>99</b>	<b>104</b>	<b>108</b>	<b>108</b>	

The activities are presented in detail in the following sections according to statistical fields, as well as in Annex No. 2 of the document, in which statistical activities are accompanied with categories of information, such as: periodicity; year of realization; description; publication deadline; minimum level of data publication; statistical agency; data provider.

## **1.Social and demographic statistics**

Social statistics include fields related to statistics of population, labor market and wages, education, health, income and consumption expenditure, social protection, justice and crime, culture and time use.

### **1.1 Population with habitual residence in Albania and abroad**

#### **Description**

This topic focuses on the demographic statistics of Albania. INSTAT's statistical information on demographic developments in our country is generated by processing data from administrative sources and periodic surveys.

The Census of Population and Housing is expected to have a significant impact regarding the possibility of creating a national statistical register of population and housing, as well as improving statistical information in the country.

Gender is a key dimension for all fields of statistics at the individual level. The promotion of the gender perspective in various statistical fields remains a priority of this area of the Program.

#### **Current situation**

*Demographic, migration and population statistics and its projections* are partially in line with Regulation No. 1260/2013 and 862/2007 of the EC, while applying the same definitions and

classifications. Continuous progress has been made regarding these statistics, increasing the range of indicators produced, as well as increasing the number of tables transmitted to Eurostat.

*Births and deaths* are two of the three main components that affect a country's population change, and as a result, they are extremely important in calculating population numbers. INSTAT provides vital data electronically from civil status registers. Strengthening cooperation with the General Directorate of Civil Status remains a priority for the quantitative and qualitative improvement of demographic data, as well as their alignment with the models and requirements provided by Eurostat, improving the statistical database and adding demographic indicators.

*The movement of people* entering and leaving the country (international migration) is the most difficult component to measure, given that Albania does not have a statistical register of the population yet. In this way, data collected mainly from the migration module through the labor force survey, combined with population projection coefficients 2011–2031, are used for the migration assessment. According to the provisions of Law No. 140/2020 “On the Census of Population and Housing”, INSTAT plans to formalize the Statistical Register of the Population and the Register of Buildings and Housing through the data collected during the census and administrative resources received periodically.

As for *the statistics of asylum seekers and foreigners*, the statistics on asylum seekers and foreigners with a residence permit were published for the first time in 2017, which will continue to be published with annual frequency.

“*Albanian Diaspora*” remains an important publication regarding the identification of Albanians living outside the Republic of Albania, compared to the resident population in the country.

Regarding the next population and housing census, significant progress has been made in its preparatory phase. The new census Law No. 140/2020 was approved by the Parliament of Albania in November 2020 along with the by-laws. Meanwhile, all necessary testing/piloting is being carried out for all methodological, technological, cartographic, logistical, human resources issues, in order to ensure its successful implementation in October 2022.

*The statistics for children, adolescents and young people* have had a significant improvement, being concretized with a dedicated publication, for the first time in 2020, which will have an ongoing annual periodicity, ensuring an improvement in the time series and the respective indicators for children, adolescents and young people in Albania.

Regarding *gender statistics*, in terms of these statistics, INSTAT produces a dedicated publication “Women and men in Albania”, as well as calculates composite indicators that measure equality or inequality between men and women. The innovation is the calculation and publication for the first time of the Gender Equality Index. Moreover, the Study on Violence against Women and Girls was successfully completed in 2018. Regarding the indicators of access/approach to justice, INSTAT has started cooperation with the institution of the People's Advocate, in order to further extend the cooperation with other independent human rights institutions.

## **Expected Results**

Expected results for demographic statistics are presented below:

- *For vital statistics:*

- Publication of demographic indicators for births and deaths on a quarterly/monthly basis;
  - The qualitative improvement of the existing variables, as well as the quantitative addition of new variables for: births, deaths and marriages.
  - Increasing the quality of data during the process of collecting, recording and processing statistical data;
- *For migration:*
- Publication of indicators on international migration, internal movements, as well as statistics on foreigners and asylum seekers, with annual periodicity;
  - The qualitative improvement of the variables, as well as the quantitative addition of new variables for the internal movements of the population;
  - Improving the migration statistics collected by the LFC;
  - Harmonization of the statistical definitions of migration with those of Eurostat;
  - Quantitative and qualitative improvement of statistical information on foreigners, asylum seekers and persons who obtain and renounce citizenship, in order to align them with the requirements of Eurostat.
- *For the population:*
- Calculation of the population on January 1 of each year and the annual average according to age group, gender and regions/municipalities with annual periodicity;
  - For the population and housing census:
  - Successful completion of the Population and Housing Census, as well as timely tabulation of data;
  - Preparation of in-depth analyzes based on the data of the Population and Housing Census at the national and regional level.
- *For children, adolescents and young people:*
- Preparation of the dedicated publication with the respective indicators, with annual periodicity, and distribution to all interest groups, through appropriate instruments of communication and visualization of the indicators;
  - Mapping the needs for indicators and expanding the range of indicators for children, adolescents and young people in Albania, indicators of Eurostat, SDG and those according to the administrative division at the municipality or region level;
  - Improving the quality of indicators through support for the development of the capacities of administrative data systems; annual reporting of child indicators in regional databases.
- *For statistics on the elderly:*
- Improving the statistics for the elderly in Albania, in addition to the existing ones; publication of the respective indicators, with annual periodicity.
- *Conducting the Multiple Indicator Cluster Survey (MICS)*
- Planning the survey in cooperation with all actors in the field and based on the identified needs, in particular regarding the reporting of the indicators of SDG;
  - Successfully conducting the survey, as well as tabulating the data in time;
  - Preparation of in-depth analyzes for the Roma population and children with disabilities.
- *For gender statistics:*
- Publication of gender indicators in different areas of life, with annual periodicity;
  - Improvement of gender statistics in Albania, in addition to the existing ones; the

- publication of the respective indicators, with annual periodicity;
- Calculation of gender indices.

### Compliance with the acquis

*Demographic, migration and population statistics* are partially compliant with the European Union Regulation No. 1260/2013 “On European demographic statistics”. From this regulation arises the need to produce more detailed tables for the population with habitual residence, live births and deaths. The demographic data provided by INSTAT is based on the definition of the resident population, the NUTS regional level and the definitions of vital events that are fully compliant with the European Union Regulation No. 1260/2013.

*The statistics of asylum seekers, residence permits and citizenship* are included for the first time in 2017–2021 OSP. INSTAT will increase the number of indicators transmitted to Eurostat. Harmonization of the methodology for monitoring migration and asylum seekers will be considered in order to achieve a higher level of compliance with EU regulations. The International Organization for Migration (IOM) has supported the drafting of the migration statistics guide in Albania, which aims to serve as a guide towards full alignment with the Regulation of the European Parliament and of the Council No. 862/2007 “On municipal migration statistics”.

### Compliance with acquis

Name of the international act	Current compliance level	Compliance level at the end of the Program
Reg. of the EU No. 1260/2013 “On European demographic statistics”	Partial	Partial
Reg. of the EU No. 862/2007 “On community statistics on migration”.	Partial	Partial

### Statistical activities

1.1 Population with habitual residence in Albania and abroad	2022	2023	2024	2025	2026	Data source	Responsible institutions
Population statistics	x	x	x	x	x	SS+AS	INSTAT
Population projections			x			SS+AS	INSTAT
International migration statistics	x	x	x	x	x	SS+AS	INSTAT
Statistics of the Albanian Diaspora				x		AS	INSTAT
Vital statistics	x	x	x	x	x	AS	INSTAT
MICS survey			x			SS	INSTAT
Population and housing census	x					CENS	INSTAT
Asylum and foreign statistics	x	x	x	x	x	AS	INSTAT
Gender statistics	x	x	x	x	x	AS	INSTAT
Gender equality index	x	x	x	x	x	AS	INSTAT
Domestic violence survey					x	SS	INSTAT

\*SS - Statistical survey; \*AS-Administrative source

### Data sources

#### Administrative sources:

- General Directorate of Civil Status;
- Ministry of Internal Affairs;
- Border and Migration Department;
- Directorate of Asylum, Foreigners and Citizenship.

#### Statistical surveys:

- Labor force survey;
- Survey of income and standard of living.

## **1.2 Labor and labor costs**

### **Description**

INSTAT collects, processes and publishes official employment and unemployment statistics, earnings and labor costs through statistical surveys on households and enterprises. Other indicators of registered employment and unemployment, as well as wages are calculated for national needs, based on administrative data from the General Directorate of Taxation and the National Agency for Employment and Skills.

### **Current situation**

The Labor Force Survey (LFS) is conducted by direct interview with surveyors, using the CAPI system (with tablet). The statistics include the entire population aged 15 and over, who live in household units with habitual residence in Albania, represented by a population-based sample in dwellings registered in the most recent population and housing census. Two steps are followed in selecting the family economic units (FEUs) that make up the sample, first selecting the primary sample units proportional to the size of the respective regions, and then selecting a certain number of FEUs for each of them. The survey contains data on the economic and demographic characteristics of individuals within selected families.

The LFC data and administrative data are processed and analyzed for each quarter, while the results are published 70 days after the reference quarter, through a press release and an update of INSTAT's official website. The annual data are published 40 days after the reference year and contain more extensive analyzes on employment and unemployment, finding reflection in the special annual publication “Labor Market”, as well as on the official website of INSTAT. Since 2017, INSTAT transmits micro data to Eurostat on a quarterly basis.

*Labor cost and earnings statistics* are based on statistical surveys of the structure of income and labor costs. These surveys are conducted at non-agricultural economic enterprises every 4 years, through direct interviews with the surveyees. The statistics include all active enterprises in Albania, of all legal forms, with over 10 employees. The population is based on enterprises, which according to the statistical register of enterprises, were active in December of the reference year. The surveys contain data on demographic events, economic activities, employment, labor income and labor costs. The data are published 16 months after the reference year in the special publication “General results of the labor cost survey” and in “General results of the labor income survey”. INSTAT transmits the micro data of each survey to Eurostat 18 months after the reference year.

### **Expected results**

- Implementation of the new regulation of European statistics on employment and unemployment, with the support of the multi-benefit IPA pilot project 2019.
- Full compliance with (EU) Regulation 2019/1700;
- Improvement of other methodological aspects such as requirements on the statistical quality of indicators, sample characteristics, definitions, deadlines and quality of data transmission, production of quality reports, inclusion of other survey techniques (CATI) in order that the data collection be more effective, etc.

### **Compliance with the acquis**

*Labor force statistics* related to employment and unemployment are based on (EC) Regulation No. 577/98 “On the organization of the community labor force survey”. The definitions on which data processing is based are in accordance with the regulation and classifications used: ISCO-08 for professions and NVE Rev2 for economic activities.

*Structural statistics on the labor cost and income from labor* are based on the (EC)

Regulations of No. 530/1999 “On structural statistics concerning income and labor costs”, No. 1916/2000 (as amended) “Concerning structural statistics on earnings and on labor force as regards the definition and transmission of information on the structure of earnings” and No. 1738/2005 “On the definition and transmission of information on the structure of earnings”. The definitions used are mostly in accordance with these regulations.

### Compliance with the acquis

Name of the international act	Current compliance level	Compliance level at the end of the Program
Reg. of EC No. 577/98 “On the organization of the Community Labor Force Survey”	Partial	Partial
Reg. of EC No. 530/1999 “On structural statistics regarding income and labor costs”	Partial	Partial
Reg. of EC No. 1916/2000 (as amended) “ Concerning structural statistics on earnings and on labor force as regards the definition and transmission of information on the structure of earnings “	Partial	Partial
Reg. of EC No. 1738/2005 “ On the definition and transmission of information on the structure of earnings “	Partial	Partial

### Statistical Activities

1.2 Labor and labor costs	2022	2023	2024	2025	2026	Data sources	Responsible institutions
Labor force statistics	x	x	x	x	x	SS	INSTAT
Labor market statistics	x	x	x	x	x	AS	INSTAT
Statistics of earnings and labor cost	x		x			SS	INSTAT
Statistics on salaries	x	x	x	x	x	AS	INSTAT

\*SS-Statistical survey; \*AS-Administrative source

### Data sources

*Administrative sources:*

- General Directorate of Taxation;
- National Agency for Employment and Skills

*Statistical surveys:*

- Labor force survey;
- Labor cost survey;
- Survey of the structure of income from work.

### 1.3 Education and training

#### Description

Education statistics reflect qualitative and comparable statistics on official education in Albania, public and private, as well as detailed statistics related to enrollments and graduations according to the educational level, and study programs in higher education.

#### Current situation

The collection and analysis of education statistics is carried out according to the international classification of education ISCED-2011. The innovation during the 2017-2021 period is the increase in the range of indicators and the production of two dedicated publications: “*Education enrollment statistics*” and “*Graduation statistics*”. The production of indicators for early school leavers and the educational level of the population, based on the data from the LFC, has been carried out continuously. Regarding the construction of comparable and stable statistics, INSTAT aims to develop the second round of the adult education survey (AES), with 5-year periodicity. This survey was conducted for the first time in 2017.

#### Expected results

- Production of quality indicators in the field of education and training;
- Development of adult education survey (AES);
- Development of continuous vocational training statistics;

- Harmonization of education methodology and indicators and sending statistics to Eurostat.

### Compliance with the acquis

Vocational training and lifelong learning statistics are not fully developed as the relevant Eurostat regulations envisage. These statistics are based on surveys such as the Adult Education Survey, the Continuing Vocational Training Survey and the Labor Force Survey. Referring to Regulation (EC) No. 452/2008 “Concerning the production and development of education statistics and lifelong learning”, education statistics are partially in line with European statistics in this field.

### Compliance with the acquis

Name of the international act	Current compliance level	Compliance level at the end of the Program
Reg. of EC No. 452/2008 “Concerning the production and development of education and lifelong learning statistics”	Partial	Partial

### Statistical Activities

1.3 Education and training	2022	2023	2024	2025	2026	Data sources	Responsible Institutions
Statistics of Enrollments by Educational Levels	x	x	x	x	x	AS	INSTAT
Graduation Statistics by Educational Levels	x	x	x	x	x	AS	INSTAT
Education Statistics by Fields of Study in Higher Education	x	x	x	x	x	AS	INSTAT
Adult Education Survey	x					SS	INSTAT

\*SS-Statistical survey; \*AS-Administrative source

### Data sources

#### Administrative sources:

- Ministry of Education, Youth and Sports;
- Ministry of Finance and Economy;
- National Agency for Employment and Skills.

#### Statistical surveys:

- Labor force survey (LFS);
- Adult Education Survey (AES).

### 1.4 Health

#### Description

Health statistics contain data on public health, causes of death, government expenditure on health, and statistics on health and safety at work. The main objective of this statistical topic is to provide qualitative, complete and comparable data in the field of health.

#### Current situation

The completeness of health data is ensured not only by administrative sources, but also by surveys that INSTAT conducts, by contributing with indicators in the field of health. The conduct of the survey on health and demography in 2018 enriched the indicators in this field.

In order to provide an integrated, stable and comparable framework for the collection and reporting of statistical data on the causes of death according to the main disease groups, in 2019, upon the proposal of the National Commission for Nomenclature, the Council of Ministers approved the International Statistical Classification of Diseases and Health Related Problems (ICD-10).

In 2020, the European Health Survey (EHIS) was conducted for the first time within the

framework of pilot projects according to the guidelines and recommendations of Eurostat. This survey will make it possible to provide comparable data on public health, covering key elements such as: health status, morbidity, disability, determinants of health, health care, etc. This survey will now be part of the new 2022–2026 program and will be carried out according to the periodicity determined by Eurostat. One area that could be developed through the new program is nutrition statistics.

### Expected results

- Production of qualitative indicators in the field of health;
- Implementation of the ICD 10 classification for the statistics of the causes of death;
- Development of statistics on health and safety at work;
- Continuation of the implementation of dedicated surveys in the field of health, such as EHIS with 6-year periodicity, MICS with 6-year periodicity.

### Compliance with the acquis

INSTAT aims to produce statistics on public health through the EHIS survey, in accordance with Regulation (EC) No. 1338/2008 “Concerning Community statistics on public health, and health and safety at work”.

The alignment of the statistics of the causes of death is partially in line with the regulation (EC) No. 328/2011 “Concerning Community statistics on public health, and health and safety at work, as regards statistics on causes of death”, since INSTAT still uses the international classification ICD-9. The ICD-10 classification has been approved, but has not yet been implemented. This is also due to the pandemic, which has hindered the training of the personnel of the public institutions involved. OSP 2022–2026 foresees the full implementation of ICD-10 during this period.

Regarding the health expenditure statistics, we can say that they are not yet in accordance with the requirements of Regulation (EC) No. 2015/359 “Concerning health care costs and financing”. The alignment of the regulation is foreseen during this five-year period.

### Compliance with the acquis

Name of the international act	Current compliance level	Compliance level at the end of the Program
Reg. of EC No. 1338/2008 “Concerning Community statistics on public health, and health and safety at work”	Partial	Partial
Reg. of EC No. 328/2011 “Concerning Community statistics on public health, and health and safety at work, as regards statistics on causes of death”	Partial	Partial
Reg. of EC No. 2015/359 “Concerning health care costs and financing”	Non-compliant	Partial

### Statistical Activities

1.4 Health	2022	2023	2024	2025	2026	Data source	Responsible institution
Public health statistics	x	x	x	x	x	AS	INSTAT
Statistics on causes of death	x	x	x	x	x	AS	NSTAT
Statistics from the EHIS survey					x	SS	NSTAT
Health and safety at work statistics			x	x	x	AS	NSTAT

\*SS-Statistical survey; \*AS-Administrative source

### Data sources

*Administrative sources:*

- Ministry of Health and Social Protection;
- Public Health Institution;

- General Directorate of Civil Status;
- Compulsory Health Care Insurance Fund.

*Statistical surveys:*

- Multiple Indicator Cluster Survey (MICS);
- European Health Survey (EHIS).

## **1.5 Income and consumption expenditure**

### **Description**

*Consumption statistics and time use statistics* provide descriptions of the level and structure of consumption expenditure of households in Albania, as well as other indicators based on consumption expenditure. The consumption data is calculated based on the household budget survey (HBS), which is a statistical survey conducted by the NJEF with habitual residence in Albania and gives a clear overview of their socio-economic situation. The survey is harmonized with Eurostat recommendations in terms of methodology, definitions and classifications. The consumption structure of the EUF is based on the classification of individual consumption according to the purpose (COICOP).

FBS data are also used to update the consumption price index and calculate final household consumption, as an important aggregate of GDP with the expenditure method. Moreover, HBS data is used to continuously enrich indicators of sustainable development objectives (6, 7 and 11).

*Time Use Statistics (TUS)* provide detailed information on how individuals spend their time. It provides information on unpaid work, activities outside the workplace and issues related to the adjustment of work and family life.

INSTAT aims to create and establish a new tradition in conducting time use surveys at the national level in a long-term perspective; to build a set of standard indicators in order to assess the way how Albanians spend their time.

*Income and standard of living statistics.* The measurement of well-being and indicators of the level of living and poverty with the income method was carried out for the first time in Albania in 2017. The main source for the production of statistics on income, social inclusion and the level of living is the data collected by income and standard of living survey. The methodology used for the development of the income and standard of living survey, as well as for the production of the main indicators, is based on Eurostat regulations and recommendations. In this way, the comparability of the indicators with European countries and other countries that are recently applying the EU-SILC income and standard of living survey is ensured.

This activity includes four main issues:

- Risk of being poor or social exclusion;
- Income distribution and monetary poverty;
- Standard of living;
- Material deprivation.

### **Current situation**

*Consumption statistics and time use statistics*

Regarding consumption statistics, in 2018, a change in the data collection methodology was tested in HBS, by which the effect of the change in the data collection method from 2 weeks to 1 week was studied in the diary of purchases/self-consumption notebook. During HBS 2018, data were collected in a reference period of 1 week for half of the sample families and

in 2 weeks for the other half. Regarding HBS 2019, information was collected in a diary based on a 1-week data collection period for the entire sample, the results of which were published in October 2020 along with the revised data of HBS 2018 after applying the new methodology. In the following years, the HBS sample has increased compared to previous years, because the main consumption indicators for the main municipalities will be studied and analyzed. Data collection is carried out with the PAPI method, through a face-to-face interview.

*The Time Use Survey (TUS)* applies the Eurostat guidelines for the Harmonized European Time Use Surveys (HETUS). Information on time use is collected through a diary with fixed time intervals (10-minutes), in which interviewees self-record their time use for two randomly selected diary days. The diary records a main activity, a parallel or simultaneous activity, the place where the activity is carried out, the means of transport and the presence of other persons. Following the process, questionnaires and supporting materials are being updated and adapted according to the latest Eurostat recommendations.

The main purpose of the Time Use Survey is to develop nationally representative assessments of the way how people allocate their time for different life activities, in periodic publications with the aim of enriching the indicators of this field, as well as of SDGs.

*Income and standard of living statistics.* INSTAT has published the results of the income and standard of living survey for the years 2017, 2018 and 2019. Moreover, the data of these years have been transmitted, validated and published in Eurostat. The results of the survey are published nationally. The data produced are data that belong to one year (cross-sectional) and in the following year  $\frac{1}{4}$  of the sample changes. Using the data of this survey, the index of material deprivation of children was measured and evaluated, bringing an innovation in the region in the reporting of this important indicator.

## **Expected results**

### *Consumption statistics and time usage statistics*

- Conducting a time use survey once every ten years;
- Establishing a documented database in an accessible format for generating tables with survey results according to user needs;
- Additional gender statistical indicators;
- Publication, 279 days after the end of the reference period (T + 279 days) of the final data of HBS.

### *Income and standard of living statistics*

- Reconstruction of micro data based on the new legislation and Eurostat's recommendations for the development of the income and standard of living survey 2021 and beyond.
- The production of new (longitudinal) indicators that deal with changes at the individual level over time, observed periodically over a 4-year period.
- Publication of the results of the income and standard of living survey even at the level of 3 regions (NUTS 2).
- Analysis of indicators belonging to one year (cross-sectional) and longitudinal indicators observed during a 4-year period;
- Measuring and reporting the index of material deprivation in children;
- Maintaining comparability with EU countries and updating with methodological changes of Eurostat.
- Construction of a new field called “Quality of Life” where a number of indicators are included, as a comprehensive framework for measuring well-being through Social

Surveys and Administrative data;

- Publication of a special publication with indicators that describe the quality of life and the socio-economic situation of the population in the country.

## Compliance with the acquis

### *Consumption statistics and time use statistics*

The family budget survey is conducted based on a gentlemen's agreement, where each member state sets the objectives, methodology and frequency of conducting the survey. Based on this agreement, the completeness of HBS data is in full compliance with the objectives set by INSTAT.

The time use survey is conducted based on a gentlemen's agreement, where each member state sets the objectives and methodology. Based on this agreement, the completeness of TUS data is in full compliance with the objectives set by INSTAT. The TUS is based on the Eurostat guidelines for the Harmonized European Time Use Surveys (HETUS). The HETUS concepts are thoroughly described in the guidelines.

### *Income and standard of living statistics - Albania*

The income and standard of living survey is conducted based on the basic Regulation of the European Commission No. 1177/2003 “Concerning Community statistics on income and living standards (EU-SILC)”, as well as additional regulations that support the annual implementation of this survey.

The completeness of the income and standard of living survey data in our country is in full compliance with Eurostat regulations and recommendations.

## Compliance with the acquis

Name of the international act	Current compliance level	Compliance level at the end of the Program
Reg. of EC No. 1177/2003 “Concerning Community statistics on income and living standards (EU-SILC)”	Partial	Complete

## Statistical Activities

1.5 Income and consumption expenditure	2022	2023	2024	2025	2026	Data sources	Responsible institution
Statistics from the Living Standards Survey	x	x	x	x	x	SS	INSTAT
Statistics on Quality of Life				x	x	SS	INSTAT
Statistics from the Household Budget Survey	x	x	x	x	x	SS	INSTAT
Statistics from the Time Use Survey			x			AS	INSTAT

\*SS-Statistical survey; \*AS-Administrative source

## Data sources

### *Statistical surveys:*

- Survey of income and standard of living (SILC);
- Household budget survey;
- Time use survey.

## 1.6 Social protection

### Description

Social protection includes all interventions made by public or private bodies to relieve families and individuals from the burden of a certain set of risks or needs, provided that there is no simultaneous individual or mutual agreement between them and families or individuals. The list of risks and needs that may lead to social protection under the convention is as follows: care for illness/health, disability, elderly, survivors, family/children, unemployment, housing, social exclusion not elsewhere classified.

### **Current situation**

INSTAT produces country-level data on beneficiaries included in the social insurance scheme, beneficiaries of the economic assistance and disability payment scheme, beneficiaries of unemployment benefits, as well as beneficiaries of residential and day care in social care centers. In addition, INSTAT produces social protection data at the county level providing key data on pensions, economic assistance and disability, which are published annually in the regional yearbook. The production and publication of social protection statistics on INSTAT's official website is carried out quarterly and yearly, organized in “Social Protection Statistics”, “Regional Statistical Yearbook”, “Men and Women in Albania”.

From 2019, the ESSPROS system (European integrated social protection statistics), which consists of a basic system and 2 modules, was included in the OSP annual plans:

The basic system includes annual data on income, expenses and benefits in the field of social protection according to ESSPROS schemes and in total, which serve as an instrument to analyze and compare financial flows in the field of social protection.

Modules contain additional statistical information on specific aspects of social protection such as the Pension Beneficiary Module and Social Protection Net Benefits.

### **Expected results**

Upon the full implementation of the ESSPROS system, INSTAT will make it possible to produce indicators fully compliant with the integrated European social protection system. Moreover, in implementation of this Program, it is expected:

- Increase of cooperation with other institutions in improving the methods of transmission of social protection and ESSPROS data;
- Expansion of the number of institutions supplying administrative data;
- The addition of new indicators of social protection from the existing sources of administrative data and new supply sources, including those with a focus on children;
- Preparation of a dedicated publication on social protection indicators;
- - Classification of ESSPROS schemes and social benefits, completing the questionnaire with qualitative data;
- Drafting and completing the module of pension beneficiaries, according to ESSPROS methodology.
- Creation of the basic system of ESSPROS;
- Completion of the module for net social protection benefits.

### **Compliance with the acquis**

The data of the European system of integrated social protection statistics (ESSPROS) are based on the regulation of the European Parliament and of the Council No. 458/2007 “On the European system of social protection statistics”. The completeness of the ESSPROS data in our country is being carried out in such a way that within the period provided for in this Program, the data will be in full compliance with Eurostat's regulations and recommendations.

## Compliance with the acquis

Name of the international act	Current compliance level	Compliance level at the end of the Program
Reg. of EC No. 458/2007 "On the European system of social protection statistics"	Non-compliant	Complete

## Statistical Activities

1.6 Social protection	2022	2023	2024	2025	2026	Data source	Responsible institution
Social protection statistics (from administrative data)	x	x	x	x	x	AS	INSTAT
Statistics on ESSPROS	x	x	x	x	x	AS	INSTAT

\*SS-Statistical survey; \*AS-Administrative source

## Data Sources

### *Administrative sources:*

- Social Security Institute;
- National Agency for Employment and Skills;
- State Social Service;
- Compulsory Health Care Insurance Fund;
- Ministry of Defense;
- Ministry of Health and Social Protection;
- Ministry of Finance and Economy.

## 1.7 Justice and crime

### Description

Statistics on justice and crime reflect detailed and qualitative data related to the criminal justice system in Albania. These statistics are based on all chains of the system, aiming at providing more complete information due to the social importance of this field for users.

### Current situation

The statistical activity of justice and crimes has had significant improvements over the years. The number of produced indicators has increased significantly, as the data is now collected at the detailed level of the criminal offense (according to the Articles of the Criminal Code). In order to ensure a stable and comparable framework of statistics, INSTAT has signed memorandums of understanding with the main institutions, such as: the General Directorate of the State Police, the General Prosecution Office and the General Directorate of Prisons. During OSP 2017-2021, a detailed publication "Crime and criminal justice statistics, 2018" was prepared for the first time by INSTAT.

In order to be in line with Eurostat/UNODC recommendations, in cooperation with the National Commission for Nomenclature, during this five-year period, INSTAT will commit to the implementation of the international classification of crimes for statistical purposes (ICCS). This work will continue until the completion of reporting according to this classification.

### Expected results

- Production of qualitative and comparable indicators in the field of justice and crime;
- Production of qualitative and comparable indicators for the expanded set of crimes of interest in the EU;
- Harmonization of definitions and counting rules according to ICCS;
- Formalization and implementation of the ICCS international classification;
- Calculation of the main coefficients for criminality and persons involved in the criminal justice system;
- Finalization of a memorandum of understanding with the Ministry of Justice;

- Drafting an expanded publication of indicators in the field of justice and crime every 5 years.

### Compliance with the acquis

Justice and crime statistics are based on national legislation and national rates of counting offenses and persons in the justice system. This makes the comparability of statistics challenging. Therefore, INSTAT is working on the formalization of the International Classification of Crime Statistics for Statistical Purposes (ICCS), which will provide a framework for the production of comparable statistics.

### Compliance with the acquis

Name of the international act	Current compliance level	Compliance level at the end of the Program
International classification of crimes for statistical purposes (ICCS)	Non-compliant	Partial

### Statistical Activities

1.7 Justice and crime	2022	2023	2024	2025	2026	Data source	Responsible institutions
Statistics of criminality, criminal offenses, criminal proceedings	x	x	x	x	x	AS	INSTAT
Statistics of suspects, defendants and prisoners	x	x	x	x	x	AS	INSTAT
Statistics of convicted and innocent persons	x	x	x	x	x	AS	INSTAT
Implementation of the International Classification of Crimes for Statistical Purposes (ICCS)	x	x	x	x	x	-	INSTAT

\*SS-Statistical survey; \*AS-Administrative source

### Data source

*Administrative sources:*

- General Directorate of the State Police;
- General Prosecution Office;
- Ministry of Justice;
- General Directorate of Prisons.

### 1.8 Culture

#### Description

Culture statistics reflect both a social and economic dimension. The main objective is to build a stable and comparable statistical system, following and implementing the European recommendations on the production of culture statistics.

#### Current situation

Regarding the production of culture statistics, INSTAT provides the data from the Ministry of Culture. Therefore, it is intended to strengthen the cooperation with the Ministry of Culture, as the institution which is responsible for the design and monitoring of cultural policies. Considering Eurostat's recommendations, where culture statistics are produced and derived from surveys in various fields, INSTAT prepared for the first time in 2021 the annual publication "Culture Statistics 2020", which included new indicators from surveys conducted by this institution. Modules on culture employment, cultural education, use of the Internet for statistical purposes and public expenditure on culture were added.

#### Expected results

- Production of quality indicators based on administrative sources;
- Improving the infrastructure for information collection on culture statistics;
- The production of qualitative cultural indicators based on the social and economic

- surveys that INSTAT conducts;
- Development of indicators according to Eurostat definitions;
- Expanding and improving the quality of sports statistics.

### Compliance with the acquis

INSTAT aims to develop cultural statistics in full compliance with regulation (EU) No. 1295/2013 “Establishing the Creative Europe program” within the year 2026. INSTAT must follow and consult the Eurostat methodology for the development of statistics in line with the regulation.

### Compliance with the acquis

Name of the international act	Current compliance level	Compliance level at the end of the Program
Reg. of the EU No. 1295/2013 “On creative Europe”	Partial	Complete

### Statistical Activities

1.8 Culture	2022	2023	2024	2025	2026	Data source	Responsible institution
Statistics of central art institutions and cultural heritage	x	x	x	x	x	AS	INSTAT
Sports statistics			x	x	x	AS	INSTAT
Culture statistics from INSTAT social surveys	x	x	x	x	x	SS	INSTAT
Culture statistics from INSTAT economic surveys	x	x	x	x	x	SS	INSTAT

\*SS-Statistical survey; \*AS-Administrative source

### Data sources

The production of culture statistics is based on administrative sources and the social and economic surveys conducted by INSTAT.

#### Administrative resources:

- Ministry of Culture;
- Ministry of Education, Youth and Sports;
- Ministry of Economy and Finance;
- Statistical surveys:
  - Labor force survey related to culture employment, based on cultural sectors and professions;
  - Family and individual survey of information and communication technology (ICT) regarding the use of internet for culture purpose;
  - Consumption price survey related to the harmonized index of consumption prices for cultural goods and services.

## 2. Economic statistics

Economic statistics include fields such as: macroeconomic statistics, government financial statistics, fiscal, public sector and enterprise statistics, which play an important role in the design of economic policies and constitute the main basis of information for further analysis on development and structural changes of the country's economy.

The main purpose of economic statistics is to provide timely and quality data of statistical indicators, which support the design of economic policies, as well as the monitoring and management of these areas.

### 2.1 Macroeconomic statistics

#### Description

Macroeconomic statistics include the wide range of economic-financial indicators, which serve as basis to show the development and structural changes of the country's economy, the

behavior and decision-making of the economy as a whole. They serve as pillars for the analysis of economic and financial stability, as well as for monitoring the effects of monetary policy. The National Statistical System provides users with key indicators and basic information on the country's economic development.

### **Current situation**

National accounts play an important role in the design of economic policies and are the basis of information in presenting the development and structural changes of the country's economy. The methodological database is intended to be harmonized with the regulation (EC) of the European system of accounts 2010 (ESA 2010), which is the European version of the system of national accounts at the world level (SNA-2008). The regulation includes a common methodology in terms of standards, definitions, classifications and calculation rules that must be used by EU countries, or countries acceding to be part of the EU, regarding the compilation of accounts and tables on comparable basis. It also provides a program for transmitting data and tables according to well-defined deadlines and requirements.

In recent years, Albania has done intensive work in the field of national accounts statistics to increase the level of compliance with ESA 2010, specifically in methodological improvements or even in the addition of new indicators. Various multi-benefit IPA projects, from the EU and beyond, have been used to help the development of national accounts and will continue to provide technical assistance until its full implementation.

### **Expected results**

Further harmonization of national accounts with EU standards and the ESA 2010 transmission program.

- The expansion of macroeconomic statistics with the aim of meeting the ever-increasing demands of the main users and the general public. Cooperation with other producers of official statistics, to better updating and support with administrative sources and data.
- Further implementation of the European system of accounts ESA 2010 in the compilation of indicators of national accounts, in annual and quarterly terms. The coverage and quality of national accounts statistics will be continuously expanded to help monitor economic policies;
- Expanding the program of data transmission to Eurostat in terms of increasing the number of tables and improving the deadlines, with the aim of increasing the level of comparability with other countries of the European Union;
- Implementation of the SDMX-R platform in the transmission of national accounts tables, according to the ESA 2010 transmission program;
- In 2024, the major Revision of the national accounts is expected to take place, which will include all the methodological improvements within the multi-beneficial IPA programs. This process will also include the preparation of the GNI inventory according to the recommendations of the Eurostat guide, as part of the list of mandatory criteria to be met for EU membership;
- Compilation and publication of the complete sequence of annual non-financial accounts (starting from the production account to net borrowing), according to institutional sectors, applying in a combined way balancing methods, in full coherence with the concepts of ESA 2010 (SNA 2008 );
- Full integration of the source-use and input-output table system in the national accounts system, in the final estimate of GDP with current prices and the prices of the previous year, eliminating the statistical inconsistencies that exist between the assessment methods and improved volume and price measurements of national accounts through the double deflation process;
- Further improvement of regional account indicators and expansion with new indicators,

such as: gross fixed capital formation by statistical regions, household incomes by statistical regions, as well as employment by statistical regions;

- Cross-sectoral cooperation within INSTAT (macroeconomic statistics, business statistics, agricultural and social statistics, registers and classifications, IT Directorate, etc.) for a coordinated implementation of European and international standards (ESA 2010/SNA 2008), having as the main goal the production and publication of statistical data in line with the obligations arising to Albania from the ESA 2010 Broadcasting Program;
- The continuous increase of the technical capacities of employees through training, participation in meetings, seminars or workshops organized by INSTAT, Eurostat and other institutions inside and outside the country.

### Compliance with the acquis

- National accounts are the main element of macroeconomic statistics. They must be harmonized with European standards in terms of quality, periodicity and consistency, providing a stable data base not only for policy-making at the country level, but also at the European level.
- Albania, under the assistance of Eurostat, has significantly increased the level of compliance of national accounts statistics.
- Based on the Compliance Monitoring Program, Eurostat assesses the level of implementation of ESA 2010 in national accounts as moderately compliant.
- Upon completion of the Major Revision of national accounts indicators, foreseen in 2024, it is intended the increase of the level of compliance with the set of regulations to be implemented in the national accounts system.

### Compliance with the acquis

Name of the international act	Current compliance level	Compliance level at the end of the Program
European System of Accounts 2010	Partial	Partial

### Statistical activities

2.1 Macroeconomic statistics	2022	2023	2024	2025	2026	Data source	Responsible institution
Non-financial accounts according to institutional sectors	x	x	x	x	x	SS+AS	INSTAT
Quarterly national accounts - gross domestic product (GDP) by production and expenditure method	x	x	x	x	x	SS+AS	INSTAT
Annual national accounts - gross domestic product (GDP) by production and expenditure method	x	x	x	x	x	SS+AS	INSTAT
Source - uses tables	x	x	x	x	x	AS	INSTAT
Input - output tables		x				AS	INSTAT
Regional Accounts	x	x	x	x	x	SS+AS	INSTAT

\*SS-Statistical survey; \*AS-Administrative source

### Data sources

#### Administrative sources:

- INSTAT;
- Ministry of Finance and Economy;
- General Directorate of Taxation;
- National Business Center;
- The Bank of Albania;
- Financial Supervision Authority.
- Data from other institutions on financial statements of economic entities, government fiscal statistics, monetary and financial statistics of the financial system.

#### Statistical observations:

- Surveys of agricultural and non-agricultural economic units, families and other economic and

social indicators.

## **2.2 Government, fiscal and public sector financial statistics**

### **Description**

Government financial statistics cover financial and non-financial data on government expenditure, income and financing. These data are approved by the Parliament every year, reported in monthly, quarterly, annual frequency and published in detail every month for different users. The financial statistics of the government in Albania are compiled by the Ministry of Finance and Economy, INSTAT and the Bank of Albania. Monetary and Financial Statistics are compiled and published by the Bank of Albania.

### **Current situation**

The Ministry of Finance and Economy compiles and publishes Government Financial Statistics every year in accordance with the “Government Finance Statistics Manual 2014 (GFSM 2014)”. The statistics include only the budgetary units of the detailed consolidation of the general government according to sub-sectors: central government, local government and insurance funds.

INSTAT has made intensive efforts to compile Government Financial Statistics following the methodology of ESA 2010. The statistics include budgetary units and extra-budgetary units of the general government sector (S.13) according to sub-sectors: central government (S.1311 ), local government (S.1313), as well as insurance funds (S.1314).

Based on the memorandum of understanding signed between the responsible institutions, the compilation of government financial statistics and the periodic transmission of tables of the excessive deficit procedure (EDP) to Eurostat have been made possible. Recently, in the framework of this cooperation, under the technical assistance of Eurostat and the IMF, it has been possible to create correspondence tables between government accounts, classifying them based on the European system of accounts (ESA 2010) and the Government Financial Statistics Manual (GFSM 2014), as well as the integration of time series data in the system built for this purpose.

Moreover, regarding monetary and financial indicators, work has been done in terms of methodology development and drawing up interest rate statistics, according to the requirements of the European Central Bank, as well as the adaptation of new statistical indicators, in accordance with the requirements and reporting standards of the relevant European institutions (ECB, Eurostat, etc.).

### **Expected results**

- Further harmonization of government financial statistics, excessive deficit procedure with EU standards and ESA 2010 transmission program;
- Compilation and publication of annual financial accounts according to Institutional Sectors, balances and flows, in full coherence with the concepts of ESA2010 (SNA 2008);
- Compilation and publication of monetary and financial indicators, in full coherence with European standards (ECB, Eurostat, etc.);
- Expansion of the database for extra-budgetary units and their integration in the data system of the general government;
- Integration of all units of the general government in the AGFIS system and the compilation of the balance sheets of government accounts in accordance with the international standards of public sector accounts (IPSAS);

- Consolidation of data of budgetary and extra-budgetary units;
- Methodological improvements in the evaluation and transmission of the full set of government financial statistics tables (GFS) and excessive deficit procedure (EDP) tables.

### Compliance with the acquis

- Based on the Compliance Monitoring Program, Eurostat assesses the level of implementation of ESA 2010 in government financial accounts as moderately compliant.
- In the next five years, it is aimed at working towards increasing the compliance of the legal framework, as well as intensifying inter-institutional cooperation in order to compile the tables of government financial statistics (GFS) and the tables of the excessive deficit procedure (EDP) according to European standards.
- Monetary statistics are drawn up in full compliance with international standards based on the Monetary and Financial Statistics Manual, IMF 2016 and the Manual of Statistics of Monetary and Financial Institutions, ECB, 2019.

### Compliance with the acquis

Name of the international act	Current compliance level	Compliance level at the end of the Program
European System of Accounts 2010	Partial	Partial
Financial and monetary statistics compilation manual and guide, IMF, 2016	Complete	Complete
Manual of statistics of monetary financial institutions, ECB, 2019	Complete	Complete

### Statistical activities

2.2 Government, Fiscal and Public Sector Financial Statistics	2022	2023	2024	2025	2026	Data source	Responsible institution
Financial accounts according to institutional sectors	x	x	x	x	x	AS	Bank of Albania
Monetary and financial statistics	x	x	x	x	x	AS	Bank of Albania
Government financial statistics according to GFSM2014 and consolidated government financial statements	x	x	x	x	x	AS	Ministry of Finance and Economy
Government budget sector debt statistics and guaranteed debt	x	x	x	x	x	AS	Ministry of Finance and Economy
Government financial statistics according to ESA2010	x	x	x	x	x	AS	INSTAT, Bank of Albania. Ministry of Finance and Economy

\*SS-Statistical survey; \*AS-Administrative source

### Data sources

- Government financial information system (GFIS) – Ministry of Finance and Economy;
- The Debt Management and Financial Analysis System (DMFAS) – Ministry of Finance and Economy;
- Data from other institutions on the financial statements and accounting balance of economic units classified as part of the public sector, government fiscal statistics, monetary and financial statistics of the financial system, etc.;
- Bank of Albania, second level banks, savings and credit companies, non-banking institutions, insurance companies, pension funds, investment funds and other financial institutions.

### 2.3 Business statistics

#### Description

- Business statistics include structural statistics of enterprises, production communautaire (PRODCOM), short-term statistics of enterprises and statistics of business registers.
- Business statistics are partially in accordance with the new Regulation No. 2019/2152

(EC), which began its implementation in January 2021, while applying the same definitions and classifications. Continuous progress has been made regarding these statistics, increasing the range of indicators produced, as well as increasing the number of tables transmitted to Eurostat.

### **Current situation**

- INSTAT collects, processes and publishes the structural statistics of non-agricultural economic enterprises based on an annual survey. The statistics include all active enterprises in Albania, regardless of their legal form.
  - Preliminary data are published 11 months after the reference year; the final data are published 14 months after the reference year in the special publication “General results of the structural survey of enterprises”, in the Statistical Yearbook and on INSTAT website.
  - The results are published at the national level, according to economic activities and the size of the enterprise. In addition, INSTAT produces structural statistics of enterprises according to regions, which aim to show the development and structure of their economic activities.
  - Since 2018, data on the production of Production Communautaire (PRODCOM) have been collected and processed. PRODCOM statistics are estimated for internal use only and are not published and transmitted to Eurostat. In order to improve the quality of data, it is required the development of the appropriate statistical infrastructure for the production of these statistics.
  - INSTAT collects, processes and publishes short-term statistics of non-agricultural economic enterprises. During the last years, the data have been obtained in a combined manner through administrative sources and the quarterly survey. Short-term statistics include all active enterprises in Albania, regardless of their legal form.
  - Data are published 60 days after the end of the reference quarter for building permits and 75 days for short-term statistics. Since 2018, data are regularly transmitted on a quarterly basis for some key indicators and quality reports for all annexes of short-term enterprise statistics.
  - INSTAT maintains and is responsible for updating business registers.
  - Registers are updated and maintained with administrative and statistical resources.
  - This register is the main basis for the production of regional statistics.
- I. The Statistical Register of Enterprises contains all legal entities, enterprises, that perform economic activity, contributing to the gross domestic product (GDP). Registers are updated and maintained with administrative and statistical resources. The ESQRS quality report (ESS Quality Report Standard Structure) is published and transmitted annually to Eurostat.
- II. The Statistical Register of Local Units was built in 2010 and is updated annually.
- III. Due to globalization, the international comparability of statistical data has become crucial. The Register of Enterprise Groups and Multinational Enterprise Groups (MNE) has been built and maintained since 2018.

INSTAT calculates and publishes every three months the producer price index (PPI), the import price index (IPI) and the construction cost index (for housing) (CCI), which measure the change in the prices of production, import and construction for a given basket of items in the current period compared to another period considered as the base period. The basic period of index calculation is the year 2020 (year 2020=100) (for CCI it is the fourth quarter of 2020). PPI and IPI indices are calculated and published using the Nomenclature of Economic Activities Rev.2 (NVE Rev.2). In order to calculate these indices, INSTAT collects and processes the prices of articles with a quarterly review through direct interviews with surveyees. The observation is carried out in the enterprises selected for these observations.

- Data are transmitted to Eurostat regularly on a quarterly basis. Quality reports are updated, broadcast and published annually.
- INSTAT currently does not calculate the statistics of the construction cost index for engineering works and service price indices, but will work on the calculation of the statistics of the construction cost index for engineering works and indices in 2023 by adding to the statistics of the construction cost index. Regarding the price index of services, with the assistance of multi-profit IPA experts, the methodology and possible data sources for the implementation of these statistics have been studied and it is planned to be included in 2023 as part of the INSTAT statistics.

### Expected results

- During this 5-year period, we will focus on the adaptation and implementation of business statistics activities in accordance with the new Regulation No. 2019/2152 (of the EC). In this context, it is expected:
- Improving and achieving full compliance with EU regulations, building business registers and producing necessary statistics for providing short-term indicators and structural economic developments.
- Use of new technologies, such as: web form, CAPI, etc.;
- The use of combined methods of collecting statistical information, survey and administrative source;
- The transition from the 2-digit level to the 3- digit level and 4-digit level of NVE Rev.2 for the creation of the sample of economic surveys;
- Creation of the ASN information file and the Register of Local Units;
- Observation of the list of production communautaire (PRODCOM), relying on the requirements of European regulations;
- New statistical indicators and improvement of the quality of business registers and business groups.

### Compliance with the acquis

Business statistics are partially in accordance with Regulation (EC) No. 2019/2152 “On European business statistics” and others implementing it, while applying the same definitions and classifications.

Various multi-benefit IPA projects have contributed to the development of business statistics. However, technical assistance is still needed until the new European business statistics regulation is fully implemented.

### Compliance with the acquis

Name of the international act	Current compliance level	Compliance level at the end of the Program
Reg. of EC No. 2019/2152 “On European business statistics”	Partial	Partial

### Statistical Activities

2.3 Business statistics	2022	2023	2024	2025	2026	Data source	Responsible institution
Structural enterprise statistics	x	x	x	x	x	SS	INSTAT
Industrial product statistics	x	x	x	x	x	SS	INSTAT
Short-term enterprise statistics	x	x	x	x	x	SS+AS	INSTAT
Price statistics in economic enterprises on a quarterly basis	x	x	x	x	x	SS	INSTAT
Statistics on construction permits approved in the territory of the Republic of Albania	x	x	x	x	x	AS	INSTAT

Statistical Register of Enterprises	x	x	x	x	x	SS+AS	INSTAT
Register of Local Units	x	x	x	x	x	SS+AS	INSTAT
Register of Enterprise Groups	x	x	x	x	x	SS+AS	INSTAT

\*SS-Statistical survey; \*AS-Administrative source

## Data sources

### *Administrative resources:*

- General Directorate of Taxation;
- National Business Center;
- Local self-government institutions (municipalities);
- Ministry of Agriculture and Rural Development;
- Department of Public Administration;
- Financial Supervision Authority;
- The Bank of Albania

### *Statistical surveys:*

- Structural survey of enterprises;
- Quarterly survey of enterprises;
- Survey of industrial products;
- Enterprise register survey.

## 3. Sectoral statistics

Sectoral statistics include a number of heterogeneous fields, such as: statistics of agriculture, fisheries and forests, statistics of energy, transport, tourism, statistics on foreign trade and balance of payments, statistics of prices, science and technology, innovation.

The main purpose of sectoral statistics is to provide timely and quality data of statistical indicators, which help the design of common policies on the above-mentioned areas, as well as their monitoring and management.

### 3.1 Agriculture, forestry and fishing

#### **Description**

Forest statistics provide general and specific data on forests, pastures and meadows. These data are annual, at the national level. The institutions responsible for collecting these data are the Ministry of Tourism and Environment and the National Forestry Agency.

The purpose of the crop statistics subtopic is related to the collection, processing and publication of crop production statistics, crop production methods and organic products. Crop production statistics provide information on cereals, industrial crops, roots, beans, vegetables, other arable crops, fruits, citrus fruits, olives and vineyards. Data on the first and second crops are collected, processed and evaluated both in the open field and in the greenhouses. Production of crop production statistics uses combined administrative sources and direct field observations with enumerators, as well as combined calculation, direct methods and evaluation. Crop statistics include arable crop statistics (wheat, maize, barley, rye, oats), area, production and yield.

- Statistics of other arable crops: potatoes, beans, industrial crops (sunflower, soybeans and tobacco), as well as forage crops (forage corn, alfalfa and other forages that are cut green).
- Vegetable statistics: open field and greenhouse vegetables, first and second crop.
- Statistics of fruit trees: fruit trees, citrus fruits, olives, grapes and nurseries of fruit trees.

The data are annual: The area is expressed in ha, yield in kv/ha, production in tons and humidity in %. Regarding orchards in blocks, the data is expressed in ha and number of roots,

while for distributed trees, the data is only in number of roots.

The sub-topic of statistics of livestock, meat and eggs aims to provide harmonized regional and national data related to the structure of livestock, meat and egg production with those of the EU. INSTAT collects, processes and publishes livestock, meat and egg statistics using administrative sources, as well as statistical surveys of livestock economic units and agricultural economic enterprises. In terms of the production of statistics of this nature, INSTAT collects data related to poultry slaughter and egg production on the farm through the annual agriculture survey, as well as data related to the foreign trade of poultry.

Statistics of milk and its by-products include statistics at the regional and national level regarding the production of milk and milk products from cows, sheep and goats. Data are collected on a monthly and annual basis at milk processing enterprises and dairies, which purchase raw milk directly from farms or collection points, according to fat and protein content. INSTAT currently focuses on improving the data collection system, processing, qualitative analysis and data distribution, as well as updating metadata (quality reports). Structural farm statistics play an important role in the implementation, monitoring and evaluation of common agricultural policies. The farm structure survey (Census of Agriculture) and intermediate sample survey are pillars of the agricultural statistical system. Based on the data collected through the Farm Structure Survey, indicators are synthesized, which determine the typology of agricultural farms in all its branches, as well as their economic size. The structure of agricultural farms includes all types of organization of agricultural, livestock, mixed farms or any other type of organization that meets the definition of being an agricultural economic unit. The areas of activities covered in this theme are agricultural censuses and farm structure surveys, 2–3 surveys in the 10-year period between the two censuses. The object of survey for the structure of agriculture will be all agricultural economic units that carry out activity in the territory of the Republic of Albania. In the five-year period 2022-2026, it is planned to carry out the Agricultural Census, using the information collected during the population and housing census related to the construction of the framework of agricultural economic units that will be its focus. The agricultural census (predicted by INSTAT to be carried out in 2024) is considered a top priority regarding the definition of the farm's typology and its economic size. The updating of the statistical register of farms and the generalization of the results achieved at the regional and national level will be based on the methodical criteria recommended by Eurostat.

The farm structure survey is a broad statistical survey planned, organized and implemented based on contemporary scientific criteria and definitions for the collection, processing and publication of data. The survey provides micro data on general aspects such as: land structure, livestock, agricultural labor and other profitable activities, rural development measures, machinery and equipment, irrigation, animal housing and manure management, land management, vineyards and fruit trees. These data serve as the statistical basis for other statistics on land use and income from livestock and agriculture.

Regarding the sub-topic of economic accounts in agriculture, the aim is the provision and timely production of economic accounts of agriculture which are made possible thanks to the implementation of the concepts, principles and basic rules for the compilation of accounts defined in the Economic Accounts of Agriculture Manual (EAA). The classification of agricultural activity is made in accordance with the European NVE Rev2 classification. Provision and timely production of absolute prices of production and inputs for the calculation of agricultural indices has been made possible thanks to the implementation of basic concepts and rules according to the Agricultural Price Statistics Manual. The system of integrated economic accounts should provide an overview of economic activities, which is

systematically comparable and fully complete to serve as a basis for analysis, forecasts and policy measures.

The purpose of the price index is to provide information on the price performance of agricultural products of producers and the purchase price of equipment for agricultural production. The basic tools for measuring price changes and price developments are absolute agricultural prices on the one hand and agricultural price indices on the other. The main use of absolute agricultural prices is to compare price levels between countries and to study price developments and the impact on agricultural incomes. The agricultural price index shows the performance of prices by month and season. Prices are collected according to monthly and quarterly surveys for agricultural and livestock products, as well as inputs. Prices of agricultural and livestock products are collected regularly every month.

Agricultural economic accounts and agricultural price statistics play a key role in the design, implementation and monitoring of common agricultural policies, as well as in the assessment of GDP and the economic situation of agriculture in the country. Economic accounts in agriculture are satellite accounts that supply the national accounts with additional information and concepts that are adopted to the special nature of the agriculture and forestry “industry”. Estimates for new orchard plantings for the calculation of gross fixed capital formation are based on statistical data, but also on administrative data of the Ministry of Agriculture and Rural Development. Statistical data have served as a main source for the quarterly and annual calculation of economic accounts in agriculture.

Regarding fishing statistics, the aim is to provide harmonized data related to fishing activity, such as: fish catch statistics by ports, number of fishing vessels by ports and type of fishing, as well as aquaculture statistics as a developing branch, including shellfish production. As regards official fisheries statistics, the program focuses on adapting needs to meet the growing demands for fisheries and aquaculture data. Eurostat's fisheries recommendations relate to the implementation of FAO recommendations and mainly to data on fish catch from marine fisheries, according to ports. The implementation of the standards, concepts and definitions recommended by the FAO are given in the fisheries statistics standards manual, which will be the basis for the harmonization of the Albanian fisheries statistics with those of the EU. Meanwhile, the implementation of regulation (EC) No. 762/2008 on aquaculture will provide data on the production of fish and shellfish, as well as on the structure of their manufacturing enterprises.

The data on the production of Statistics of Organic Production in Agriculture are collected by the certifying bodies, which collect data on certified organic farms and those in the process of certification, such as: plant production, livestock, aquaculture and processed plant and animal products. The certification of organic farms by certification bodies is based on the Albanian legislation, which is in the process of drafting and approval, adapting to the regulation of the EU Council No. 834/2007, June 28, 2007 “On organic products and the labeling of organic products”.

Agro-environmental statistics provide information on the impact of agricultural activities on the environment.

### **Current situation**

Forest statistics are the cadastral administrative data of the forest fund and pastures in Albania. They refer to both the municipal forest fund and the private ones, the structure of this fund, the forms of breeding, offenses in forests and pastures, the use of forests and the main forest products. Regarding the statistics of plant products, administrative data are collected annually,

within the month of April of the following year at country, region and municipality level. The data are comprehensive for all agricultural activity practiced in the country and necessary for the processing and publication of crop production statistics. The publication of plant production statistics takes place within the month of July of the following year on the official website of INSTAT and in the dedicated publications “Statistical Yearbook of Agriculture”, “Regional Yearbook” and “Statistical Yearbook” - chapter “Agriculture”. The published data are at the country, region and municipality level.

Surveys are carried out by INSTAT in cooperation with the Ministry of Agriculture and Rural Development. Surveys are carried out annually and the sampling includes all natural or legal persons engaged in agricultural activity. The annual survey at agricultural economic units (livestock economic units) provides information on the structure of livestock according to Regulation (EC) No. 1165/2008, Annex II, and the harmonization of the definitions of livestock statistical categories, Annex I. Meat production is calculated through data collected from the administrative source and the annual statistical survey on livestock farms, where information is collected on the number of animals slaughtered during the calendar year, average live weight and average slaughter weight by animal category, as well as from monthly surveys carried out in slaughterhouses. Slaughter statistics are harmonized and produced based on Regulation (EC) No. 1165/2008, Annex IV. For the purposes of this regulation, during this five-year period, the definitions according to Annex I will be applied. The forecast of meat production (for human consumption) will be calculated using statistical data obtained from statistical surveys for livestock, slaughtering, foreign trade of living animals and other sources of information. Regarding poultry, monthly and annual data are collected on the number of poultry slaughtered in slaughterhouses and on egg production from poultry farms that raise poultry for egg production for human consumption.

Regarding milk statistics, the information is collected through monthly surveys which provide data on milk by-products and on the structure of milk collection and processing factories and dairies.

Annual surveys in livestock economic units provide data on milk production on the farm, the balance of milk use, as well as milk by-products produced on the farm by the farmers themselves for self-consumption or for sale. The three-year statistics provide data on the structure of milk collection and processing enterprises. The last farm structure survey (FSS) was carried out in October 2012, which coincides with the general census in agriculture.

INSTAT collects, processes and publishes the statistics of the economic accounts of agriculture and the environment based on the statistical information received from administrative sources related to livestock and fishing statistics; land and crop production statistics; environmental statistics and information obtained from statistical surveys conducted by INSTAT.

Fishing data is collected based on the GFCM (General Fisheries Commission for the Mediterranean) methodology for data collection based on segments of the fishing fleet, collection of ship logbooks, interviews with aquaculture operators, etc.

In addition, INSTAT collects data and publishes statistics on the amount and type of pesticides and chemical fertilizers used in agriculture.

### **Expected results**

- Harmonization of the methodology of calculating indicators, classifications and definitions according to relevant EU regulations;

- Redesigning the annual survey questionnaire in agriculture (agricultural and livestock economic units), as well as preparing a special sample for agriculture and livestock in order to increase quality;
- The use of combined methods of collecting statistical information from the survey and the administrative source related to data on the number of heads and livestock production, as well as the administrative register of animals;
- Calculation of new indicators based on the European regulation of livestock and meat production statistics, such as: slaughter outside the slaughterhouses, gross domestic production (meat forecast), etc.;
- Revising and enriching the list of significant agricultural products for the calculation of the price index of agricultural products;
- Revising and enriching the list of significant agricultural products for economic accounts in agriculture;
- Calculation of indicators within the objectives of sustainable development;
- Development of the agricultural census.

### **Compliance with the acquis**

- *Statistics in the field of plant production* are carried out by implementing methodologies according to European standards, specifically based on Regulation (EC) No. 543/2009 “Concerning annual crop statistics” which cover Annexes 1.2.3.4 and are evaluated as partial, as well as on EC regulation No. 834/2007 “Statistics for organic products” which is partially covered.
- *Livestock, meat and egg statistics* partially comply with Regulation (EC) No. 1165/2008 of the European Parliament and of the Council, dated November 19, 2008 “On livestock and meat statistics”, covering Annexes I-IV, as well as aiming to cover Annex V. The definitions used are mainly in accordance with EC regulations.
- *The statistics of milk and milk by-products* are based on and are partially aligned with Regulation No. 1165/2008 of the European Parliament and of the Council, dated November 19, 2008 “On livestock and meat statistics”, as well as Directive 96/16/EC on statistical surveys of milk and milk products.
- *Statistics of the structure of agricultural economic units*, within the period of this Program, will be based on the new regulation: Regulation (EU) 2018/1091 of the European Parliament and of the Council of July 18, 2018 “On integrated farm statistics” and repeal of Regulation (EC) No. 1166/2008 and (EU) No. 1337/201. The definitions to be used will be in accordance with EC regulations.
- *Agriculture and price economic accounts* are based on the Regulation of (EC) No. 138/2004 of the European Parliament and of the Council of December 5, 2003 “On the economic accounts for agriculture”. Pursuant to the requirements of this regulation, agriculture and price economic accounts are classified as partially aligned. The definitions used are mainly in accordance with the EC regulation. The price index of agricultural products is published in accordance with EC regulation annually and quarterly.
- *Fishing statistics* are based on FAO recommendations, as well as the following regulations: Regulation (EC) No. 216/2009 “On fish catch statistics, on fishing in certain areas others than those of the North Atlantic” and Regulation (EC) No. 762/2008 “On aquaculture statistics”. The definitions used are mainly in accordance with EC regulations. Certification of organic farms by certification bodies is based on Law No. 106/2016 “On biological production, labeling of biological products and their control”, and the alignment with Regulation (EC) No. 834/2007, June 28, 2007 “On organic products and the labeling of organic products”.
- *Statistics of the agricultural environment* are evaluated as partially aligned with

Regulation (EC) No. 1185/2009 of the European Parliament and of the Council of November 25, 2009 regarding statistics on pesticides.

- During the implementation of OSP 2022-2026, the Agricultural Census will be carried out in full compliance with the European Regulation (EU) 2018/1091 “Integrated Farm Statistics”, which will enable the further alignment of agriculture and livestock statistics with the requirements of the relevant regulations, as well as the increase of statistical indicators. In addition, the completion of the joint forest questionnaire (JFSQ), which provides annual data on the production and trade of wood and wood products, will be completed.

### Compliance with the acquis

Name of the international act	Current compliance level	Compliance level at the end of the Program
Reg. of EC No. 543/2009 “On annual plant statistics”	Partial	Partial
Reg. of EC No. 834/2007 “Statistics for organic products”	Partial	Partial
Reg. of EC No. 1165/2008 “On livestock and meat statistics”	Partial	Partial
Reg. of the EU No. 2018/1091 of the European Parliament and of the Council of July 18, 2018 “On Integrated Farm Statistics”	Partial	Complete
Reg. of EC No. 138/2004 “On economic accounts for agriculture”	Partial	Partial
Reg. of EC No. 834/2007 “On organic products and labeling of organic products”	Partial	Partial
Reg. of EC No. 216/2009 “On Fisheries statistics, for fishing in certain areas other than those of the North Atlantic”	Partial	Complete
Reg. of the EC No. 762/2008 “On Aquaculture statistics”	Partial	Partial
Reg. of EC No. 1185/2009 “On pesticide statistics”	Partial	Partial

### Statistical activities

3.1 Statistics of agriculture, forestry and fisheries	2022	2023	2024	2025	2026	Data source	Responsible institution
Forest statistics	x	x	x	x	x	AS	INSTAT
Plant product statistics from the annual agricultural survey				x	x	SS	Inst Ministry of Agriculture and Rural Development
Statistics of plant products (administrative)	x	x	x	x	x	AS	INSTAT
Statistics of plant products from the survey on the planted area				x	x	SS	Inst Ministry of Agriculture and Rural Development
Livestock, meat and egg statistics from the annual agricultural survey				x	x	SS	Inst Ministry of Agriculture and Rural Development
Livestock, meat and egg statistics (administrative)	x	x	x	x	x	AS	INSTAT
Livestock, meat and egg statistics from the monthly survey on monitoring the activity of slaughterhouses for cattle, pigs and small ruminant	x	x	x	x	x	SS	INSTAT
Livestock, meat and egg statistics from the monthly survey on monitoring the activity of poultry slaughterhouses	x	x	x	x	x	SS	INSTAT
Livestock, meat and egg statistics from the monthly survey of the activity of poultry farms for egg production (human consumption)	x	x	x	x	x	SS	INSTAT
Statistics of milk and milk by-products from the annual survey in all factories and dairies that collect and process milk	x	x	x	x	x	SS	INSTAT
Statistics of milk and milk by-products from the monthly survey in factories that collect and process cow's milk	x	x	x	x	x	SS	INSTAT

Statistics of milk and milk by-products from the administrative source	x	x	x	x	x	AS	INSTAT
Census of agriculture and agricultural farms			x			Cens	INSTAT
Statistics on economic agriculture accounts	x	x	x	x	x	AS	INSTAT
Statistics on agricultural prices	x	x	x	x	x	SS	INSTAT
Fishing statistics	x	x	x	x	x	AS	INSTAT
Fisheries and Aquaculture Statistics	x	x	x	x	x	AS	INSTAT
Statistics of organic agriculture production	x	x	x	x	x	AS	INSTAT
Agro-environment statistics	x	x	x	x	x	AS	INSTAT

\*SS-Statistical survey; \*AS-Administrative source

## Data sources

### *Administrative sources:*

- Ministry of Tourism and Environment;
- National Forestry Agency;
- Ministry of Agriculture and Rural Development;
- National Food Agency;
- General Directorate of Customs.

### *Statistical surveys:*

- Survey on wood use in industry;
- Planted surface survey;
- Annual agriculture survey;
- Monthly slaughterhouse survey;
- Monthly farm survey;
- Annual survey in milk collection and processing entities (all types);
- Monthly survey of milk collecting and processing entities (cow's milk);
- Farm structure survey (agricultural census);
- Monthly price survey of agricultural products;
- Quarterly survey of input prices in agriculture;
- Quarterly survey of animal prices for breeding.

## 3.2 Energy

### Description

Energy statistics include electricity statistics and overall energy balance. Energy statistics are partially in accordance with Regulation (EC) No. 1099/2008, while applying the same definitions and classifications. Continuous progress has been made regarding these statistics, increasing the range of indicators produced, as well as increasing the number of tables transmitted to Eurostat.

### Current situation

INSTAT collects, processes and publishes electricity statistics collected from administrative sources. The electricity balance provides statistical information on the net domestic production of electricity, gross import and export of electricity, network losses, as well as final consumption in our country. Electricity statistics are published for the quarterly period provided by administrative sources.

Moreover, INSTAT collects and publishes the general energy balance, which presents the current situation in the energy sector in the Republic of Albania. It is a summary of all balances of available energy resources and it has been fully compiled since 1998. The balance presents the origin and specific use according to energy sources and consists of two main parts: supply and use of energy.

INSTAT transmits mini-questionnaires to Eurostat annually; annual questionnaires (electricity and heating, natural gas, oil, coal, renewable energy and waste, household energy consumption and summary assessment of renewable energy sources); monthly questionnaires (oil, gas and electricity) and energy prices (electricity and gas of households/industry).

## Expected results

- Receiving and processing information from the administrative source of electricity operators on the amount of electricity production in quarterly periods;
- Receiving and publishing information from the administrative source from the National Agency of Natural Resources (NANR) for the General Energy Balance;
- Improving and increasing the quality and number of indicators transmitted to Eurostat.

## Compliance with the acquis

Energy statistics are partially aligned with Regulation (EC) No. 1099/2008 of the European Parliament and of the Council of October 22, 2008 “On energy statistics”. A large number of indicators and quality reports on energy statistics are currently transmitted to Eurostat through energy questionnaires. Improving and increasing the quality and number of indicators transmitted to Eurostat and the annual statistics of final energy consumption are among the main priorities in the future.

## Compliance with the acquis

Name of the international act	Current compliance level	Compliance level at the end of the Program
Reg. of EC No. 1099/2008 “On energy statistics”	Partial	Partial

## Statistical Activities

3.2 Energy	2022	2023	2024	2025	2026	Data source	Responsible institution
Electricity statistics	x	x	x	x	x	AS	INSTAT
General energy balance statistics	x	x	x	x	x	AS	INSTAT The National Agency of Natural Resources

\*SS-Statistical survey; \*AS-Administrative source

## Data sources

*Administrative resources:*

- Energy operators;
- The National Agency of Natural Resources.

## 3.3 Transport

### Description

Transport statistics include statistics on road, air, sea, rail and inland water transport. Transport statistics are partially in line with EC regulations related to each mode of transport (Regulations No. 2018/643, No. 2018/974, No. 70/2012, No. 437/2003 and Directive 2009/42/EC ), while applying the same definitions and classifications. Continuous progress has been made regarding these statistics, increasing the range of indicators produced, as well as increasing the number of tables transmitted to Eurostat.

### Current situation

INSTAT collects, processes and publishes Transport Statistics. These statistics are provided by administrative sources and include an extensive system of information on the types of freight and passenger transport. INSTAT collects and processes administrative data monthly and annually, classified according to the Standard Classification of Goods for Transport Statistics (NST 2007). The data include statistical indicators on the volumes of goods transported by sea, rail, air transport, statistical indicators of passengers transported by sea, rail, air transport, indicators on the volume of air mail, indicators on transport infrastructure maritime and railway, statistical indicators on transport and traffic equipment in railway transport, statistical indicators on road vehicles by category, as well as statistical indicators on road and railway transport safety. The data are published at the national and regional level monthly and annually. Transport Statistics do not include statistics on the volumes of goods and passengers transported by road transport. INSTAT does not carry out

surveys related to the road transport of goods and passengers. Some statistical indicators of this field are sent to Eurostat, the Organization for Economic Cooperation and Development (OECD), the International Transport Association, etc.

### Expected results

- Increasing the number of statistical indicators of rail and sea transport, in accordance with the relevant European regulations, at the national and regional level, as well as the transmission of data to Eurostat;
- Production of new indicators related to air transport;
- Production of indicators on transported goods according to NST 2007;
- Production of statistics on inland water transport;
- Conducting the new survey “Survey of road transport of goods”.

### Compliance with the acquis

- Transport statistics are partially in accordance with the regulations of the European Parliament and of the Council No. 2018/643 “On railway transport statistics”, No. 2018/974, “On the Statistics of goods transported by inland waterways”, No. 70/2012, “On statistical returns in respect of the carriage of goods by road”, No. 93/704 “On the creation of a Community database on road accidents”, No. 437/2003, “On statistical returns in respect of the carriage of passengers, freight and mail by air”, as well as the Directive of the European Parliament and of the Council No. 2009/42, “On statistical returns in respect of the carriage of goods and passengers by sea”. Some statistical indicators on rail, road and air transport are sent to Eurostat via questionnaires. During this 5-year period, it will be aimed the acquisition of databases with administrative data on flight phases, flight origin/destination and airport databases by the Ministry of Infrastructure and Energy that will increase the number of indicators produced on air transport.
- The acquisition of the database with administrative data of the register of road vehicles related to the road transport of goods and passengers by the Directorate of Road Transport Services will increase the number of indicators produced on road transport.

### Compliance with the acquis

Name of the international act	Current compliance level	Compliance level at the end of the Program
Regulation of the EC No. 2018/643 “On railway transport statistics”	Partial	Partial
Reg. of EC No. 2018/974, “On the statistics of goods transported by inland waterways”	Partial	Partial
Reg. of EC No. 70/2012, “On statistical returns in respect of the carriage of goods by road”	Partial	Partial
Reg. of EC No. 93/704 “On the creation of a Community database on road accidents”	Partial	Partial
EC Regulation No. 437/2003, “On statistical returns in respect of the carriage of passengers, goods and mail by air”	Partial	Partial
EC Directive No. 2009/42, “On statistical returns in respect of carriage of goods and passengers by sea”	Partial	Partial

### Statistical activities

3.3 Transport	2022	2023	2024	2025	2026	Data source	Responsible institution
Air, sea, road, inland waterway, rail freight and passenger transport statistics	x	x	x	x	x	AS	INSTAT Ministry of Infrastructure and Energy
Statistics on the characteristics of road transport vehicles	x	x	x	x	x	AS	INSTAT
Statistics of carriage of goods by road				x	x	SS	INSTAT
Transport safety statistics	x	x	x	x	x	AS	INSTAT

\*SS-Statistical survey; \*AS-Administrative source

## **Data sources**

### *Administrative sources:*

- Ministry of Infrastructure and Energy;
- Port authority and seaports;
- Albanian Railways sh.a.;
- Airports;
- General Directorate of Road Transport Services;
- General Directorate of the State Police.

### *Statistical surveys:*

- Survey on road transport of goods.

## **3.4 Tourism**

### **Description**

Tourism statistics - the supply side include statistics on the supply of tourism accommodation in Albania, in monthly periods, trends in night stays a, visitors, rooms, beds, etc. Tourism statistics are partially in line with regulation (EC) No. 692/2011, while applying the same definitions and classifications. Continuous progress has been made regarding these statistics, increasing the range of indicators produced, as well as increasing the number of tables transmitted to Eurostat.

Tourism statistics - the demand side are provided and produced through the “Vacations and Travels” household survey, which is carried out by household economic units (HEU) and covers all individuals with habitual residence in Albania, over 15. The survey collects data on trips with at least one-night stay for holidays, business trips and other trips, both domestic and international, as well as intraday domestic/international, divided into four quarters of the year. The survey was conducted throughout the year for the first time in 2017, with a sample of 10,240 HEU, representing Albania as a whole.

### **Current situation**

Regarding tourism statistics - the supply side, INSTAT collects, processes and publishes statistics “On accommodation structures” by conducting direct surveys with surveyees. In July 2017, the monthly survey for the collection of information at enterprises was launched with the support of the multi-beneficial IPA projects. The data of the tourism survey “On accommodation structures”, were published for the first time in July 2020, including the time period 2018-2019. The data is collected monthly, while the publication for the years 2020 and 2021 was carried out quarterly. After the publication, the data and quality report for accommodation facilities is transmitted to Eurostat.

Regarding tourism statistics - the demand side, INSTAT collects, processes and publishes on an annual basis the statistics “On household tourism statistics from the demand side”, in full accordance with the Eurostat methodology. Following the process, questionnaires and supporting materials are updated and adapted according to the latest Eurostat recommendations. After publication, micro-level data, aggregates and quality report for demand-side household tourism statistics are transmitted to Eurostat. Data collection is carried out with the PAPI method, through a face-to-face interview.

### **Expected results**

#### *Tourism statistics – supply side*

- Collection, processing and periodic publication of tourism statistics on “accommodation structures”;
- Improving the compliance of tourism statistics with Regulation (EC) No. 692/2011. INSTAT has planned to go from quarterly to monthly publication and timely

transmission, starting from 2022.

- Building a representative sample for detailed levels, producing statistics according to the degree of urbanization of municipalities (DEGURBA classification), as well as regional statistics (according to NUTS II and NUTS III classifications).
- Strengthening institutional relations with the Ministry of Tourism and other institutions related to tourism, in order to build the register of accommodation units, similar structures and other activities related to tourism.

#### *Tourism statistics – demand side*

- Publication of the final data of the family tourism survey, 318 days after the end of the reference period (T + 318 days) on the official website.
- The inclusion of these data in the following publications: “Regional Yearbook”, “Statistical Yearbook”, “Albania in Figures”, “Men and Women” as well as the dedicated publication “Tourism in Figures”.

### **Compliance with the acquis**

#### *Tourism statistics - supply side*

- Tourism statistics are partially in accordance with Regulation (EC) No. 692/2011 “On tourism statistics”. The definitions and methodology used in the evaluation are in accordance with the regulations. Quality data and reports are regularly transmitted on a quarterly basis to Eurostat.
- During this five-year period, work will be done on the publication of data on monthly basis and building a representative sample for detailed levels, producing statistics according to the degree of urbanization of the municipalities (DEGURBA classification).

#### *Tourism statistics – demand side*

- Statistics for the tourism subfield from the demand side are partially in accordance with the Regulation of the European Commission (EC) No. 692/2011 of the European Parliament and of the Council regarding statistics on tourism requirements. The design of the questionnaire, the definitions and the methodology used are carried out by INSTAT in accordance with this regulation. Quality data and reports are regularly transmitted to Eurostat on an annual basis.

### **Compliance with the acquis**

Name of the international act	Current compliance level	Compliance level at the end of the Program
Reg. of EC No. 692/2011 “On tourism statistics”	Partial	Partial
Reg. of EC No. 692/2011 “On tourism statistics - tourism requirements”	Partial	Partial

### **Statistical activities**

3.4 Tourism	2022	2023	2024	2025	2026	Data source	Responsible institution
Statistics from accommodation structures survey	x	x	x	x	x	SS	INSTAT
Statistics from the household tourism survey	x	x	x	x	x	SS	INSTAT
Statistics of the movement of citizens	x	x	x	x	x	AS	INSTAT

\*SS-Statistical survey; \*AS-Administrative source

### **Data sources**

#### *Administrative sources:*

- General Directorate of the State Police;
- Border and Migration Directorate.

*Statistical survey:*

- Accommodation structure survey;
- Family tourism survey.

### **3.5 Foreign trade**

#### **Description**

Foreign investment and international trade in services statistics are an integral part of balance of payments statistics. Foreign investments include values realized from the transactions of creating, maintaining, expanding or reducing the capital of all economic operators in the country's economy, when the percentage of ownership of foreign capital is more than 10 percent. International trade in services, part of the current account (services), covers all services that residents of an economy perform for non-residents (credits), as well as services performed by non-residents on account of residents (debits). In the preparation of these statistics, the Bank of Albania applies the requirements and standards of the methodological manuals of the IMF BPM6-2009 (the balance of payments and investment position manual international), OECD BD4 (foreign direct investment manual - edition 4), manual of statistics of international trade in services and the European Code of Statistics.

The foreign trade statistics of goods are intended to provide data on the trade of goods, export-import of goods in Albania. For this purpose, the goods trade statistics calculate the indicators of export (FOB) and import (CIF) in total, as well as some other more detailed indicators, such as export-import according to countries, groups of countries, groups of goods, etc.

#### **Current situation**

In recent years, special attention has been paid to the automation of the external sector statistics compilation and reporting system (balance of payments, international investment position, foreign direct investments, international trade in services, international reserve statistics and statistics of external debt), to increase micro-macro consistency and to allow the evaluation of new indicators, in response to statistical data transmission requirements in order to increase the level of detail of these statistics, to make them comparable among countries, as well as data transmission through the implementation of the SDMX platform, according to the requirements and deadlines set by the EU. Moreover, work has been done in terms of continuous improvement of information sources, methodological improvements and alignment of publication deadlines with the deadlines of VADEMECUM, e-GDDS or SDDS transmission program.

Projects from the IMF and the multi-beneficial IPA have supported and will continue to support the full implementation and harmonization of statistical indicators with international standards.

INSTAT compiles foreign trade statistics according to the recommendations of the United Nations described in the manual "Concepts and definitions of foreign trade statistics" 2010, which also relies on Eurostat's methodology. The General Directorate of Customs (administrative source) serves as the source of providing statistical data on foreign trade of goods. The data is collected through a single administrative document (customs declaration), which is according to EU standards. Data on foreign trade of goods are processed based on the principles of the special trade system.

- The nomenclatures used for the calculation of the trade statistics of goods are as follows:
- Harmonized system of goods and codes (HS);

- Combined Nomenclature of Goods (CN);
- SITC standard international trade classification, rev.4;
- Classification of countries and territories ISO – 3166 alpha-2code;
- Nomenclature of countries and territories;
- Other nomenclatures that are used for INSTAT's internal needs, such as classification of products (CPA) and activities (NACE) to meet the needs of the National Accounts Directorate and business statistics.

The data is processed on a monthly basis relying on the controls applied in the GDC, which uses the Asycuda World system, which allows a series of quality controls on the data, as well as some visual controls by INSTAT. The obtained statistics are published on a monthly and annual basis (separate and specific publications on the foreign trade of goods and other publications of INSTAT), as well as on the website [www.instat.gov.al](http://www.instat.gov.al). Detailed monthly export-import data are sent to Eurostat based on the format defined in the Document Doc. Coop 400 Rev 1.2 since 1998. This data is now sent via the E-Damis application. The data are published 17 days after the end of the month, in the monthly publication “Foreign Trade”, as well as in annual publications such as “Foreign Trade and Enterprises”, “Albania in Figures”, “Statistical Yearbook”, as well as on the website of INSTAT.

### **Expected results**

- Full implementation of the IMF BPM6 methodology and other international standards;
- Transmission of detailed data to Eurostat, with the aim of increasing the level of comparability with other countries of the European Union;
- Strengthening human and technological capacities through investment in training and modern programs for the management and processing of statistical data;
- Strengthening cooperation between statistical agencies and users of official statistics through bilateral cooperation agreements, activities and projects focused on specific statistical sectors;
- Production of foreign trade statistics in monthly and annual periods according to HS chapters, HS sections and group of goods;
- Statistics of foreign trade of goods, imports and exports according to countries and groups of countries;
- Statistics of foreign trade of goods, imports and exports according to the characteristics of enterprises;
- Statistics of foreign trade of goods, imports and exports according to modes of transport.

### **Compliance with the acquis**

- Based on the Compliance Monitoring Program, Eurostat assesses the level of implementation of the methodology of foreign direct investments and international trade in services as moderately compliant, as well as the criteria of the transmission of these data.
- *Foreign trade statistics* are partially aligned with Regulation (EC) No. 471/2009 of the European Parliament and of the Council of May 6, 2009 “On Community statistics regarding foreign trade with non-member countries”. Detailed foreign trade data are regularly transmitted to Eurostat monthly. Trade statistics according to the currency of invoice (TIC tables) are regularly sent to Eurostat once every two years.
- *Foreign trade statistics* will fully implement the statistical system in the new detailed transmission format in 2022. Foreign trade statistics plan to prepare and transmit trade statistics according to enterprise characteristics (TEC data) to Eurostat starting from 2023.

## Compliance with the acquis

Name of the international act	Current compliance level	Compliance level at the end of the Program
Reg. of EC No. 471/2009 "On community statistics regarding foreign trade with non-member countries"	Partial	Partial

## Statistical Activities

3.5 Foreign trade	2022	2023	2024	2025	2026	Data source	Responsible institution
Quarterly statistics of the flow and stock of direct investments	x	x	x	x	x	SS+AS	Bank of Albania
International trade in services	x	x	x	x	x	SS+AS	Bank of Albania
Statistics on exports/imports of goods	x	x	x	x	x	AS	INSTAT
Statistics on exports/imports of goods according to the characteristics of enterprises	x	x	x	x	x	AS	INSTAT

\*SS-Statistical survey; \*AS-Administrative source

## Data source

### Administrative sources:

- General Directorate of Customs
- Bank and non-bank financial institutions;
- Units within the institution of the Bank of Albania;
- Ministry of Economy and Finance;
- General Directorate of Taxation;
- Financial Supervision Authority;
- Ministry of Internal Affairs;
- National Business Center;
- National Human Resources Agency;
- INSTAT;
- Information from mutual bilateral exchanges with Kosovo.

### Statistical surveys:

- Statistical surveys of private companies and individuals.

## 3.6 Balance of Payment

### Description

The statistics of the balance of payments and the position of international investments are important and needed to support the analyzes and decision-making of the monetary policy of the Bank of Albania, in relation to the country's strategic objectives in the field of economy and finance. As such, the main objective is to produce objective, reliable, detailed and comparable statistics. Balance of payments and international investment position statistics are produced on the basis of IMF methodological manuals BPM6- 2009 (balance of payments and international investment position manual), OECD BD4 (foreign direct investment manual – edition 4), Manual of Statistics on international trade in services and the European Statistical Code.

### Current situation

In recent years, special attention has been paid to the automation of the external sector statistics compilation and reporting system (balance of payments, international investment position, foreign direct investments, international trade in services, international reserve statistics and statistics of external debt), to increase micro-macro consistency and to allow the evaluation of new indicators, in response to statistical data transmission requirements in order to increase the level of detail of these statistics and to make them comparable among countries, as well as data transmission through the implementation of the SDMX platform, according to the requirements and deadlines set by the EU. Moreover, work has been done in the direction of continuous improvement of information sources, methodological

improvements and alignment of publication deadlines with the deadlines of VADEMECUM, e-GDDS or SDDS transmission program.

Projects from the IMF and the multi-beneficial IPA have supported and will continue to support the full implementation and harmonization of statistical indicators with international standards.

### Expected results

- During the period 2022-2026, the provision of qualitative statistics and analyzes will continue to be primary in informing policy makers, at the national and international level, and in explaining financial market developments. Continuity will be aimed at full harmonization with international standards, methodological improvements, as well as the transmission of detailed data by geographic division and institutional sectors.
- Development priorities of balance of payments statistics and the position of international investments during the next five years will be:
- Full implementation of the IMF BPM6 methodology and other international standards;
- Harmonization of statistics with the best international practices in relation to the calculation of the evaluation of immigrants' deposits;
- Transmission of detailed data to EUROSTAT with the aim of increasing the level of comparability with other countries of the European Union;
- International methodical manuals adapted in Albanian;
- Strengthening human and technological capacities through investment in training and modern programs on the management and processing of statistical data;
- Strengthening cooperation between statistical agencies and users of official statistics through bilateral cooperation agreements, activities and projects focused on specific statistical sectors.

### Compliance with the acquis

Based on the Compliance Monitoring Program, Eurostat assesses moderately compliant with Regulation (EC) No. 184/2005 “On community statistics concerning the balance of payments, international trade in services and foreign direct investments” the level of implementation of the methodology of the balance of payments and the position of international investments BPM6, as well as the data transmission criteria.

### Compliance with the acquis

Name of the international act	Current compliance level	Compliance level at the end of the Program
Reg. of EC No. 184/2005 “On community statistics concerning the balance of payments, international trade in services and foreign direct investments”	Partial	Partial

### Statistical activities

3.6 Balance of payments	2022	2023	2024	2025	2026	Data source	Responsible institution
Quarterly balance of payments statistics	x	x	x	x	x	SS+AS	Bank of Albania
Monthly balance of payments statistics	x	x	x	x	x	SS+AS	Bank of Albania
Quarterly statistics of the international investment position	x	x	x	x	x	SS+AS	Bank of Albania
Monthly international reserve statistics	x	x	x	x	x	AS	Bank of Albania
Quarterly external debt statistics	x	x	x	x	x	AS	Bank of Albania

\*SS-Statistical survey; \*AS-Administrative source

### Data sources

*Administrative sources:*

- Bank and non-bank financial institutions;

- Units within the institution of the Bank of Albania;
- Ministry of Economy and Finance;
- General Directorate of Customs;
- General Directorate of Taxation;
- Financial Supervision Authority;
- Ministry of Internal Affairs;
- National Business Center;
- The National Agency of Natural Resources;
- International Monetary Fund (IMF);
- European Commission for Economic and Financial Affairs (ECFIN);
- Information from Kosovo institutions.

*Statistical surveys:*

- Statistical surveys of private companies and individuals

### **3.7 Prices**

#### **Description**

Price statistics include the consumer price index, the harmonized consumer price index, housing statistics and the measure of purchasing power parity. Price statistics are economic indicators that measure the change over time in the prices of consumer goods and services, purchased by households in order to directly meet consumption needs. Moreover, price statistics measure purchasing power as well as house prices. In other words, they are a series of indices calculated according to a harmonized approach and a single set of definitions. The consumer price index is used as the basis of official inflation published by the Central Bank, ensuring price stability in the Economic and Monetary Union.

#### **Current situation**

INSTAT calculates and publishes monthly the Consumer Price Index (CPI) and the Harmonized Index of Consumer Prices (HICP), which measure the change in consumer prices of a fixed basket of goods and services in the current period compared to another period considered as the base period. The basic period of index calculation is the month of December 2020 (December 2020=100). The index is calculated and published according to the structure of classification of individual expenditure according to the purpose (ECOICOP), fully compliant with the structure of expenditure used by Eurostat. Based on this classification, expenses are classified into 12 main groups. Regarding the calculation of the index, INSTAT collects and processes the prices of goods and services with a monthly survey through a direct interview with surveyees. The survey is carried out in the retail outlets selected for this survey. Prices are collected only in the urban area. The basket of goods and weights are updated with ABF data. CPI and HICP data are published monthly, respectively 8 and 18 days after the end of the month. Data are transmitted to Eurostat regularly, on a monthly basis since 2016. The inventory and quality reports are updated, transmitted and published annually.

The Republic of Albania has been included in the Pilot Project of the European Comparison Program (PPP) since 2003. In the framework of this project, INSTAT is responsible for conducting six consumer price surveys within a three-year cycle, the construction price survey, survey of hospitals, survey of machinery and equipment and survey of rents. INSTAT is also responsible for providing some other additional data to Eurostat once a year to meet the needs of the “Purchasing Power Parity” project, which are used to compare the volume of GDP among the countries.

The prices of products and services are constantly collected in full alignment with the list of products and specifications set by the project coordinators and Eurostat. In addition, every year INSTAT updates and sends to Eurostat the Purchasing Power Measurement Inventory.

Currently, INSTAT does not calculate housing price statistics. With the assistance of foreign experts, supported by the multi-benefit IPA program, it has been studied sources of data for the implementation of housing statistics. The main source of data is the State Cadastre Agency.

### Expected results

- Methodological improvements of consumer price statistics, with the aim of achieving full compliance with EU regulations by implementing all specific regulations related to the treatment of basket elements, updating basket weights and products;
- Methodological improvements of purchasing power measurement statistics, with the aim of achieving full compliance with EU regulations by implementing all specific regulations related to the treatment of special survey elements;
- Receiving the housing transaction file from the State Cadastre Agency for INSTAT.

### Compliance with the acquis

- Consumer price statistics are partially in accordance with Regulation (EC) No. 2494/95 “Concerning the harmonized index of consumer prices”, while applying the same definitions and classifications. Price data are regularly and monthly transmitted to Eurostat. INSTAT regularly follows and implements the methodological changes of the regulation and applies them in the treatment and calculation of the indicator.
- Regarding of purchasing power measurement statistics, all activities related to this statistical sub-theme are carried out in full compliance with EU Regulation No. 193/2011 “Regarding the system of the quality control use for Purchasing Power Parities”.

### Compliance with the acquis

Name of the international act	Current compliance level	Compliance level at the end of the Program
Reg. of EC No. 2494/95 “Concerning harmonized indices of consumer prices”	Partial	Complete
Reg. of the EU No. 193/2011 “Concerning the system of quality control used for purchasing power parities”.	Partial	

### Statistical activities

3.7 Prices	2022	2023	2024	2025	2026	Data source	Responsible institution
Consumer price index	x	x	x	x	x	SS	INSTAT
Harmonized index of consumer prices	x	x	x	x	x	SS	INSTAT
Harmonized index of consumer prices (HICP) with constant taxes	x	x	x	x	x	SS	INSTAT
Surveys of purchasing power parity	x	x	x	x	x	SS	INSTAT
Housing price index			x	x	x	AS	INSTAT

\*SS-Statistical survey; \*AS-Administrative source

### Data sources

#### Administrative sources:

- Municipalities;
- Water Supply and Sewerage of Tirana;
- Electricity Distribution Operator;
- Universities;
- Hospitals;
- State Cadastre Agency.

#### Statistical surveys:

- Monthly consumer price survey;
- Construction price survey;
- Machines and equipment price survey;

- Rent survey.

### **3.8 Science, technology and innovation**

#### **Description**

Science, technology and innovation statistics include statistics on science in sectors such as: private businesses, private non-profit organizations, government, higher education institutions, as well as statistics related to the funds allocated in the state budget for this activity, statistics on the use of information and communication technology (ICT) by enterprises, by individuals and households, as well as innovation statistics.

Science, technology and innovation statistics are partially in line with the European Union Regulation No. 2019/2152 “On European business statistics”, while applying the same definitions and classifications. During this 5-year period, INSTAT will focus on the adaptation and implementation of science, technology and innovation statistics activities in accordance with the new Regulation No. 2019/2152 (EC). Continuous progress has been made regarding these statistics, increasing the range of indicators produced, as well as increasing the number of tables transmitted to Eurostat.

Statistics on the use of information and communication technology are provided and produced through the survey “On the use of information and communication technology in households and by individuals (ICT)”, which has as the object of study all HEUs and individuals of the age group 16-74 with habitual residence in Albania. The survey collects data on issues related to information and communication technology in households and by individuals, such as: data on the information and communication technology equipment owned by the household/individuals (telephone, computer equipment, on access and use of the Internet (e-purchasing, e-government, etc.) Moreover, ICT data is used to continuously enrich indicators of sustainable development objectives (4 and 17).

The survey was conducted for the first time in 2018, representing all Albania with a sample of 7,200 HEUs. The survey on the use of ICT in households and by individuals has a time span of 2 months every year.

#### **Current situation**

INSTAT collects, processes and publishes statistics on science, technology and innovation through annual and biennial surveys, conducting direct interviews with surveyees. Statistics on science, technology and innovation include all active enterprises that develop economic activity in Albania, regardless of their legal form, as well as the sector of non-profit organizations, the government sector, as well as higher education institutions. This statistical field is divided into three sub-fields: statistics on science, statistics on technology and statistics on innovation.

Statistics on science include biennial surveys in all sectors that potentially carry out this activity: the business sector, non-profit organizations, government, higher education institutions, as well as statistics related to the funds allocated in the state budget for this activity, the methodology followed is based on Regulation (EC) No. 995/2012 on the production and development of EU statistics on science and technology, Annex I, as well as defined in the Frascati Manual 2015. Currently, INSTAT collects data through surveys in all sectors involved for these statistics, but no statistical indicators are produced for this sub-field as a result of incomplete and non-qualitative data collected. INSTAT is currently setting up the system for the production of these statistics according to specific sectors and at the national level.

Statistics on technology include statistical indicators on the use of information and

communication technology (ICT) by enterprises and by individuals and households. Statistical indicators of the use of ICT in enterprises include the annual survey in enterprises with 10 and more employees. Data collection is carried out with the CAPI method, through a face-to-face interview with a tablet. The methodology followed and the questionnaire used is in accordance with Regulation (EC) No. 808/2004, Annex I, where data are collected and produced for each reference year. Statistics of the use of ICT in enterprises are produced from 2015 onwards and since 2021 they are produced and published in accordance with the deadlines set in the regulation. Statistical indicators for this sub-field are published at the national level according to economic activities classified according to the Nomenclature of Economic Activities Rev.2 (NVE Rev.2) and enterprise size.

Moreover, INSTAT collects, processes and publishes on an annual basis the statistics “On the use of information and communication technology in households and by individuals (ICT)” in full accordance with the methodology, recommendations and model questionnaire of Eurostat. After publication, the micro-level data and quality report on household and individual ICT use statistics are transmitted to Eurostat. Data collection is carried out with the PAPI method, through a face-to-face interview.

Innovation statistics include the biennial enterprise survey where information is collected for three reference years. The methodology followed is in accordance with the fourth edition of the Oslo Manual and Regulation (EC) No. 995/2012 on the production and development of EU statistics on science and technology, Annex II. INSTAT produces indicators for innovation activities in enterprises from the reference period 2017-2019, based on the harmonized EU questionnaire. To be consistent with the reference period of data collection with EU countries, the last survey was carried out by INSTAT in 2020 for the reference period 2018–2020. Statistical indicators for this sub-field were published at the national level according to economic activities classified according to the Nomenclature of Economic Activities Rev.2 (NVE Rev.2) and enterprise size. Some statistical indicators of this field are sent to Eurostat, the Organization for Economic Cooperation and Development (OECD), etc.

### **Expected results**

- Improving the methodology of data collection for the production of Science indicators.
- Increasing the number of ICT indicators in manufactured enterprises required according to Regulation (EC) No. 808/2004, Annex I, letter “e”, at the section level and at the regional level according to NUTS II; as well as transmission to EUROSTAT.
- The production of new indicators for the innovation sub-field, required according to Regulation (EC) No. 995/2012, Annex II, Section 2.

### **Compliance with the acquis**

- Innovation and technology statistics are partially in accordance with Regulation (EU) No. 995/2012 “Concerning the production and development of statistics on science and technology” and Commission Regulation (EC) No. 808/2004 “Concerning community statistics on the information society”.
- Data on science are collected for each sector covered by this sub-field, but due to the lack of quality and the low response rate from the statistical units, no statistics are produced. Although the Regulation of the Commission (EC) No. 995/2012, Annex I and the Frascati Manual on definitions and data collection is followed, the non-production of indicators for this field makes it impossible to assess compliance with the relevant regulations. During the 5-year period, INSTAT will focus on the production of indicators on the funds allocated for scientific research in the state budget.

- The statistics for the sub-field of technology are partially in accordance with Annex I of the regulation. Some statistics are not produced in a detailed way according to the relevant sections defined in NVE Rev.2 and according to the size of the enterprise. Statistics according to the regions must be produced for this sub-field. Statistics on the use of ICT in enterprises are not transmitted to Eurostat.
- The statistics for the sub-field of the use of information and communication technology in households and by individuals are partially in accordance with Annex II of the regulation. The results of the survey on the use of ICT in households and by individuals are produced by applying the regulations of the European Commission (EC): Regulation (EC) No. 808/2004 of the European Parliament and of the Council for Community Statistics for the Information Society, Annex II. The design of the questionnaire, the definitions and the methodology used are in accordance with the regulations. Quality data and reports are regularly transmitted to Eurostat on an annual basis.
- The statistical indicators for the innovation sub-field are partially compliant with Regulation (EC) No. 995/2012, its Annex II. INSTAT produces 4 out of 10 variables required by Annex II of the regulation which must be produced to achieve full compliance. INSTAT is in full compliance with the requirements of Sections 3 and 4 of Annex II. INSTAT produces statistical indicators according to economic activity groups of NVE Rev.2, but according to Annex II, Section 6, statistical indicators must be produced at the activity level. Some of the statistical indicators of innovation required in the regulation are not produced and transmitted to Eurostat. During the 5-year period, it is planned to increase the number of indicators required by the regulation, as well as to transmit some of these indicators to Eurostat.

### Compliance with the acquis

Name of the international act	Current compliance level	Compliance level at the end of the Program
Reg. of the EU No. 995/2012 “Concerning the production and development of statistics on science and technology”	Partial	Partial
Reg. of EC No. 808/2004 “Concerning community statistics on the information society”	Partial	Partial

### Statistical activities

3.8. Science, technology and innovation	2022	2023	2024	2025	2026	Data source	Responsible institution
Science statistics	x	x	x	x	x	SS+AS	INSTAT Ministry of Finance and Economy National Agency of Scientific Research and Innovation
Information and communication technology statistics in enterprises	x	x	x	x	x	SS	INSTAT
Statistics from the household ICT survey	x	x	x	x	x	SS	INSTAT
Innovation statistics		x		x		SS	INSTAT

\*SS-Statistical survey; \*AS-Administrative source

### Data sources

#### Administrative sources

- National Agency of Scientific Research and Innovation;
- Ministry of Finance and Economy;
- General Directorate of Taxation;
- National Business Center;
- Authority of Electronic and Postal Communications.

#### Statistical surveys

- Surveys on research and scientific development in enterprises, non-profit organizations,

the government sector and higher education institutions;

- Survey on the use of information and communication technology in the enterprise;
- Survey on the use of information and communication technology in households and by individuals;
- Survey on innovation activities in enterprises.

#### **4. Environmental and multidomain statistics**

Environmental and multidomain statistics include environmental statistics, in the framework of which are produced statistics on environmental monetary accounts, statistics on physical environmental accounts; statistics on the management of waste and hazardous substances; water statistics; and biodiversity statistics. Regarding the subject of geospatial statistical information, INSTAT, through the GIS system, creates, maintains and develops geospatial information for statistical purposes.

The main purpose of environmental and multidomain statistics is to provide timely and quality data of statistical indicators, which support the design of common environmental and socio-economic policies, as well as monitoring and management of these fields. Moreover, the goal of this statistical field is the integration of statistical and geospatial information, which aims to provide the largest possible number of timely and quality geo-referenced statistics from different fields of statistics at a detailed territorial level.

##### **4.1 Environment**

###### **Description**

The sub-theme on environmental monetary accounts, which has as its main goal the development and implementation of environmental monetary accounts modules defined in Regulation (EU) No. 691/2011 and in the European Strategy for Environmental Accounts. The three main modules of environmental monetary accounts are: environmental taxes according to industries, the sector of environmental goods and services and expenditure accounts of environmental protection.

Regarding the sub-topic of Statistics on physical environmental accounts, the main goal is related to the development and implementation of physical environmental accounts modules. The three main modules of physical environmental accounts are: environmental material flow accounts, air emissions accounts and physical energy flow accounts.

The sub-topic of statistics on Waste and Hazardous Substances Management provides harmonized data on waste in support of the implementation and monitoring of EU environmental policies in the field of waste. Urban waste statistics refer to the generalized annual data at the country and district level on the production of standard statistical indicators, according to the definitions stipulated in the Albanian and Community legislation, implementing the same classifications and definitions according to the relevant regulations.

The water statistics subtopic provides statistical information on water resources, water use, and wastewater generation and treatment. INSTAT collects, processes and publishes statistics on the quality of waters, which provide information on the quality of river water, the bacteriological pollution of sea water on beaches, the supply of water to the population and the management of polluted waters.

City statistics provide information on air quality and pollution.

The biodiversity statistics subtopic provides general and specific data on protected areas, threatened species, flora and fauna. These data are annual at the national level. The institution

responsible for the collection of these data is the Ministry of Tourism and Environment, as well as the National Agency of Protected Areas.

### **Current situation**

Regarding Environmental Monetary Accounts, INSTAT currently publishes data only on environmental taxes, however aggregated according to industries. As for Physical Environmental Accounts, only data about environmental material flow accounts are published. INSTAT collects, processes and publishes statistics on urban solid waste that provide information on the generation, management, composition and treatment of urban solid waste, which come from community services to the population in residential areas, even temporarily.

Moreover, information is collected at the level of service coverage regarding urban waste, inert waste from construction, information on industrial waste in the fields of mining and hydrocarbon industry. The publication of urban solid waste statistics takes place 9 months after the end of the year, in publications dedicated to INSTAT's website, as well as in the annual publications "Regional Yearbook", "Statistical Yearbook" and "Albania in Figures". The published data are at the national and regional level. Data on inland waters are currently reported to the OECD and Eurostat, through the JQ-IW general water questionnaire.

INSTAT also collects, processes and publishes statistics on air pollutants and noise pollution in the main cities of Albania.

Regarding biodiversity statistics, INSTAT collects, processes and publishes statistics on the network of protected areas, threatened species of flora and fauna, protected species of flora and fauna and data on protected areas according to categories.

### **Expected results**

- Disaggregation of environmental taxes according to industries;
- Production of data on expenditure accounts for the protection of the environment and the sector of environmental goods and services;
- Production of indicators on economic accounts in the environment in accordance with international standards.
- Study of all possible administrative sources related to the collection and publication of data on environmental material flow accounts, air emission accounts and physical energy flow accounts;
- Timely and quality production of statistics on industrial waste according to generating sources referred to NVE-Rev.2;
- Additional statistics;
- Annual production of waste statistics, based on collected administrative data;
- Advanced data collection and editing techniques;
- Collection of data on industrial waste in the fields of mining and hydrocarbon industry;
- New water statistics, according to Eurostat standards;
- Timely and quality production of air and acoustic pollutant statistics in urban areas according to EU requirements.

### **Compliance with the acquis**

- *Monetary environment accounts* are based on the Regulation (EC 691/2011) "On European environmental economic accounts".
- *Physical environmental accounts* are based on Regulation (EC) 691/2011. The definitions used are mostly in accordance with this regulation. Accounts of flows of environmental materials are published by INSTAT on an annual basis and in accordance with EU

methodology. INSTAT does not produce the other two modules of physical environmental accounts, accounts of air emissions and accounts of physical energy flows, however, work is in process so that during the implementation of this five-year program, these modules will be produced and aligned with the requirements of the specific regulation.

- *Statistics in the field of urban solid waste* are realized by applying the methodologies and standards provided in the regulations: Regulation (EC) No. 2150/2002 “On waste statistics”, Council of Europe Directive No. b2008/98/EC “On waste and mandatory reporting of waste statistics”, Regulation (EC) No. 782/2005, which defines the mandatory format on the transmission of results in waste statistics, Regulation (EC) No. 783/2005 “On the restriction of the use of certain derivatives that are intended to come into contact with food”, Appendix II on the waste regulation, Council of Europe Directive No. 2150/2002 “On the appropriate quality assessment criteria and the content of quality reports for waste statistics”, Regulation (EC) No. 849/2010 “On urban waste management” and the Eurostat Manual on waste statistics, as amended.
- *Statistics in the field of water* are carried out by implementing methodologies according to European standards based on EU regulations and directives, Regulation (EC) 2017/1951 “On the amendment of Regulation No. 99/2013 “On the European Statistical Program 2013-2017 extending it until 2020”.
- In the framework of increasing the level of compliance with the *acquis*, during the implementation of the Official Statistics Program 2020-2026, INSTAT will produce indicators on economic environment accounts (EEA) in accordance with international standards, as well as it will build the systems with the aim of starting the production of data on expenditure accounts for the protection of the environment and the Environmental Goods and Services Sector. In the framework of further development related to physical environmental accounts with the aim of increasing compliance with the Regulation (EU) No. 691/2011 and the European Strategy for Environmental Accounts, systems for the production of air emissions accounts data and physical energy flow accounts will be established.

### Compliance with *acquis*

Name of international act	Current level of compliance	Compliance level at the end of Program
Reg. of EC 691/2011 “On European environmental economic accounts”	Partial	Partial
Reg. of EC No. 2150/2002 “On waste statistics”	Partial	Partial
Reg. of EC No. 783/2005 “On the restriction of the use of certain derivatives intended to come into contact with food”	Partial	Partial
EC Directive No. 2150/2002 “On the appropriate quality assessment criteria and content of quality reports for waste statistics”	Partial	Partial
Reg. of EC no. 849/2010 “On urban waste management”	Partial	Partial
Reg. of EC 2017/1951 “On the amendment of Regulation No. 99/2013 on the European Statistical Program 2013-2017 extending it until 2020”	Partial	Partial

### Statistical activities

4.1 Environment	2022	2023	2024	2025	2026	Data sources	Responsible Institutions
Statistics on environmental taxes by industry	x	x	x	x	x	AS	INSTAT
Setting up the system for the production of expense accounts for environmental protection				x	x	AS	INSTAT
Setting up the system for the production of the environmental goods and services sector module				x	x	AS	INSTAT
Environmental material flow accounts	x	x	x	x	x	AS	INSTAT
Setting up the system for the production of air emissions accounts		x	x	x	x	AS	INSTAT

Setting up the system for producing accounts of physical energy flows	x	x	x	x	AS	INSTAT
Statistics on urban solid waste management	x	x	x	x	AS	INSTAT
Statistics on solid industrial waste	x	x	x	x	AS	INSTAT
Water statistics	x	x	x	x	AS	INSTAT
Statistics on air quality, noise and vehicles according by age	x	x	x	x	AS	INSTAT
Biodiversity Statistics	x	x	x	x	AS	INSTAT

\*SS- Statistical survey; \*AS-Administrative source

## Data sources

### *Administrative sources*

- Ministry of Finance and Economy
- National accounts
- Ministry of Tourism and Environment
- National Environment Agency
- National Agency of Natural Resources
- National Agency of Protected Areas
- National Accounts
- Municipalities
- Ministry of Tourism and Environment
- National Environment Agency

### *Statistical surveys*

- 2-year survey on solid waste management
- 2-year survey of water use in industry.

## 4.2 Regional and geospatial statistical information

### Description

The geographic information system (GIS) generates, maintains and develops geospatial information for statistical purposes and in support of the generation of statistics, for the planning, collection and publication of geographically referenced data, respecting the standards defined in the legislation of the Republic of Albania and European recommendations. In the framework of cooperation with other institutions for the exchange of geospatial information, referring to the provisions of Law No. 72/2012, "On the organization and operation of the national infrastructure of geospatial information in the Republic of Albania" (NIGI), and in implementation of the European directive INSPIRE - as part of the promotion, growth and exchange of statistical information, INSTAT offers the online maps service with geo-referenced information at the State Authority for Geospatial Information (SAGI). The Authority is responsible for administering geospatial information collected, processed and updated by public institutions and for ensuring coordination through initiatives and activities related to geospatial information in the public and private sectors.

### Current situation

Regarding geospatial information, INSTAT has the infrastructure of this information organized in the GIS system, which covers the entire territory of Albania. The geospatial database, first developed in 2011, has been updated in 2019 and in selected areas during 2020–2021, mainly urban areas with high construction density, to be as close as possible to the reality of the building and housing fund, until the Census of Population and Housing. The updating of geospatial data aims to support this Census during the phases of planning, implementation and publication of results. At the same time, GIS is an important component in carrying out surveys/observations of INSTAT to meet annual objectives or as a service to third parties (cooperation with institutions, organizations, etc.). The combination of geospatial data with statistical data to publish the results and topical analyses has increased the role of geostatistics. Within the National Infrastructure of Geospatial Information (NSDI), documentation with technical specifications has been prepared in cooperation with ASIG on

the standards of the subjects for which INSTAT is responsible, “Demography” and “Statistical Units”, following the INSPIRE directive. In support of the Law No. 72/2012 “On the organization and operation of national geospatial infrastructure in the Republic of Albania”, INSTAT is responsible for the collection, processing and harmonization of the two topics in the national geoportal.

**During the 2022-2026 period, in accordance with the strategy of the National Statistical System (NSS), it is aimed to:**

- further develop INSTAT geographic information system and geoportal services, as well
- as the integrate statistical and geospatial data;
- harmonize INSPIRE topics;
- design the register of buildings and dwellings for statistical purposes;
- implement territorial topology (TERCET) and NUTS.

### **Expected results**

- Geo-coding of geospatial data (building, entrance, census area), for the Census of Population and Housing;
- Integration of geospatial data with statistical data;
- Publication, distribution and in-depth analysis of the results of the Census through topical-statistical maps.
- Improving the INSTAT geoportal and enriching it with socio-economic indicators;
- Harmonization and transformation of the “Demography” and “Statistical Units” topics following the recommendations of the INSPIRE directive. INSTAT will enhance cooperation with ASIG within the National Spatial Data Infrastructure (NSDI);
- Setting up the statistical register of buildings and dwellings for statistical purposes, using Census data as a basis.
- Formalization and cooperation with institutions that will contribute to the updating of the statistical register of buildings and dwellings, such as General Directorate of Civil Status (GDSCS); Territory Development Agency (TDA), State Cadastre Agency (SCA); Municipalities etc.
- Harmonization of the classification of statistical nomenclature (NUTS) in accordance with the amendments of the regulation of the European Commission.
- Implementation of the territorial topology (TERCET), applying the methodologies designed by Eurostat, such as Revision of Typology of the 1 km<sup>2</sup> network according to the urban-rural classification; typology of local units according to classifications:
- Degree of urbanization (DEGURBA), functional urban areas (FUA);
- Coastal areas etc.
- Enhancing the technical capacities of employees through trainings carried out by INSTAT, Eurostat and other institutions in country and abroad.

### **Compliance with *acquis***

- The Geographic Information System (GIS) was developed and maintained in the entire Republic of Albania for statistical purposes. The geospatial database shall be updated and maintained for statistical purposes to support statistical activities (censuses, surveys, etc.), to be fully compatible with Eurostat’s geographic information system (GISCO).
- Based on the Compliance Monitoring Program, Eurostat highly evaluates the compliance of the geographic system of INSTAT, as well as supports the initiative of setting up the statistical register of buildings and dwellings.
- The classification of Statistical Nomenclature (NUTS) is rated with high

compatibility by Eurostat. To be in full compliance with EC Regulation No. 2017/2391, December 12, 2017, on the amendment of EC Regulation No. 1059/2003 “Regarding Territorial Typologies (TERCET)”, INSTAT intends to implement the methodologies designed by Eurostat on the development of territorial topology (TERCET).

### Compliance with *acquis*

Name of international act	Compliance level	Compliance level at the end of the Program
EC Regulation No. 2017/2391, December 12, 2017, on amending EC Regulation No. 1059/2003 “Regarding territorial typologies (TERCET)”	Partial	Complete

### Statistical activities

4.2 Regional and geospatial statistical information	2022	2023	2024	2025	2026	Data sources	Responsible Institution
Geographic information system (GIS) for statistical purposes	x	x	x	x	x	-	INSTAT
Harmonization of the “Demography” and “Statistical units” topics according to the INSPIRE directive	x	x	x	x	x	-	INSTAT; ASIG
Setting up the Statistical Register of Buildings and Dwellings of Albania	x	x	x	x	x	-	INSTAT
Statistical classification of territorial units	x	x	x	x	x	-	INSTAT

### Data sources

- Census of Population and Housing, INSTAT
- Constant updating of geospatial data
- Administrative resources
- ASIG
- Institutions for setting up the Statistical Register of Buildings and Dwellings of Albania

### IV. Regional statistics

The regional and local reality of a country is much more complex than the political, economic and social development at the national level can be conceptualized and controlled. As a result, statistical information should be available at different geographical levels. In Albania, the territorial and administrative reform of local self-government power and its decentralization process has particularly increased the demand for reliable and up-to-date regional and local statistics to monitor and control the development of Albania and its regions.

In the coming years, the distribution of regional and local statistics will be a major challenge for the national statistical system. INSTAT aims to provide coherent and comparable statistical information wherever possible, at all geographical levels (national, regional and local) in Albania. To achieve this goal, official statistics will enhance cooperation with public institutions at the national and local level. The focus will be on key statistical data and indicators in specific thematic areas. Information must be provided and distributed in such a way as to suit all users of statistical information (such as: public administration, politicians, researchers and the public in general).

### Regional statistics and their coordination

The demand for statistical information at the regional and especially local level has increased rapidly with the territorial and administrative reform of the local government in Albania. The national statistical system aims to support local authorities in their need for detailed regional and local statistics.

INSTAT has discussed with the relevant national and local partners a list of the main statistical data and indicators needed to adapt to the new territorial and administrative structure (administrative units/municipalities) of Albania. As a result, the following areas

have been identified:

- Population and population dynamics;
- Employment/unemployment (composition of labor force);
- Social assistance;
- Family composition and its budget;
- Waste;
- Health services;
- Land cover and land use.

The opening of negotiations for EU integration will further enhance the demand for statistical information in Albania not only at the national level but also at the regional one. INSTAT aims to improve the availability of data for regional statistics to be submitted to Eurostat on the following specific statistical topics such as: population, education and labor market statistics.

Moreover, in accordance with the legislation on official statistics, INSTAT intends to further strengthen the coordination of regional and local statistics with the relevant national and local institutions during this program. The objective is to achieve an efficient coordination of the availability of statistical information at the regional and local level among all partners, through a joint elaboration of the principles for the collection of statistics based on administrative data and registers.

### **Regional Statistics by typology**

Official statistics in Albania include regional and local statistics using different typologies and classifications. For the coherence and comparability of regional statistics in the international context, INSTAT applies the NUTS (Nomenclature of Territorial Units for Statistics) classification. The NUTS classification is the reference typology for the collection, development and harmonization of regional statistics in the European statistical system and is based on regions hierarchy.

*For Albania:*

- NUTS I: National level
- NUTS II: Big regions (north, center, south)
- NUTS III: Regional level (12 regions)

Most regional statistics in the EU are published at the NUTS 2 level. However, regional and local statistics in Albania should also reflect the administrative and territorial units and structure of the country. The territorial and administrative reform of the local government has created new municipalities. Municipalities constitute a more detailed level of classification, which is of central importance. Geospatial information is further defined by regions, cities and villages. All these administrative and territorial structures are very important for official statistics. INSTAT aims to regularly provide geospatial information based on international and national classification and typologies to describe the local and regional diversity of Albania. During the program, the classification and typologies will be carefully reviewed and, if necessary, certain typologies may be revised.

### **V. Statistics Agency**

Law No. 17/2018 “On official statistics”, clearly provides for the definition of statistics agencies as the authority in charge, except for the Institute of Statistics, authorized under the Official Statistics Program to undertake activities for the generation of official statistics.

Currently, the National Statistical System consists of INSTAT, the Ministry of Finance and Economy and the Bank of Albania.

Based on the information collected by the institutions generating official statistics, as well as the processing of the data contained in the database of this program, it has been possible to list the statistical activities that will be carried out during the five year 2022-2026 period for the generation of official indicators.

The following overview list these agencies, as well as the number of official statistical activities, part of the Program.

*Table No. 9 Statistics agencies and the number of statistical activities*

Statistics agencies	Number of statistical activities
Institute of Statistics	107
Bank of Albania	9
Ministry of Finance and Economy	2

## **VI. National and international legal framework**

The legal framework on which the activity of the institutions that cover the generation of official statistics is based, consists of two categories such as: national legal/sublegal acts and international acts.

The first category includes:

**Law No. 17/2018 “On Official Statistics”**, where Articles 7 and 8 foresee the obligation to design the Official Statistics Program, as an indicator of the development strategy of official statistics and the National Statistical System in its entirety and the analytical content, which must include the description of the development objectives of official statistics , the description of the main statistical activities for each field, the frequency and level of compliance with international standards, the institutions responsible for providing administrative data, as well as the institutions responsible for the generation and distribution of official statistics, the analysis of the financial and human resources necessary for the fulfillment of activities and analysis of expected risks and problems.

**Official Statistics Program for the 2022-2026 period**, which, according to Articles 7 and 8 of the above Law, covers the statistical data necessary for the observation of the economic, social and environmental situation in the Republic of Albania, focusing on essential phenomena for decision-makers, as well as respecting the rights of citizens for official data. For the implementation of the program, the principle of cost-effectiveness is taken into account.

**Statistics Council Recommendations.** Given that, according to the official statistics law, the role of this body is to support INSTAT in its role to ensure that the program is designed in accordance with the basic principles of the United Nations for official statistics, the recommendations received by this body are important for the progress of the implementation of statistical activities, as well as monitoring the performance of the constituent institutions of the national statistical system, guaranteeing that the program reflects the primary needs of users for statistical information.

**Memorandum of Understanding.** They are acts signed between two or more institutional parties, which undertake the fulfillment of mutual obligations for the exchange of statistical information, the forms and terms of their exchange, in order to guarantee the fulfillment of the statistical activities provided for in the Program. INSTAT has extended this form of cooperation both with public institutions holding administrative data as well as with academic institutions.

## **The national plan for the implementation of the Stabilization-Association Agreement (NPISAA)**

INSTAT, together with statistical agencies, has the task of producing transparent, unbiased and timely statistics, helping users to judge the progress of the transformational processes towards EU integration. This mission is exercised in accordance with the public and institutional mandate that INSTAT has, aiming to establish a functional statistical system, which makes maximum use of information resources.

Moreover, in the category of national acts, the legal and sub-legal acts that regulate the operation and define the tasks that must be covered by the statistical agencies, integral parts of the Albanian statistical system, are included. A complete list of legal acts and bylaws is reflected in Annex 1 of this Program.

The second category includes:

### **Conventions ratified by the Republic of Albania**

**EU Community Acts**, which the Albanian state has undertaken to align in accordance with Article 70 of the Stabilization and Association Agreement (SAA). Alignment of domestic legislation in the field of statistics with the *acquis communautaire* remains one of the key objectives, in order to guarantee the implementation of official statistics' principles, as well as the quality of statistical generation.

## **VII. Quality management system**

INSTAT aims to provide statistical products and services that correspond to the statistical information needs of different user groups. The improvement of the statistical information quality is carried out continuously by demanding the lowest possible costs and reducing the burden of response. INSTAT is committed to ensuring the highest quality regarding the compilation of statistics. In accordance with the statistics law, INSTAT uses statistical methods and processes in line with scientific principles and standards acknowledged internationally, performs continuous analysis of statistics in order to improve quality and ensures that statistics are as up-to-date as possible. In performing its tasks, INSTAT-o follows the general principles of quality management based on the European Statistics Code of Practice.

In the framework of statistical quality assurance, in accordance with principle No. 4 "Statistical Quality" of the European Statistics Code of Practice, during 2017- The publication of the Declaration of Quality and Commitment for the quality of INSTAT.

The publication of the Declaration of Quality and Commitment to the quality of INSTAT, which defines the principles, practices and commitments related to the statistics quality management, in accordance with the defined goals as well as with the Mission and Vision of INSTAT.

The establishment of structures in charge of quality management, the Quality Committee and the Quality Sector, as important mechanisms to ensure the quality management of planning processes and the follow-up of statistical activities, in accordance with Eurostat's recommendations.

The drafting and publication of the Quality Guide as one of the main documents for the description, expectations and general recommendations to be followed in relation to the statistical processes and the interdependence between them. For this purpose, INSTAT has adapted GSBPM version (Generic Statistics Business Process Model) as a reference classification so that it describes the generation model of each statistical activity.

Increasing the professional capacities and awareness of the employees of the statistical system for quality management, INSTAT has enabled the development of continuous trainings in this field.

- Careful management of risks, as well as timely planning of relevant preventive measures are essential for OSP.
- Statistical audit and self-assessment defined as a concrete way to identify strengths and opportunities for improving the quality of a statistical process or product. This is a systematic, programmed, independent, documented process by which an objective assessment of the steps followed during a statistical process is made. With the aim of enhancing the improvement of the statistical processes' quality, in 2019 INSTAT started to concretely implement it.
- Implementation of GSBPM as a reference model. Through this model, the timelines of all statistical processes, their documentation, as well as the measurement of cost effectiveness for statistical activities are monitored.
- To ensure the quality of official statistics and the public's trust in them, INSTAT has provided quality reports at the level of statistical products. Through them, users are provided with information and referential/structural metadata in standard formats on applied methods and definitions as well as on the quality of statistical results. The template of quality reports is based on the quality concept of European Statistics System (ESS-SIMS) as well as on the principles related to the quality of statistical products according to the European Statistics Code of Practice.
- Orientation towards the user – INSTAT tries to generate statistics that suit best the needs of the users, tries to recognize and fulfill their expectations and in this way ensure the full fulfillment of the needs for official statistical data. The measurement of user expectations is carried out through the User Satisfaction Survey;
- Orientation towards the employee - INSTAT is in charge of the qualification and continuous training of the employees in order to enhance their capacities and competences, thus influencing the increase of the motivation and satisfaction of the employees who effectively contribute to the work processes through the Satisfaction Survey of Employees;

**Regarding the Official Statistics Program for the 2022–2026 period, the work will be focused:**

- In accordance with principle No. 1 “Coordination and cooperation”, of the European Statistics Code of Practice, INSTAT and Eurostat ensure the coordination of all activities for the development, generation and distribution of European statistics at the level of the national statistical system and the European statistical system, respectively. Statistical authorities cooperate effectively within the partnership of the European Statistical System, in order to ensure the development, production and distribution of European statistics.
- In accordance with principle No. 4 “Statistical quality”, of the European Statistics Code of Practice, INSTAT will work within the framework of improving statistical quality. The work will focus on: drafting/updating and publishing quality reports and metadata for users, documentation of statistical processes, enhancing professional capacities and awareness of SKS employees, statistical audit and self-assessment, user and employee orientation.
- In accordance with principle No. 9 “Burden to interviewees”, of the Code of Practice of European Statistics, INSTAT monitors through two basic indicators: the number of questionnaires that enterprises/households must answer, as well as the duration of the interview.
- In accordance with principle No. 10 “Cost and effectiveness”, as well as in fulfillment

of recommendation no. 19 *Peer Review*, for the development of a comprehensive system that enables the evaluation of the costs of processes and products of statistical activities and for the use of the resulting information for management purposes, including the comparison of efficiency and cost-effectiveness, INSTAT has developed a comprehensive system that enables the evaluation of costs of processes and products of statistical activities.

- The tables below present information on performance indicators for each statistical field.

*Table No. 10 Quality management for social and demographic statistics field*

Activities	2017-2021	2022	2023	2024	2025	2026
Documentation according to GSBPM standard	18	16	16	16	15	15
Measuring the cost of statistical activities	18	0	0	16	15	15
Statistical audit	2	0	0	0	1	0
Self-assessment questionnaire	2	1		1	0	1
Quality reports/metadata by field	16	15	15	15	14	14
Quality reports/metadata by new fields		0	0	2	1	1

*Table No. 11 Quality management for the economic statistics field*

Activities	2017-2021	2022	2023	2024	2025	2026
Documentation according to GSBPM standard	12	12	12	12	12	12
Measuring the cost of statistical activities	12	0	0	12	12	12
Statistical audit	1	0	1	0	1	0
Self-assessment questionnaire	2	1	0	1	0	1
Quality reports/metadata by field	5	5	5	5	5	5
Quality reports/metadata by new fields		0	2	0	0	0

*Table No. 12 Quality management for the sectoral statistics field*

Activities	2017-2021	2022	2023	2024	2025	2026
Documentation according to GSBPM standard	26	23	23	24	24	23
Measuring the cost of statistical activities	26	0	0	24	24	23
Statistical audit	2	1	0	1	0	2
Self-assessment questionnaire	4	0	2	0	2	0
Quality reports/metadata by field	17	15	16	16	17	16
Quality reports/metadata by new fields		1	0	1	0	0

*Table No. 13 Quality management for the environmental and multidomain statistics field*

Activities	2017-2021	2022	2023	2024	2025	2026
Documentation according to GSBPM standard	4	4	4	4	4	4
Measuring the cost of statistical activities	4	0	0	4	4	4
Statistical audit	0	0	0	0	0	0
Self-assessment questionnaire	0	0	0	0	0	0
Quality reports/metadata by field	4	4	4	4	4	4
Quality reports/metadata by new fields				2		2

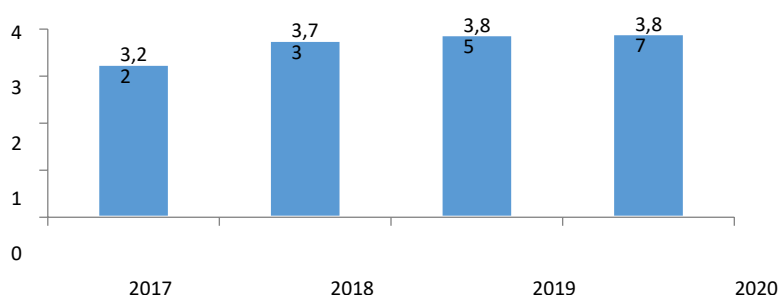
*Table No. 14 General indicators*

Indicators	2017-2021	2022	2023	2024	2025	2026
User satisfaction level of statistics generated by INSTAT	3.87 (77.3%)	0.0001	0.0001	0.0001	0.0001	0.0001
Percentage of users expressing confidence/trust in national statistics (in a Survey)	0.776	0.777	0.778	0.78	0.785	0.79
The burden of the interviewees in the families	Po	Po	Po	Po	Po	Po
The burden of the interviewees at Companies	Po	Po	Po	Po	Po	Po
Average interview duration in minutes	33.73333333	33.63333333	33.53333333	33.43333333	33.33333333	33.23333333

### Users reaction during 2017–2020 period

The quality of statistical processes and results is best assessed through user satisfaction surveys. The User Satisfaction Survey, carried out by INSTAT, is an important tool to identify user needs and address their feedback, where possible, in the official statistics planning process. The survey was conducted for the first time in 2017 and is conducted every year. In order to represent the public as widely as possible, the links for completing the web questionnaire have been shared on INSTAT's online page, on INSTAT's official website, as well as on Facebook. According to the most recent survey round (2020), the overall satisfaction level of INSTAT users in 2020 has increased by 0.5 percentage points, compared to the previous year. The graph below depicts the comparison of the level of user satisfaction over the 2017–2020 period.

Figure No. 6: Overall satisfaction level of INSTAT users by years 2017–2020



During 2020, satisfaction with INSTAT's website increased by 0.7 percentage points and the trust indicator that INSTAT has reliable data increased by 0.9 percentage points.

INSTAT also uses Page views to measure user perception. Page views – Page views are the number of pages viewed by visitors. With the exception of the “Agriculture and fishing”, “Censuses” and “Economy and finance” topics, the main topics of INSTAT's website are presented in increments. The table below lists the topics by the number of views during 2017–2020:

Table No. 15 Page views by main topics during 2017–2020

Topic	Overall 2017	Overall 2018	Overall 2019	Overall 2020
Science, technology and digital society	972	5.189	7.548	8.166
Prices	6.202	41.263	31.879	91.016
Agriculture and fishing	3.418	18.800	26.622	25.849
General and regional statistics	2.612	13.961	16.399	16.907
Foreign trade	3.357	17.891	22.508	46.558
Social conditions	5.105	25.463	42.049	48.659
Labor market and education	14.266	61.446	114.113	130.851
Censuses	3.697	14.936	19.050	18.390
Environment and Energy	5.053	11.921	14.725	15.138
Industry, trade and services	29.469	68.291	74.284	91.851
Finance and Economy	73.165	79.014	83.394	72.279
Demographic and social indicators	64.233	100.697	133.713	195.443

### VIII. Financial and human resources

For costs planning of covering the statistical activities that will be carried out during the 2022–2026 period, the budget planning documents, compiled in accordance with the Law No. 9936,

dated 26.6.2008, “On the management of the budget system in the Republic of Albania”, as amended, as well as by-laws and instructions of the Ministry of Finance in its implementation.

INSTAT runs the Strategic Management Group (SMG) and the Program Management Team (PMT), which operate not only in terms of the sector strategies orientation, but also in terms of planning and monitoring the execution of medium-term budget funds for the institution.

Moreover, important financial planning documents are the drafts completed by INSTAT for the national and multi-beneficiary IPA funds, the agreements signed between the Albanian and Swedish Governments, which will cover a large part of the items for major statistical activities during the five-year period, as well as the relevant technical assistance, very necessary to guarantee the progress of the processes in accordance with the appropriate standards.

Meanwhile, within the annual budget are also included the items of activities that are in the implementation process, which include periods of the previous Program and are being implemented in this Program.

An element that affects INSTAT's budget is the data collection method. Since most of them are carried out using interviewers, then a significant part of the budget serves to cover expenses for salaries, per diems and other operational expenses.

The Population and Housing Census is expected to be conducted in 2022, as well as, the Agricultural Registration Census is expected to be conducted in 2024. Therefore, in 2022 and 2024, a progressive increase of the INSTAT budget is again foreseen. However, the increase is relative considering the offer of donors, where the European Union will provide the biggest support.

Regarding funds from foreign donors, for the upcoming years INSTAT will benefit from funds and grants from the EU (National IPA and multi-beneficiaries), the United Nations (UNFPA, UNDP), as well as the Swiss government and Sweden mainly in terms of the coverage of the Census of Population and Housing as well as the Agriculture Census.

The following table presents the INSTAT budget forecast for the 2022-2026 period, which is in line with the ceilings of the Medium-Term Budget Program 2022-2024, while for the following years it is approximate.

*Table No. 16 2022–2026 Budget Forecast for INSTAT in 000/ALL*

Product	2022	2023	2024	2025	2026
1 Surveyed statistical units	890,863	223,639	235,968	235,968	235,968
A Social and demographic statistics	691,719	78,215	83,130	83,130	83,130
B Economical statistics	86,215	60,025	64,050	64,050	64,050
C Sectoral statistics	69,597	43,640	46,922	46,922	46,922
d Environment and multidomain statistics	3,683	2,110	2,217	2,217	2,217
e Services to third parties (B.SH)	39,649	39,649	39,649	39,649	39,649
2 Trained personnel	377,537	348,361	355,282	355,282	355,282
3 Purchase of equipment, systems, various machines	300,000	15,600	15,600	15,600	15,600
4 Foreign funding	400,000				
Total	1,968,400	587,600	606,850	606,850	606,850

\* Note. During 2022–2024 according to budget ceiling

Meanwhile, part of the statistical topics foresees the additional resources that the national statistical system needs to guarantee not only the implementation of activities, but also the quality of statistical products. INSTAT should be supported with human and financial

resources for the improvement of the statistics of the main statistical domains, such as: social and demographic statistics, economic statistics, sectoral statistics, environmental and multidomain statistics, as well as for the development the activities involved for the first time in the Official Statistics Program, such as: major revision of national accounts, multiple indicator cluster survey (MICS), adult education survey (AES), health survey EHIS; statistics on the quality of life, etc.

The program foresees that within 2026 the staff of INSTAT will increase by 43 employees, while the staff of the Bank of Albania by 2 employees.

*Table No. 17 Additional staffing needs during 2022–2026*

Additional staff	2022	2023	2024	2025	2026
INSTAT	13	18		12	
Bank of Albania				2	

### **IX. SWOT analysis**

SWOT analysis (Strengths, Weaknesses, Opportunities and Threats) is a framework used to assess the position of institutions generating official statistics and to develop the program strategically. The analysis assesses internal and external factors, as well as current and future potential. This instrument is designed to facilitate a realistic, evidence-based, data-driven look at the strengths and weaknesses of the National Statistical System and supporting institutions.

The SWOT analysis includes the environment in which the National Statistical System operates, focusing on INSTAT, as the institution in charge of coordinating and monitoring the progress and performance of this system. Taking into account the legal framework, the environment and the statistical culture of the generating institutions and those supplying administrative data, INSTAT has assessed the capacity, mechanisms and resources necessary to guarantee the successful implementation of the activities provided for in the program.

The periodical assessment reports drawn up by Eurostat experts (Peer Reviews), the involvement of statisticians in international forums and foreign assistance for special statistical activities have given and continue to give great help to the analysis.

In this perspective, the SWOT analysis is designed as follows:

#### **STRENGTHS**

- **Aligned legislation.** Law No. 17/2018 “On official statistics” is aligned with regulation (EU) 223/2009 “On European statistics”, amended, in the interest of formalizing the National Statistical System, the active role of users and the construction of monitoring/reporting instruments. This framework enables the implementation of the basic principles of official statistics, guaranteeing reliability and statistical confidentiality.
- **Qualified staff, known for their professionalism and experience.** The statistical system staff, especially INSTAT staff, has professional capacities not only in the statistical fields, but also in the supporting ones, such as information and administrative technology.
- **Training structure.** The Training Center, according to the requirements of the law on official statistics, has enabled the preparation of trainers and the most important modules to enhance the professional capacities of statisticians. Trainings provide knowledge on harmonization and standards of international acts, technical knowledge about certain statistical fields as well as essential managerial/leadership knowledge.
- **National support.** The National Statistical System is supported by the European Union programs and some member countries in successfully carrying out statistical

activities, as well as in modernizing various stages of processing. At the same time, the support provided has helped in the performance evaluation processes to highlight the points that need improvement in the future.

- **Consolidated mandate for access to data.** Legislation on official statistics obliges every public institution, holder of administrative data, to provide the producers of official statistics with appropriate information for statistical purposes only.
- **Modern IT infrastructure.** With the support of donors and partners, it has been possible to build IT systems in accordance with the requirements of the time, as well as enhance the professional capacities of the IT staff. The competence of the IT staff and the continuous monitoring of technological advances enable placement at the same level as the most advanced ones.
- **International affairs.** Official statistics producers are able to collaborate with foreign partners on various regional and wider projects, as well as contribute to the issuing of improvement guidelines on statistical generation. On the other hand, collaborations have influenced the increase of knowledge through the exchange of experiences.
- **Data confidentiality.** In order to enhance the credibility of individuals, INSTAT and other official statistics producers have set up the appropriate legal and technical infrastructure to guarantee that their data are managed as confidential and in accordance with the legislation for the protection of personal data.
- **The Statistics Council as the voice of users.** Official statistics users are the customers of statistical products. The Statistics Council consists of representatives of the main users in the country. Their voice helps in the statistical planning processes as well as system performance monitoring.
- **Statistical quality.** The use of GSBPM instruments, metadata, SIMS and quality reports, serve not only to improve the quality of statistical activities, but also to increase the transparency of producers in relation to the public.
- **The continuity plan.** Due to the negative experience caused by major causes, earthquakes and pandemics, INSTAT has compiled the Continuity Plan for the institution's response in case of such obstacles in the future.
- **Government support on reliability in official statistical data.** The Council of Ministers, through DCM No. 650, dated 10.11.2017, has expressed its commitment to respect the requirements of European standards and statistical principles as well as it has guaranteed the preservation of the professional independence of INSTAT and the allocation of the necessary financial and human resources to carry out the program's statistical activities.

## WEAKNESSES

- **Insufficient resources.** Insufficient human resources make it impossible to meet the growing demands for official statistics.
- **Staff leaving.** The institution's motivation policies are not sufficient to minimize staff leaving/turnover, which affect delays in the generation and distribution of official statistics.
- Given the capacities of the private sector, public institutions that deal with statistical production are not able to keep the staff for which years of professional skills have been invested.
- **The training system is not consolidated.** The system is not yet developed in such a way as to have a sufficient impact on the development of professional and managerial capacities.
- **Statistical audit.** INSTAT, as the institution responsible for guaranteeing the applicability of statistical principles, does not have sufficient control over the quality of data provided by public institutions and other producers of official statistics, mainly

- on accuracy, punctuality, time frame, etc.
- **Statistical education.** Shortcomings in statistical knowledge affect negatively the correct interpretation of statistical indicators by interest groups, such as users and the media. For this reason, the training of users on different statistics fields would affect the increase in the rate of interpretation and analysis of statistical information.
- **Insufficient forms of communication with actors.** Forms of communication with the main actors shall be further developed. We must work especially for a better communication with the institutions that provide the administrative data.
- **Distribution of statistical information.** Having a publication calendar is not enough to have a clear policy of distribution of official statistics. Therefore, further development actions shall be taken to determine the best ways to publish and transmit the statistical output, to put in PDF format all the data generated, etc.

## OPPORTUNITIES

- **European Integration.** The opening of EU membership negotiations will increase the need for more real and reliable statistics. The partnership between INSTAT and Eurostat in this regard creates and promises opportunities for fruitful exchanges of best experiences. The integration process also helps the staff to increase their level of awareness towards European standards. On the other hand, the alignment with the *acquis communautaire* affects the strengthening of official statistics legislation and the consolidation of the National Statistical System.
- **Technology modernization.** Advances in information technologies lead to improvements in communication systems between INSTAT, suppliers of administrative data and users.
- **The development process for statistical quality.** Improvements in terms of the quality of statistics produced by the system affect the implementation of statistical principles, as well as transparency and public trust in them.
- **Fulfillment of requirements.** The official statistics generated will support policy makers for the compilation of strategic documents, macroeconomic and social policies at both national and regional levels.

## THREATS

- **Non-implementation of obligations arising from this Program** by all actors, such as: non-compliance with deadlines for sending data and incomplete information from statistical units and providers of administrative data, would lead to delay in the implementation of statistical activities according to anticipated deadlines and deficiencies in the quantity and quality of indicators.
- **The lack of statistical structures** as well as the occasional review of the organizational structure in line ministries and other institutions that provide administrative data, jeopardizes the quality implementation of this program.
- **The lack of financial and human resources** might jeopardize the failure to carry out the surveys provided for in this Program.
- **Not applying the same classifications in all institutions.** If it will not be possible to use the classifications foreseen to be implemented during the implementation of this program, then this would lead to the inconsistency of the data for the same indicators.
- **Cyber attacks** can lead to violation of statistical confidentiality (violation of security of data protection/ and in the SIMONA system).
- **The non-alignment of the acts with the *acquis communautaire*** affects the program development according to European standards, hindering/delaying the integration process in the field of statistics.

## X. Analysis of expected risks and problems

Careful risk management, as well as timely planning of relevant preventive measures, are essential for the successful implementation of the OSP 2022–2026. In this chapter pursuant to Point d, Article 8, Law No. 17/2018 “On official statistics”, an analysis of expected risks and problems that may affect the fulfillment of the strategic objectives of OSP 2022 - 2026 and consequently the development of statistical activities. The purpose of the analysis is to identify and assess the risks and further, based on the Risk Management Plan, determine the measures that shall be taken to eliminate or reduce the risk during the duration of the program. The process of identifying and assessing risks was carried out taking into account the strategic objectives of INSTAT defined in chapter III of the OSP 2022-2026, which are as follows:

1. The development of NSS to fulfill the acquis communautaire related to statistics and to fully support the European integration process;
2. Meeting user requests for official statistics;
3. Generation of official statistics of high quality, to comply with accepted European and international standards;
4. The increase in the number of institutions part of the National Statistical System;
5. Modernization of statistical processes, methods, products and services to improve the quality, timely delivery and cost efficiency of official statistics;
6. Enhancing public trust in NSS and its recognition as an institutional structure performing properly and professionally independent.

Based on these six objectives, through a structured process for risk assessment based on the possibility of occurrence and impact assessment for each risk, the definition of risks was carried out by analyzing the causes, as well as the possible consequences in case these risks materialize.

Based on the analysis of risk identification and assessment, it was found that the main risks that can materialize and affect the fulfillment of the objectives foreseen in OSP 2022 - 2026 are 26 in total (which are included in the risk register of INSTAT). These identified risks show that INSTAT has performed a detailed analysis for each objective, identifying the risks that may be encountered impacting the objectives.

As stated in the following matrices, matrix No. 1 (Risk assessment before inspections) and matrix No. 2 (Risk assessment after inspections), it is noted that we have a significant decrease in terms of the possibility and impact of risks, as a result of efficient and effective inspections, which are located in the institution.

Matrix No. 1 – Risk assessment before inspections

Likelihood		1 risk;	2 risks;
		5 risks;	6 risks;
		1 risk;	5 risks;
	Impact		

Matrix No. 2 – Risk assessment after inspections

Likelihood			1 risk;
	1 risk;	4 risks;	
	7 risks;	11 risks;	2 risks;
	Impact		

A clear indicator that proves the significant improvement and responsiveness of INSTAT is the high-level risks. In this category, before the existing inspections, there were 9 risks (described below), while after the existing inspections, there remains 1 high level risk.

Given that risk is dynamic, management structures shall pay special attention to risk

monitoring in order not to affect the defined objectives. Another indicator that proves that there is an effective internal inspection system is the low-level risks in Matrix No. 1 (before inspections), where 6 risks are identified, while in Matrix No. 2 (after inspections) there are 19 low-level risks, undergoing an increase as a result of inspections aimed at minimizing them.

### **High impact risks**

The main risks with high impact that can be encountered during the implementation of the OSP 2022-2026, as well as the measures that will be taken by INSTAT to minimize them based on the Risk Management Plan are described as follows:

#### **1. Deferral or non-publication of official statistics, as a result of the suspension/deferral of data collection, processing and generation due to natural disasters and extraordinary events.**

Taking this risk into consideration, INSTAT will continue to update and implement the continuity plans for statistical activities, following all the phases foreseen in case of natural disasters and other extraordinary events.

Through all available forms of communication, a periodic communication will be followed both within the responsible structures in INSTAT (central and regional offices), as well as with statistical agencies or institutions responsible for administrative data, for the fulfillment of the phases according to the work calendar depending on the situation. In addition, constant consultations will be followed on the implementation of concepts and methodologies in order to qualitatively process information in accordance with the EUROSTAT recommendations regarding situations raised at the global level.

#### **2. The deferral in receiving data from the supplying institutions leads to deferrals/non-timely publication of survey results.**

INSTAT maintains continuous communication and cooperates closely with all institutions responsible for administrative data, by holding periodic meetings at institutional level, to identify issues that may hinder the results from being published on time. Also, continuous official communications (electronic or official letters) are followed with the contact persons in the institutions, who are responsible for delivering the information. At the same time, INSTAT periodically monitors the implementation of cooperation memoranda in the framework of administrative data exchange.

#### **3. The deferral of information forwarded from statistical agencies leads to deficiencies/non-planning and non-timely reporting of statistical activities at the national statistical system level.**

The official statistics program and the annual report are documents compiled with input from the entire statistical system in Albania (INSTAT and statistical agencies). In order to minimize the risk of not delivering data on time, continuous communication is maintained with the institutions involved, both through periodic meetings and through delivering official letters to statistical agencies. In addition, structural and substantive quality inspections of the inputs are carried out, in order to plan qualitative statistics.

#### **4. Cyber attacks can lead to violation of statistical confidentiality (violation of security of data protection/ and in the SIMONA system).**

In order to minimize this risk, INSTAT performs daily physical inspections of the datacenter, preliminary trials on the SIMONA system. Measures have been taken to set up a backup system outside the building, in order to save the data in case of natural disasters, as well as the ongoing maintenance of the backup system. In addition, periodic monitoring (monthly, 6-

monthly) will continue to be carried out, as well as staff training in the information security field.

**5. Disapproval of the necessary financial resources results in the non-development of the statistical activities provided for in the OSP.**

The approval of the necessary financial resources (related to the provision of the infrastructure, as well as the recruitment of the necessary human resources) is a key element for the realization of statistical activities. In this context, INSTAT in the 2022-2024 budget program has provided the necessary funding for statistical activities.

**6. Deferrals in the alignment of the relevant regulatory acts of statistics with the acquis communautaire, as a result of not identifying the key acts that shall be aligned, as well as deferrals in the process of approving the relevant acts.**

In order to minimize this risk, measures will be taken by INSTAT to timely prepare concrete proposals for the harmonization of acquis, following their approval and adaptation by the institution. In addition, continuous cross-sectoral meetings shall be held in order to resolve the impeding situations during the process.

**7. Non-compliance with the publication calendar results in the non-distribution of statistical information to users on time, as well as damage INSTAT's image.**

In order to publish official statistics on time and inform users in time, INSTAT will continue to monitor the publications calendar, through constant reminders to respect the deadlines.

**8. Staff leaving/turnovers (mainly experienced staff) cause disruption/slowing down of work processes, which lead to suspension/delay in the production and distribution of official statistics.**

Qualified and experienced staff are key to the generation of qualitative official statistics. Due to the lack of motivation/inability for professional growth/salary of the INSTAT staff, there is the risk that experienced staff leave, mainly in the field of computer software development. In this context, measures will be taken to motivate the staff through the further development of capacities, provision for the gradual increase of the staff. Also, it will continue to designate support staff (backup) for certain processes, as well as to further automatize work processes.

**9. The non-implementation of the procurement procedures in time results in the lack of the necessary infrastructure for the statistical activities development.**

Based on the approved annual budget, INSTAT draws up every year the necessary investments in the field of technology and information, as well as the services needed for the smooth running of statistical activities. Based on the legislation in force, all procedures are followed to guarantee the necessary infrastructure.

Despite the inspections that are in place, which help to minimize the level of risk, INSTAT's structures will continuously analyze and identify the deficiencies in the internal control system, in order to achieve the objectives in an efficient and effective manner, as well as minimization of risks. Based on the general assessment of risks and the relevant measures implemented or planned to keep the risks under control, we can state that INSTAT has an effective internal control system, which guarantees the successful implementation of OSP 2022-2026.

**Annex**

Annex No. 1 Regulatory framework for the national statistical system

Annex No. 2 Statistical activities plan

## ANNEX NO. 2

### STATISTICAL ACTIVITIES PLAN

Statistical field code	Statistical field	Topic code	Topic	Subtopic code	Subtopic	Statistical Activity Code	Activity	Activity Periodicity	Year of activity occurrence	Description of activity	Release deadline	Minimum level of data release	Statistical agency	Data provider
1	Social and demographic statistics													
		1.1	The population with habitual residence in Albania and abroad											
				1.1.1	Demography, migration and projections									
						1.1.1.1	Population Statistics	Annually	2022 2023 2024 2025 2026	The population statistics activity generates data on the population on January 1 of each year, the population by age group and sex, the population by county and the basic components that make up the population (births, deaths, net migration).	V + 84 D	Municipality	Institute of Statistics	General Directorate of Civil Status
						1.1.1.2	Population projections	Every 5 year	2024	The population projections activity provides information about the future number, demographic structure and territorial distribution of inhabitants according to the most likely hypotheses of trends in demographic behavior.	V - 293 D	Municipality	Institute of Statistics	Institute of Statistics
						1.1.1.3	International migration statistics	Annually	2022 2023 2024 2025 2026	The international migration statistics activity generates data on: emigrants, immigrants,	V + 84 D	Regional	Institute of Statistics	Institute of Statistics General Directorate of Civil Status

				net migration, internal movements and other migration indicators.				
1.1.1.4	Statistics on the Albanian Diaspora	Every 5 year	2025	The Albanian Diaspora statistics activity generates data on the Diaspora on January 1, the main destinations, the Diaspora pyramid, etc.	V+ 335 D	National	Institute of Statistics	Institute of Statistics General Directorate of Civil Status
1.1.1.5	Vital Statistics	Quarterly	2022 2023 2024 2025 2026	The vital statistics activity generates data on: births, deaths, marriages, divorces, as well as other indicators related to vital statistics.	T + 45 D	Municipality	Institute of Statistics	General Directorate of Civil Status
1.1.1.6	Statistics based on MICS survey	Other*	2024	The Multiple Indicator Survey of Albania is a nationally representative sample-based study of households, women and children. Through this survey, it is intended to provide new information about the assessment of the children and women situation in Albania as well as to provide the necessary data on monitoring progress towards the defined goals.		National	Institute of Statistics	Institute of Statistics
1.1.2	Census of Population and Housing, Asylum Seekers and Foreigners							

	1.1.2.1	Census of Population and Housing	Every 10 years	2022	The Census of Population and Housing provides data on the official population count in a country, in the smallest geographical unit, together with information on a selected number of demographic, social and economic characteristics of the population. Similarly, the Census of Housing provides the official count of all dwellings in the country in the smallest geographic unit, along with information on a selected number of housing characteristics.	V + 273 D	Municipality	Institute of Statistics	Institute of Statistics
	1.1.2.1. a	The publication of preliminary Census results				December 2022			
	1.1.2.1. b	The publication of the final Census results at National level				June 2023			
	1.1.2.1. c	The publication of the final Census results at regional/municipality level				October 2023			
	1.1.2.1. d	Analyses on various topics				December 2024			
	1.1.2.1. e	Making microdata available for external				December 2024			

		users							
	1.1.2.2	Statistics on asylum and foreigners	Annually	2022 2023 2024 2025 2026	The Asylum and Foreigners Statistics activity generates data on: applications for residence permits, asylum seekers, foreigners with residence permits, irregular foreigners, acquisition and relinquishment of Albanian citizenship etc.	V + 236 D	National	Institute of Statistics	Ministry of the Interior General Directorate of Police Directorate for Border and Migration
1.1.3	Gender Statistics								
	1.1.3.1	Gender Statics	Annually	2022 2023 2024 2025 2026	The gender equality statistics activity generates data on different areas of life, such as: population, health, education, labor market, social inclusion, and decision-making, divided by gender, in order to reflect the societal issues in the framework of achieving gender equality. Index of gender equality and inequality are the Gender Inequality Index and the Gender Inequality Index.	V + 181 D	National	Institute of Statistics	Institute of Statistics Prime Minister's Office Ministry of Finance and Economy Bank of Albania Ministry of Health and Social Protection Ministry of Interior Ministry of Infrastructure and Energy Ministry of Defense Ministry of Justice Minister for Relations with Parliament General Directorate of Police Institute of Social Insurance Institute of Public Health General Directorate of

									Road Transport Services (GDRTS) National Employment Service Agricultural University of Tirana General Prosecutor's Office Central Election Commission School of Magistrates National Agency for Employment and Skills Ministry of Defense Albanian Investment Development Agency People's Advocate General Directorate of Prisons The Supreme Judicial Council, the Parliament of Albania
	1.1.3.2	Gender Equality Index	Annually	2022 2023 2024 2025 2026	The Gender Equality Indicator analyzes the progress and challenges to achieve gender equality in member countries as well as in Eastern European countries. It uses a range from 1 to 100. 1 indicates total inequality and 100 indicates total equality. The indicator measures potential differences between women and men	V + 350 D	National	Institute of Statistics	Institute of Statistics, Prime Minister's Office, Bank of Albania, Central Election Commission

					in the main areas of work, money, knowledge, time, decision-making and health. The gender equality indicator provides information for each field and subfield.				
		1.1.3.3	Statistics based on the domestic violence survey	5-years	2026	This activity generates national-level data on violence against women and girls, by collecting and comparing data on women's and girls' personal experiences of the different types of violence they may have experienced during their lifetime and during the past 12 months.	V + 365 D	National	Institute of Statistics Institute of Statistics
1.2	Labor and labor costs	1.2.1	Employment and Unemployment						
		1.2.1.1	Labor force statistics	Quarterly	2022 2023 2024 2025 2026	The labor force statistics activity through the labor force survey produces quarterly and annual data on employment and unemployment.	T + 71 D	Regional	Institute of Statistics Institute of Statistics
		1.2.1.2	Labor market statistics	Quarterly	2022 2023 2024 2025 2026	The administrative statistics activity of the labor market generates data on: the number of employees contributing to social security; The number of unemployed registered in the Employment Offices.	T + 71 D	Regional	Institute of Statistics General Directorate of Customs, National Employment Service
		1.2.2	Labor cost and labor income						

	1.2.2.1	Statistics on earnings and cost of labor	4-years	2022 2024	The earnings and labor cost statistics activity generates data to calculate various components of labor costs and labor income. As for labor costs, the data includes payments to employees made by the employer, while income from labor includes data on salaries and bonuses that the employee receives from the work performed.	V + 546 D	National	Institute of Statistics	Institute of Statistics
	1.2.2.2	Statistics on salaries	Quarterly	2022 2023 2024 2025 2026	The activity of salary statistics produces data on: average gross monthly salary by sector, economic activity and professions; the gender gap on wages by sector, economic activity and professions.	T + 71 D	Municipality	Institute of Statistics	General Directorate of Taxes
1.3	Education and Trainings								
	1.3.1	Education							
	1.3.1.1	Education enrollment statistics	Annually	2022 2023 2024 2025 2026	The education statistics activity generates data on official education in Albania, public and private, as well as detailed statistics on enrollments and graduations by educational levels, and study programs in higher education.	V + 105 D	Regional	Institute of Statistics	Ministry of Finance and Economy Ministry of Education, Sports and Youth

1.4	Health	1.4.1	Public Health	1.3.1.2	Education graduation statistics	Annually	2022 2023 2024 2025 2026	The education statistics activity generates data on official education in Albania, public and private, as well as detailed statistics on enrollments and graduations by educational levels, and study programs in higher education.	V + 150 D	Regional	Institute of Statistics	Ministry of Finance and Economy Ministry of Education, Sports and Youth
				1.3.1.3	Education statistics by fields of study in higher education	Annually	2022 2023 2024 2025 2026	The education statistics activity generates data on official education in Albania, public and private, as well as detailed statistics on enrollments and graduations by educational levels, and study programs in higher education.	V + 150 D	National	Institute of Statistics	Ministry of Education, Sports and Youth
				1.3.2 Vocational training and lifelong learning								
				1.3.2.1	Statistics from the adult education survey	Every 5 years	2023	The survey provides information on the trainings characteristics, the difficulties of participating in trainings, access to information on education and training opportunities, foreign language skills, participation in cultural events, etc.	V + 365 D	National	Institute of Statistics	Institute of Statistics

	1.4.1.1	Statistics on causes of death	Annually	2022 2023 2024 2025 2026	The Statistics on the causes of death generates data on deaths registered in a given year in Albania. These statistics are analyzed and published based on the International Classification of Diseases, ICD-9	V + 140 D	Regional	Institute of Statistics	General Directorate of Civil Status
	1.4.1.2	Public health statistics	Annually	2022 2023 2024 2025 2026	The health statistics on public health indicators generates data on: primary health care service, which reflects information on the activity of health centers, the number of visits, women's consultations, children's consultations, vaccination coverage, etc.; secondary hospital service, which reflects information on the number of hospitals, the number of patients admitted and discharged during the year, the number of operations, as well as the use of hospital beds (average days of stay, annual bed turnover rate, etc	V + 201 D	Regional	Institute of Statistics	Ministry of Health and Social Protection Institute of Public Health Mandatory HealthCare Insurance Fund

		1.4.1.3	Statistics based on the EHIS health survey	Other*	2026	The statistics activity based on the EHIS health survey aims to produce comprehensive data on health status; health care utilization; health indicators.			Institute of Statistics	Institute of Statistics
	1.4.2	Occupational health and safety statistics								
		1.4.2.1	Occupational health and safety statistics	Annually	2024 2025 2026	The occupational health and safety statistics activity generates data on the occurrence of accidents at work, which lead to physical or mental injuries. Fatal accidents at work are those that lead to the death from accidents.		National	Institute of Statistics	Social Insurance Institute
1.5	Consumption income and expenditure									
	1.5.1	Consumption statistics and time use statistics								
		1.5.1.1	Statistics based on the household budget survey	Annually	2022 2023 2024 2025 2026	The statistics activity based on the family budget survey generates data on the level and structure of consumption expenditures of family economic units (FEU) in Albania, as well as other indicators based on consumption expenditures. FBS data are also used to update the consumer price index and	V + 278 D	Regional	Institute of Statistics	Institute of Statistics

[illegible]

		1.5.3.1	Quality of life Statistics	Annually	2025 2026	The quality of life statistics activity generates data on objective factors such as: material resources, health, employment status, living conditions and many others and on the subjective perception that one has of these factors.	V + 180 D	National	Institute of Statistics	Institute of Statistics
1.6	Social Protection									
	1.6.1	Social Protection Statistics								
		1.6.1.1	Social maintenance statistics (administrative data)	Other**	2022 2023 2024 2025 2026	The social protection statistics activity generates data on the number of beneficiaries of unemployment benefits, families and beneficiaries in the economic assistance scheme, beneficiaries of disability payments, beneficiaries of urban and rural pensions in the social insurance scheme. Also, the social protection statistics include many indicators that assess the well-being and care of children in need.		National	Institute of Statistics	Ministry of Health and Social Protection Social Insurance Institute State Social Service National Agency for Employment and Skills
		1.6.1.1.a	Economic Assistance	Quad-monthly			4M + 60 D			
		1.6.1.1.c	Disability	Quad-monthly			4M + 60 D			
		1.6.1.1.d	Unemployment payment	Quarterly			T + 60 D			

		1.6.1.1.e	Pensions	Annually			V + 120 D			
		1.6.1.1.f	Care for children in need	Annually			V+180 D			
		1.6.1.2	ESSPROS	Annually	2022 2023 2024 2025 2026	The ESSPROS statistics activity generates social protection data on: Illness/health care, disability, elderly, survivors, family/children, unemployment, housing and social exclusion not elsewhere classified.	V + 212 D	National	Institute of Statistics	Ministry of Finance and Economy Ministry of Health and Social Protection General Directorate of Taxes Institute of Social Insurance Institute of Public Health Mandatory Healthcare Insurance Fund State Social Service National Agency for Employment and Skills Municipalities
1.7	Crime and Justice									
	1.7.1	Crime and Justice								
		1.7.1.1	Statistics on criminality, criminal offenses and criminal proceedings	Annually	2022 2023 2024 2025 2026	The crime statistics activity generates data on criminal offenses registered during a year; data on criminal offenses, perpetrators and injured persons; data on the criminal proceedings registered by the prosecution, as well as on the defendants according to specific offenses in the Criminal Code of the Republic of Albania.	V + 127 D	Regional	Institute of Statistics	General Directorate of Police General Prosecutor's Office

1.7.1.2	Statistics on suspects, defendants and prisoners	Annually	2022 2023 2024 2025 2026	The justice and crime statistics activity generates data on every chain of the justice system, not only on cases handled and recorded, but also on persons involved in the justice system such as: data on persons suspected of committing a criminal offense; data on the defendants; data on prisoners including minors (under 18 years old), adults (over 18 years old) by gender, who have been sentenced by a final decision, as well as those who have been detained for years.	V + 119 D	Regional	Institute of Statistics	Ministry of Justice General Directorate of Police General Prosecutor's Office General Directorate of Prisons
1.7.1.3	Convicted and innocent persons Statistics	Annually	2022 2023 2024 2025 2026	The convicted and innocent persons statistics are provided by the Ministry of Justice and include data on those convicted by first-instance courts by gender and age group, convicted by type of crime committed, and the number of convicted persons by gender.	V + 305 D	Regional	Institute of Statistics	Ministry of Justice

1.7.1.4	Implementation of the International Classification of Crimes for Statistical Purposes (ICCS)	Continuous	2022 2023 2024 2025 2026	The International Classification of Crimes is a nomenclature that classifies criminal offenses based on internationally accepted concepts, definitions and principles to increase the international consistency and comparability of crime statistics and to improve analytical capabilities at national, regional and international levels..			Institute of Statistics	Ministry of Justice General Directorate of Police General Prosecutor's Office General Directorate of Prisons
---------	--	------------	--------------------------------------	---	--	--	-------------------------	---

1.8	Culture							
	1.8.1	Culture and sports statistics						
	1.8.1.1	Central institutions Statistics on art and cultural heritage	Annually	2022 2023 2024 2025 2026	The culture statistics activity focuses on the production of data on cultural participation, cultural heritage, the economic dimension of culture, students enrolled in higher education in culture-related fields	V + 175 D	National	Institute of Statistics  Ministry of Education, Sports and Youth Ministry of Culture
	1.8.1.2	Sports Statistics	Annually	2024 2025 2026	The sport statistics activity focuses on the production of indicators related to sports federations and clubs operating in the country.		National	Institute of Statistics  Ministry of Culture

1.8.1.3	Culture statistics based on INSTAT social surveys	Annually	2022 2023 2024 2025 2026	This activity generates data on culture, focusing on the cultural indicators provided by the social surveys that INSTAT conducts	V + 175 D	National	Institute of Statistics	Institute of Statistics
1.8.1.4	Culture statistics based on INSTAT economic surveys	Annually	2022 2023 2024 2025 2026	This activity generates data on culture, focusing on the economic dimension of culture. Statistics on employment in culture and the harmonized index of cultural services and goods are provided by various economic surveys that INSTAT conducts.	V + 175 D	National	Institute of Statistics	Institute of Statistics

2	Economic statistics										
	2.1	Macroeconomic									
		2.1.1	Annual sectoral accounts								
			2.1.1.1	Non-financial accounts by institutional sectors	Annually	2022 2023 2024 2025 2026	The non-financial accounts activity of institutional sectors generates data on economic transactions between institutional sectors within the economy and transactions of domestic sectors with the rest of the world, dividing them into resources, uses and a balancing item, which passes from one account to another , creating the link between them.	V + 881 D	National	Institute of Statistics	Institute of Statistics Bank of Albania
		2.1.2	Quarterly and annual national accounts, main aggregates								

	2.1.2.1	Annual national accounts - gross domestic product (GDP) by the Production and Expenditure method	Annually	2022 2023 2024 2025 2026	<p>The activity of the gross domestic product statistics with annual frequency measures the production of the entire economy of a country through the production method, as well as the expenses realized by these four sectors of the economy: Households, Enterprises, Government and the Foreign Sector through the method of expenses. Several indicators are evaluated such as: gross added value, intermediate production and consumption, expenditures for final consumption of the population, gross fixed capital formation, export-import, etc. at current and constant prices, real GDP growth, GDP per capita, gross national income, etc.</p>	V + 455 D	National	Institute of Statistics	<p>Institute of Statistics Bank of Albania General Directorate of Taxes Financial Supervisory Authority</p>
--	---------	--	----------	--------------------------------------	--	-----------	----------	-------------------------	---

	2.1.2.2	Quarterly national accounts - gross domestic product (GDP) by the production and expenditure method	Quarterly	2022 2023 2024 2025 2026	The quarterly national accounts activity produces data on quarterly gross domestic product, by the production method and main components with the expenditure method, at current prices (CUP), at previous year's prices (PYP) and "chain link" (CLV) ) unadjusted and seasonally adjusted (SA), as well as seasonality with the Albanian calendar (QY).	T + 90 D	National	Institute of Statistics	Institute of Statistics Ministry of Finance and Economy Bank of Albania General Directorate of Taxes Financial Supervisory Authority National Agency of Natural Resources Energy Regulatory Entity Transmission System Operator Albanian Electro-energetic Corporation Energy Distribution Operator
2.1.3	Sources-uses and input-output tables								
	2.1.3.1	Source-use tables	Annually	2022 2023 2024 2025 2026	Source-use tables reflect a detailed description of the circulation of products and services during the year. On the side of resources, output, imports, trade and transport margins are presented, while on the side of uses, intermediate consumption, final consumption, gross fixed capital formation and exports are presented.	V + 1003 D	National	Institute of Statistics	Institute of Statistics



	2.2.1.1	Financial accounts by institutional sectors	Annually	2022 2023 2024 2025 2026	The financial accounts activity generates data on financial accounts for all sectors of the economy, such as: financial accounts of the financial corporation sector, of non-financial corporations, of the general government, of the family economies and non-profit institutions sectors in the service of family and non-residents (rest of the world) economies.	V + 304 D	National	Bank of Albania	Institute of Statistics Ministry of Finance and Economy Bank of Albania Financial Supervisory Authority National Business Center (NBC)
2.2.2	Monetary and financial indicators								
	2.2.2.1	Monetary and financial statistics	Monthly	2022 2023 2024 2025 2026	The monetary and financial statistics activity generates data on monetary aggregates; the sectoral balance and monetary presentation of the central bank, pre-deposit banks, other depository corporations, other financial institutions, as well as data on deposits included in broad money by sector, term in ALL and currency; data on economy credit and interest rates for deposits and new loans/status	M + 30 D	National	Bank of Albania	Bank of Albania Financial Supervisory Authority

[illegible]

		2.2.5.1	Government financial statistics according to ESA2010	Annually	2022 2023 2024 2025 2026	The government financial statistics activity under ESA2010 aims at the production and transmission of annual GFS tables to EUROSTAT as required by the ESA 2010 TP. Their compilation is based on the ESA 2010 methodology.			Institute of Statistics, Bank of Albania, Ministry of Finance and Economy	Institute of Statistics Ministry of Finance and Economy Bank of Albania Ministry of Interior Ministry of Defense General Directorate of Taxes Institute of Social Insurance Mandatory Health Care Insurance Fund
2.2.6	Statistics of the exceeded deficit procedure									
		2.2.6.1	Statistics of the exceeded deficit procedure	Every 6 months	2022 2023 2024 2025 2026	The statistics activity of the excessive deficit procedure aims at the production and transmission twice a year of the EDP tables to EUROSTAT, as well as the additional tables requested. Their compilation is based on the ESA 2010 methodology.			Institute of Statistics, Bank of Albania, Ministry of Finance and Economy	Institute of Statistics Ministry of Finance and Economy Bank of Albania Ministry of Interior Ministry of Defense General Directorate of Taxes Institute of Social Insurance Mandatory Health Care Insurance Fund
2.3	Business Statistics									
	2.3.1	Enterprises Structural Statistics								
		2.3.1.1	Enterprises Structural Statistics	Annually	2022 2023 2024 2025 2026	Enterprises structural statistics activity generates data	V + 410 D	Regional	Institute of Statistics	Institute of Statistics

					on the economic-financial structure of enterprises at the country level, according to branches of the economy and size of enterprises				
2.3.2	PRODCOM								
	2.3.2.1	Industrial Products Statistics	Annually	2022 2023 2024 2025 2026	The statistics activity of industrial products generates data on industrial products with the object of observing enterprises that have performed economic activity during the year to which we refer to and that belong to the industrial-extractive and industrial-processing sectors, presented according to the Nomenclature of Economic Activities, NVE Rev. .2.			Institute of Statistics	Institute of Statistics
2.3.3	Short-term enterprise statistics								
	2.3.3.1	Short-term enterprise statistics	Quarterly	2022 2023 2024 2025 2026	The short-term enterprise statistics activity generates the index of net sales in volume, the production volume index, the index of the number of employees and the indices of the salary fund.	T + 75 D	National	Institute of Statistics	General Directorate of Taxes

2.3.3.2	Price statistics in economic enterprises on a quarterly basis	Quarterly	2022 2023 2024 2025 2026	The quarterly price statistics activity at economic enterprises generates the production price index, the import price index, the construction cost index, the quarterly and annual changes of these indexes, etc.	T + 66 D	National	Institute of Statistics	Institute of Statistics
2.3.3.3	Statistics on construction permits approved in the territory of the Republic of Albania	Quarterly	2022 2023 2024 2025 2026	The construction permit statistics activity generates data on construction permits approved in the Republic of Albania regarding the number, area, approximate value and type of client.	T + 57 D	Municipality	Institute of Statistics	Municipalities
2.3.4	Business registers							
2.3.4.1	Enterprises Statistics Register	Annually	2022 2023 2024 2025 2026	The Enterprises Statistics Register serves statistical purposes and clearly identifies units in order to: To allow obtaining information about economic entities through administrative sources; To allow the compilation of samples, the coordination of statistical surveys and the grouping of their results; To allow the demographic analysis of the population of enterprises and units related to them.	V + 150 D	Municipality	Institute of Statistics	General Directorate of Taxes National Business Center

					The Enterprises Statics Register is the basis for compiling the necessary statistics for providing short-term indicators and economic structural developments.				
	2.3.4.2	Local Units Register	Annually	2022 2023 2024 2025 2026	The Local Units Register contains all business locations whose economic activities contribute to the Gross Domestic Product (GDP). A local unit is an enterprise or part of it (e.g. manufactory, factory, warehouse, office, mine or warehouse) located in geographically identified areas. In this or from this place, the economic activity is carried out for which one or more people work (under reduced work schedule) for a single enterprise.	V+150 D	Municipality	Institute of Statistics	General Directorate of Taxes
	2.3.4.3	Register of Enterprise Groups	Annually	2022 2023 2024 2025 2026	The Register of Enterprise Groups contains information on the economic structure of enterprise groups, their legal units and the constituent enterprises of the group. Enterprise groups are mainly multinational	V+154 D	Municipality	Institute of Statistics	National Business Center

						groups, i.e. having at least one legal entity located in another country				
3	Sectoral Statistics									
	3.1	Agriculture, forestry and fishing statistics								
		3.1.1	Forestry Statistics							
			3.1.1.1	Forestry statistics	Annually	2022 2023 2024 2025 2026	Forestry statistics activity generates general and specific data on forests, pastures, meadows.	V + 252 D	National	Institute of Statistics Ministry of Tourism and Environment National Forest Agency
		3.1.2	Agricultural statistics							
			3.1.2.a	Plant products statistics						
			3.1.2.a.1	Plant product statistics based on the annual agricultural survey	Annually	2025 2026	The plant product statistics activity based on the annual survey in agriculture generates data on the first crop planted area, the cultivated area and the production area for crops on arable land: (cereals; industrial plants; horticultural plants, potatoes, beans and fodder crops). Tree crops and meadows and home gardens, as well as data on the first and second crops of agricultural crops both in the field and in greenhouses.			Institute of Statistics Institute of Statistics



3.1.2.b.1	Livestock, meat and egg statistics based on the annual agricultural survey	Annually	2025 2026	Livestock, meat and egg statistics activity generated by the annual agricultural survey produces data related to the structure of livestock, meat and egg production.		Municipality	Institute of Statistics	Ministry of Agriculture and Rural Development
3.1.2.b.2	Livestock, meat and egg statistics from the administrative source	Annually	2022 2023 2024 2025 2026	Livestock, meat and egg statistics activity generated by the administrative source produces data related to the structure of livestock, meat and egg production.	V + 175 D	Municipality	Institute of Statistics	Ministry of Agriculture and Rural Development
3.1.2.b.3	Livestock, meat and egg statistics based on the monthly survey on the monitoring of the slaughterhouses activity for cattle, pigs and livestock	Monthly	2022 2023 2024 2025 2026	The livestock statistics activity generated by the monthly survey on the monitoring of the slaughterhouses activity for cattle, pigs and livestock, generates data related to the production of meat by these licensed entities.	M + 60 D	National	Institute of Statistics	Institute of Statistics
3.1.2.b.4	Livestock, meat and egg statistics based on the monthly survey on monitoring the poultry slaughterhouses activity	Monthly	2022 2023 2024 2025 2026	Livestock, meat and egg statistics activity generated from the monthly survey on monitoring the poultry slaughterhouses activity generates data related to poultry production.	M + 45 D	National	Institute of Statistics	Institute of Statistics

3.1.2.b.5	Livestock, meat and egg statistics based on the monthly survey of the egg production by hens (human consumption)	Monthly	2022 2023 2024 2025 2026	Livestock, meat and egg statistics activity generated from the monthly survey of poultry activity for egg production (human consumption) produces data related to egg production.	M + 45 D	National	Institute of Statistics	Institute of Statistics
3.1.2.c	Milk and its by-products statistics							
3.1.2.c.1	Statistics of milk and its by-products based on the annual survey in all factories and dairies that collect and process milk	Annually	2022 2023 2024 2025 2026	The milk and by-products statistics activity generated by the annual milk survey produces data on the production of milk and dairies from cows, sheep and goats. Data are collected at milk processing enterprises and dairies, which buy raw milk directly from farms or collection points, according to fat and protein content.	V + 190 D	National	Institute of Statistics	Institute of Statistics
3.1.2.c.2	Statistics of milk and its by-products based on the monthly survey in factories that collect and process cow's milk	Monthly	2022 2023 2024 2025 2026	The Milk and By-Products Statistics Activity generates national level data on the production of milk and dairies from cows.	M + 45 D	National	Institute of Statistics	Institute of Statistics

				Data are collected at milk processing enterprises and dairies, which purchase raw milk directly from farms or collection points, according to fat content and proteins.				
3.1.2.c.3	Statistics of milk and its by-products from the administrative source	Annually	2022 2023 2024 2025 2026	The statistics activity of milk and its by-products generated from administrative data produces data related to the production and on-farm use of milk and milk products from cows, sheep and goats.	V + 175 D	Municipality	Institute of Statistics	Ministry of Agriculture and Rural Development
3.1.2.d	Structural farm statistics							
3.1.2.d.1	Agriculture and agricultural farms Census	Every 10 years	2024	The structural farm statistics activity aims at updating the statistical register of farms and generating statistical data at regional and national level, based on the methodological criteria recommended by the EU and Eurostat regulations. The agriculture census plays an important role in the implementation, monitoring and evaluation of common	V + 450 D	Regional	Institute of Statistics	Institute of Statistics

				agricultural policies. Farm structure survey (agricultural census) and intermediate sample surveys are pillars of the statistical system agricultural.				
3.1.2.e	Economic accounts in Agriculture							
3.1.2.e.1	Statistics on economic accounts in agriculture	Annually	2022 2023 2024 2025 2026	The Statistics Activity on Economic Accounts in Agriculture generates various data related to economic accounts in agriculture, labor inputs in agriculture and rental and sale prices of agricultural land. Economic accounts of agriculture and statistics of agricultural prices play a key role in the design, implementation and monitoring of common agricultural policies, as well as in the assessment of GDP, on the economic situation of agriculture in the country.		Regional	Institute of Statistics	Institute of Statistics Ministry of Agriculture and Rural Development
3.1.2.e.2	Statistics on agricultural prices	Quarterly	2022 2023 2024 2025 2026	The activity on agricultural prices generates data on absolute agricultural prices and agricultural price indices on the other hand. The main use of absolute agricultural prices is to compare	V + 365 D	Regional	Institute of Statistics	Institute of Statistics

					price levels between states and to study price fluctuation and the impact on agricultural income. The agricultural price index shows the progress of prices by month and the season.				
3.1.3	Fishing Statistics								
	3.1.3.1	Fishing Statistics	Annually	2022 2023 2024 2025 2026	Fishing statistics activity generates data on fish catch by port, number of fishing vessels by port and types of fishing.	V+175 D	National	Institute of Statistics	Ministry of Agriculture and Rural Development
	3.1.3.2	Fishing and Aquaculture Statistics	Quarterly	2022 2023 2024 2025 2026	Fishing and Aquaculture Statistics Activity generates data based on segments of the fishing fleet, collection of logbooks from vessels, interviews with aquaculture operators, etc..			Institute of Statistics	Ministry of Agriculture and Rural Development
3.1.4	Statistics of organic production in agriculture								
	3.1.4.1	Statistics of organic production in agriculture	Annually	2022 2023 2024 2025 2026	The Statistics Activity of Organic Production in Agriculture generates data on certified organic farms and those in the process of certification, such as: data on plant production, livestock, aquaculture and processed plant and	V + 175 D	National	Institute of Statistics	Ministry of Agriculture and Rural Development

					animal products, organic farms certification.				
3.1.5	Agro-environment statistics								
	3.1.5.1	Agro-environment statistics	Annually	2022 2023 2024 2025  2026	Statistics activity of Agro-environment generates data on agriculture land treated with fertilizers and pesticides and quantity of fertilizers and pesticides used.	V + 299 D	National	Institute of Statistics	Institute of Statistics Ministry of Agriculture and Rural Development
3.2.1	Electricity statistics - production								
	3.2.1.1	Electricity	Quarterly	2022 2023 2024 2025 2026	Electricity Balance Activity generates data on net domestic production of electricity, gross import and export of electricity, losses in network, as well as Ultimate consumption in our country.	T + 60 D	National	Institute of Statistics	System Transmit ion Operator Albanian Electricity Corporate Electricity Supply Operator
	3.2.1.2	General electricity balance statistics	Annually	2022 2023 2024 2025 2026	General balance is summary bf balances of available energetic resources. Balance presents he origin and specific use according to electricity resources and consists of two main parts electricity supply and use.	V + 270 D	National	Institute of Statistics	National Agency Of Natural Resources
3.3	Transport								
	3.3.1	Transport statistics							

	3.3.1.1	Air, sea, inland waterway and rail freight and passenger transport statistics	Monthly	2022 2023 2024 2025 2026	The transport statistics activity generates data on freight flows and the number of passengers carried by air, sea, inland waterway and rail transport.	M + 27 D	National	Institute of Statistics	Ministry of Infrastructure and Energy Vlora Sea Port Saranda Sea Port Durrës Shëngjin Sea Port Albanian Railway sh.a “Nënë Tereza” airport
	3.3.1.2	Statistics on the characteristics of road transport vehicles	Annually	2022 2023 2024 2025 2026	The statistics activity on the characteristics of road transport vehicles generates data on the number of road vehicles circulating in the Republic of Albania, registered with the status “active” or “temporarily deregistered” in the Albanian National Registry of road vehicles.	V + 284 D	Regional	Institute of Statistics	General Directorate of Road Transport Service (GDRTS)
	3.3.1.3	Statistics of road transport of goods	Quarterly	2025 2026	The activity of road transport of goods statistics generates data on the volume of goods via road transport in the country by type of goods and means of transport.	V + 360 D	National	Institute of Statistics	Institute of Statistics
	3.3.2	Statistics on road safety							
	3.3.2.1	Transport safety statistics	Monthly	2022 2023 2024 2025 2026	The transport safety statistics activity generates data on the number of road accidents and accident victims.	M + 18 D	Regional	Institute of Statistics	General Directorate of Police



[illegible]

3.5.2.1	Statistics on exports/imports of goods	Monthly	2022 2023 2024 2025 2026	The Goods Trade Statistics activity generates total export (FOB) and import (CIF) indicators, as well as some other more detailed indicators, such as export-import by country, country-group, country-group goods etc	M + 17 D	National	Institute of Statistics	General Directorate of Customs
---------	--	---------	--------------------------------------	--	----------	----------	-------------------------	--------------------------------

	3.5.2.2	Statistics on exports/imports of goods according to the characteristics of enterprises	Annually	2022 2023 2024 2025 2026	The activity of foreign trade statistics of goods according to the characteristics of enterprises generates data on enterprises, which participate in the international market and their characteristics, such as the values of exports/imports and the number of enterprises.	V + 183 D	National	Bank of Albania	Institute of Statistics General Directorate of Customs
3.6	Payment balance								
	3.6.1.1	Quarterly balance of payments statistics	Quarterly	2022 2023 2024 2025 2026	The balance of payments statistics activity generates quarterly data on the current account, capital account and financial account. The reflected transactions are between residents and non-residents and vice versa.	T + 71 D	National	Bank of Albania	Institute of Statistics Ministry of Finance and Economy Bank of Albania General Directorate of Taxes General Directorate of Customs Financial Supervisory Authority General Directorate of Police National Agency of Natural Resources (NANR) National Business Center (NBC)

	3.6.1.2	Monthly balance of payments statistics	Monthly	2022 2023 2024 2025 2026	The balance of payments statistics activity generates monthly data on the current account, capital account and financial account. The reflected transactions are between residents and non-residents and vice versa.	M + 60 D	National	Bank of Albania	Institute of Statistics
3.6.2	Quarterly statistics of the international investment position								
	3.6.2.1	Quarterly statistics of the international investment position	Quarterly	2022 2023 2024 2025 2026	The international investment position statistics activity generates quarterly data on financial instruments in assets and liabilities of residents to non-residents and vice versa. Published data is stock.	T + 85 D	National	Bank of Albania	Institute of Statistics Ministry of Finance and Economy Bank of Albania General Directorate of Taxes Financial Supervisory Authority The National Agency of Natural Resources (NANR) National Business Center (NBC)
3.6.3	Monthly international reserve statistics								
	3.6.3.1	Monthly international reserve statistics	Monthly	2022 2023 2024 2025 2026	The international reserve statistics activity generates monthly data on foreign reserve assets. Published data is stock. The main objective is to generate these	M + 30 D	National	Bank of Albania	Ministry of Finance and Economy Bank of Albania

					objective, reliable, detailed and comparable statistics				
3.6.4	Quarterly external debt statistics								
	3.6.4.1	Quarterly external debt statistics	Quarterly	2022 2023 2024 2025 2026	The gross external debt statistics activity produces quarterly data on debt financial instruments in liabilities of residents to non-residents.	T + 71 D	National	Bank of Albania	Ministry of Finance and Economy Bank of Albania National Business Center (NBC)
3.7	Prices								
	3.7.1	Consumer price statistics							
	3.7.1.1	Consumer price index	Monthly	2022 2023 2024 2025 2026	The consumer price statistics activity generates the consumer price index, the monthly and annual change in the consumer price index, etc.	M + 8 D	National	Institute of Statistics	Institute of Statistics
	3.7.1.2	Harmonized consumer price index	Monthly	2022 2023 2024 2025 2026	The harmonized consumer price statistics activity generates the harmonized consumer price index, the monthly and annual change of the harmonized consumer price index, etc.	M + 18 D	National	Institute of Statistics	Institute of Statistics
	3.7.1.3	Harmonized index of consumer prices (IHÇK) with constant taxes	Monthly	2022 2023 2024 2025 2026	The harmonized consumer price statistics activity with constant taxes generates the harmonized consumer price index with constant taxes	M + 18 D	National	Institute of Statistics	Institute of Statistics

					its monthly and annual change, etc.				
3.7.2	Price level index, GDP per capita in MFB								
	3.7.2.1	Statistics based on purchasing power measurement surveys	Annually	2022 2023 2024 2025 2026	The statistics activity based on purchasing power measurement surveys produces data on consumer prices over a three-year cycle, prices of construction, hospitals, machinery and equipment and rent inspection.	V + 180 D	National	Institute of Statistics	Institute of Statistics
3.7.3	Housing price index								
	3.7.3.1	Statistics on housing prices(SÇB)	Quarterly	2024 2025 2026	The housing price statistics activity produces the housing price index, the quarterly and annual change in the consumer price index, etc.		National	Institute of Statistics	State Cadastre Agency
3.8	Science, Technology and Innovation								
	3.8.1	Science Statistics							
	3.8.1.1	Science Statistics	Other**	2022 2023 2024 2025 2026	The science statistics activity generates data on science expenditure and personnel broken down by the following institutional sectors: private enterprises, public sector, higher education and non-profit enterprises. All data is divided according to the aforementioned performance sectors.	V + 334 D	National	Institute of Statistics	Institute of Statistics Ministry of Finance and Economy National Agency of Scientific Research and Innovation (NASRI)

					It also includes data on the distribution of funds for science in the (GBARD) state budget				
	3.8.1.1.a	Statistics based on the survey on science in 4 SECTORS	Every 2 years	2023 2025					
	3.8.1.1.b	GBARD Statistics	Annually	2022 2023 2024 2025 2026					
3.8.2	Innovation Statistics								
	3.8.2.1	Statistics on innovation in enterprises	Every 2 years	2023 2025	The statistics activity on innovation in enterprises generates comparable data on enterprises that develop product and business process innovation activities introduced by enterprises in Albania.	V + 180 D	National	Institute of Statistics	Institute of Statistics
3.8.3	Information and communication technology statistics								
	3.8.3.1	Information and communication technology statistics in enterprises	Annually	2022 2023 2024 2025 2026	Statistics on information and communication technology in enterprises show the extent to which enterprises with 10 or more employees use information and communication technology (ICT), sell or purchase through websites or the exchange	The 270th day of V	National	Institute of Statistics	Institute of Statistics

					of computer data i.e. the extent of digitization enterprises.					
	3.8.3.2	Statistics based on the household information and communication technology survey	Annually	2022 2023 2024 2025 2026	The statistics activity based on the household information and communication technology survey produces data on issues related to information and communication technology in households and by individuals, such as: on the information and communication technology devices owned by the household/individuals (telephone, computers, on access and use of the Internet (e-shopping, e-governance etc.).	V + 334 D	National	Institute of Statistics	Institute of Statistics	
4	Environment and multidomain statistics									
	4.1	Environment								
		4.1.1	Environmental monetary accounts							
		4.1.1.1	Statistics on environmental taxes by industry	Annually	2022 2023 2024 2025 2026	The environmental tax statistics activity by industry produces data on environmental tax revenues (by tax category - energy, transport, pollution and resource taxes), broken down by economic activity (tax payer), using the NVE classification	V + 563 D	National	Institute of Statics	Institute of Statistics

					for production activities extended to cover taxes payable by families and non-residents.				
	4.1.1.2	Setting up the system for the production of expense accounts for environmental protection	Annually	2025 2026	The development of the system aims at the production of Environmental Protection Expenditure Accounts (EPEA), the allocation of national expenses for environmental protection, the analysis of the financing of national expenses, the analysis of the production of environmental protection services.	V + 548 D	National	Institute of Statistics	Institute of Statistics Ministry of Finance and Economy
	4.1.1.3	Setting up the system for the creation of the environmental goods and services sector module	Annually	2026 2026	The development of the system aims to produce accounts of the environmental goods and services sector (EGSS), where the economic activities that result in products related to environmental protection and natural resource management will be determined.	V + 548 D	National	Institute of Statistics	Institute of Statistics Ministry of Finance and Economy
4.1.2	Physical environmental accounts								
	4.1.2.1	Environmental material flow accounts	Annual	2022 2023 2024 2025 2026	The environmental material flow accounts activity generates data on: internal natural resources; imports of environmental materials;	V + 493 D	National	Institute of Statistics	Institute of Statistics National Agency of Natural Resources

					exports of environmental materials; internal use of environmental materials.				
	4.1.2.2	Setting up the system for the production of air emissions accounts	Annually	2023 2024 2025 2026	The development of the system for the production of air emission accounts means the physical flow of gaseous or particulate substances from the national economy (production or consumption processes) into the atmosphere (as part of environmental system).	V + 720 D	Annual	Institute of Statistics	Ministry of Infrastructure & Energy Ministry of Tourism & Environment National Agency of Natural Resources National Environment Agency
	4.1.2.3	Setting up the system for producing accounts of physical energy flows	Annually	2023 2024 2025 2026	The development of the system for the production of physical energy flows accounts aims to explain the concepts of national accounts, secondary production and auxiliary activities.	V + 548 D	National	Institute of Statistics	Ministry of Infrastructure and Energy
4.1.3	Statistics on the management of waste and hazardous substances								
	4.1.3.1	Statistics on urban solid waste management	Annually	2022 2023 2024 2025 2026	The statistics activity on urban solid waste produces data on the generation, management, composition and treatment of urban solid waste, which come from community services to the population in residential areas, even provisionally.	V + 264 D	Regional	Institute of Statistics	Ministry of Tourism and Environment National Environment Agency Municipalities

		4.1.3.2	Statistics on solid industrial waste	Annually	2022 2023 2024 2025 2026	The statistics activity on solid industrial waste produces data on the generation, management and treatment of waste industrial.	V + 294 D	Municipality	Institute of Statistics	Ministry of Tourism and Environment National Agency of Natural Resources National Environment Agency
4.1.4	Water Statistics									
		4.1.4.1	Water Statistics	Annually	2022 2023 2024 2025 2026	The water statistics activity generates data on the general water balance, data on river waters, data on lake waters, data on bacteriological pollution of sea waters on beaches, etc.	V + 299 D	National	Institute of Statistics	Ministry of Tourism and Environment National Agency of Natural Resources (NANR) Albanian Geological Service National Environment Agency Institute of Geosciences, Water and Sewage, Tirana
4.1.5	City Statistics									
		4.1.5.1	Statistics on air quality, noise and vehicles by age	Annually	2022 2023 2024 2025 2026	The city statistics activity generates general and specific data on the environment such as data on air quality, noise pollution, means of road transport etc.	V + 299 D	National	Institute of Statistics	Ministry of Infrastructure and Energy Ministry of Tourism and Environment National Environment Agency
4.1.6	Biodiversity Statistics									
		4.1.6.1	Biodiversity Statistics	Annually	2022 2023 2024 2025 2026	Biodiversity statistics activity generates data on protected areas by category, threatened and protected species, as well as on flora and fauna.	V + 252 D	National	Institute of Statistics	Ministry of Tourism and Environment National Environment Agency of Protected Areas
4.2	Regional and geospatial statistical information									

4.2.1	Geographic information system (GIS) for statistical purposes								
	4.2.1.1	Geographic information system (GIS) for statistical purposes	Other***	2022 2023 2024 2025 2026	The Geographic Information System (GIS) collects, processes, stores, geo-codes and analyzes the geospatial database of the entire territory of Albania for statistical purposes. These data play an important role in supporting censuses and conducting surveys/observations of INSTAT to meet annual objectives or as a service for third parties. At the same time, GIS aims to improve the integration of statistical and geospatial data in order to publish thematic results and analyses.			Institute of Statistics	
	4.2.1.2	Setting up the Statistical Register of Building and Dwellings in Albania	Other***	2022 2023 2024 2025 2026	This activity is related to the initiation of the development of a statistical register of buildings and dwellings, using as a basis the data of the next Census.			Institute of Statistics	

	4.2.1.3	Statistical classification of territorial units	Other***	2022 2023 2024 2025 2026	This activity is related to the implementation of territorial topology (TERCET), applying the methodologies designed by Eurostat, to have a statistical classification of territorial units shared with European countries, as well as to enable the collection, processing and distribution of statistics at different territorial levels.			Institute of Statistics	
4.2.2	Harmonization of the topics “Demography” and “Statistical units” according to the INSPIRE directive								
	4.2.2.1	Harmonization of the topics “Demography” and “Statistical units” according to the INSPIRE directive	Other***	2022 2023 2024 2025 2026	Harmonization and transformation of the topics “Demography” and “Statistical Units”, within the National Geospatial Information Infrastructure (NGII), as well as following the recommendations of the INSPIRE directive			Institute of Statistics	Authority for Geospatial Information Institutions for setting up the Statistical Register of Buildings and Dwellings in Albania

**Explanation:**

\* The activity does not have a fixed periodicity.

\*\* The activity generates indicators with different periodicities.

\*\*\* The activity is a continuous process from the beginning to the end of the Program.