

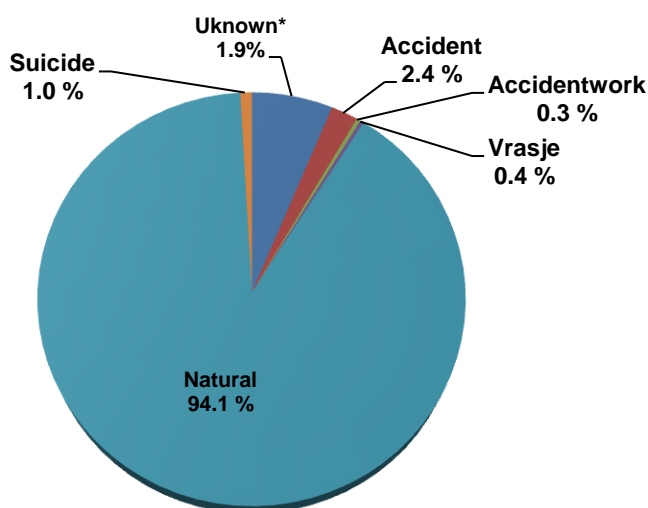
# Causes of deaths, 2019

**Tiranë, më 21 Maj 2020:** In 2019, the number of deaths registered in Albania is 21,937, marking 133 deaths less than in the previous year (or 0.6 %). The number of deaths by sex is 11,781 for men (1.0 % more than in 2018) and 10,156 deaths reported for women (0.2 % more than in 2018).

The crude mortality rate for 2019 is 768.6 deaths per 100 thousand population compared to 760.6 in 2018.

Referring to the causes of death, the largest proportion, 94.1 % is due to “natural causes”, followed by “accidents” with 2.4 %.

**Fig. 1 Deaths by Main Causes, 2019 (%)**



\* Uknown refers to deaths without a determined cause

In 2019, deaths from the "Circulatory system diseases" account for 53.4 % of the total deaths. This group of diseases continues to be the main cause of death, with a mortality rate of 410.0 per 100 thousand population with a 0.9 % decrease compared to the previous year.

Within the “circulatory system diseases”, the mortality from “chronic heart disease” accounts for the largest proportion (29.4 %), followed by “cerebrovascular diseases” with 28.9 % and “ischemic heart disease” with 23.9 %.

Group deaths from "symptoms, signs and ill-defined conditions" show a 2.2 % compared to 2018. In this group, 72.4 % of cases include deaths over the age 70 and the specific cause of death "death from old age" accounts for 96.8 % of deaths in this group.

Deaths from "neoplasms" account for 16.3 % of total deaths, ranking as the second major group referring to the number of related deaths. The mortality rate from these diseases is 125.5 per 100 thousand population with a 1.4 % decrease compared to 2018. In the "neoplasms" group, the highest proportion is occupied by "neoplasms of the digestive system" with 34.2 %, and the "neoplasms of the respiratory system" with 25.9 %.

**Tab. 1 Main Causes of Deaths by Disease Groups, 2017 (ICD Classification 9\*)**

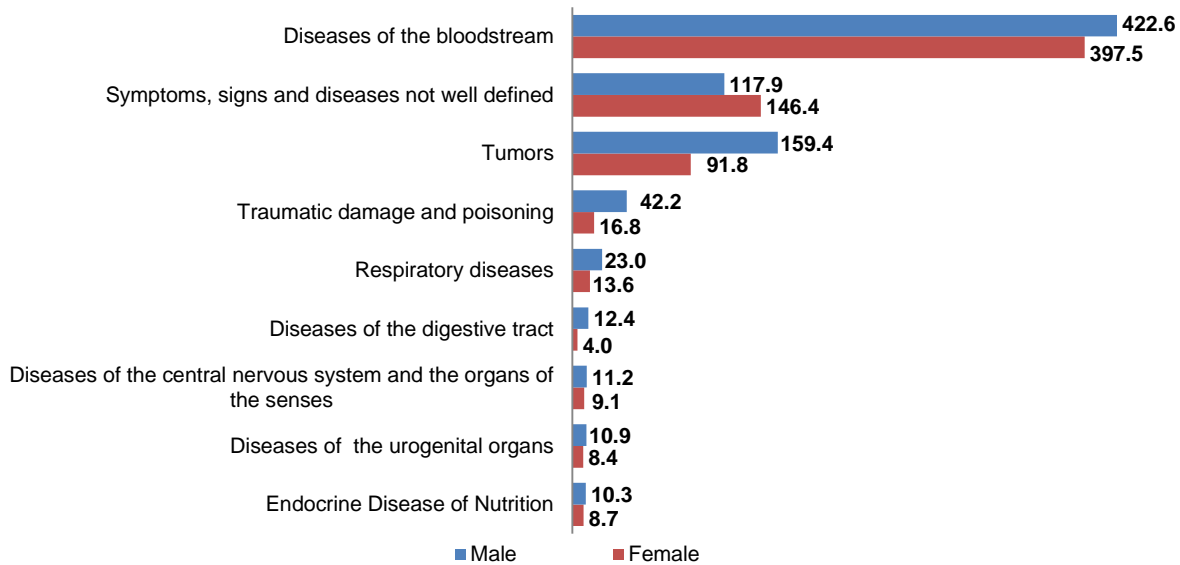
	Number	%
Diseases of the bloodstream	11,704	53.4
Symptoms, signs and diseases not well defined	3,772	17.2
Tumors	3,583	16.3
Traumatic damage and poisoning	841	3.8
Respiratory diseases	523	2.4
Diseases of the central nervous system and the organs of the senses	290	1.3
Diseases of the urogenital organs	276	1.3
Endocrine Disease of Nutrition	272	1.2
Diseases of the digestive tract	234	1.1
Mental illness	135	0.6
Complications of burden, birth and postnatal period	112	0.5
Diseases that occur in the period around birth	81	0.4
Diseases of food and blood forming organs	39	0.2
Infectious and parasitic diseases	32	0.1
Congenital anomalies	25	0.1
Diseases of the bone and joint system	15	0.1
Diseases of skin and skin tissue disorders in the skin	3	0.0

*\*national clasification of deases*

### Deaths by sex

Group of disease "Circulatory system diseases" are the main cause of deaths in both men and women with a respective mortality rate of 422.6 and 497.5 per 100 thousand population. "Tumor" group diseases are the leading cause of death in men with a mortality rate of 159.4 per 100 thousand inhabitants, while for women 91.8 per 100 thousand. Women have the highest mortality rate in the group of "Symptoms, signs and diseases not well defined", 146.4 for women and 117.9 for men, per 100 thousand inhabitants.

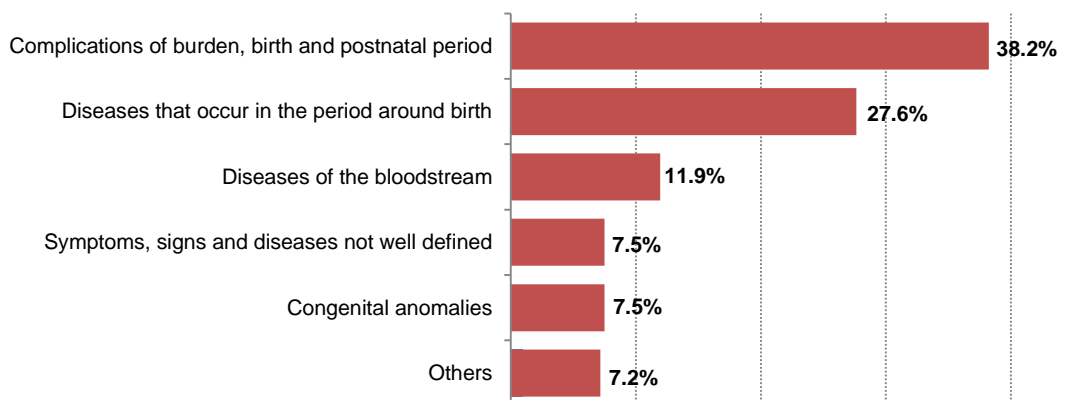
Fig. 2 Crude mortality rate by disease group and gender (per 100 thousand population)



**Infant mortality**

In 2019, the infant mortality rate is 10.3 per 1 thousand live births versus 8.9 per 1 thousand deaths for live births in 2018. The main causes of infant mortality (under 1 year old) are "Complications of pregnancy, childbirth, and the puerperium" with 38.2 % and "Certain conditions originating in the perinatal period" accounting for 27.6 % of total deaths in this age group.

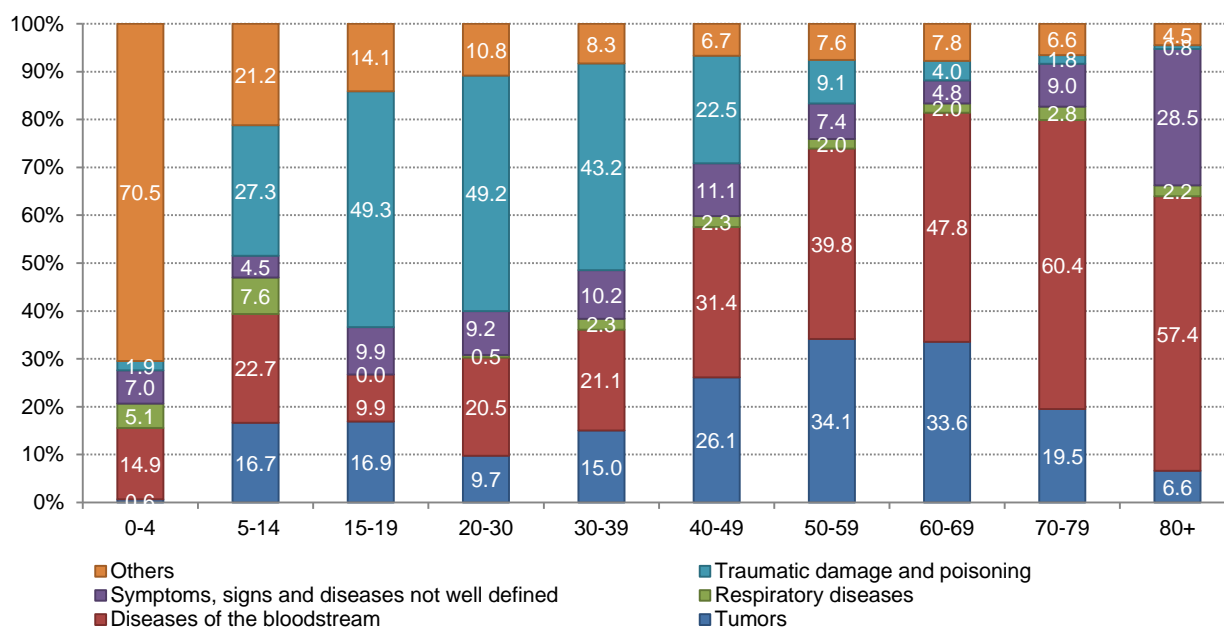
Fig. 3 Infant mortality by main causes (%)



### Death by age group

With increasing of age the number of deaths increases also from diseases of the "circulatory system", these diseases are the leading cause of deaths in the age group over 70. "Tumor" group of diseases marks high values in the age group 50-59 years with over 30 % of the number of deaths in this age group, while in the age group 40-69 years deaths from tumors are the cause of over 25 % of deaths. Traumatic injuries and poisonings are the group with the highest weight in deaths caused for the age group 15-39 years.

Fig. 4 Specific weight of major disease groups within each age group (%)

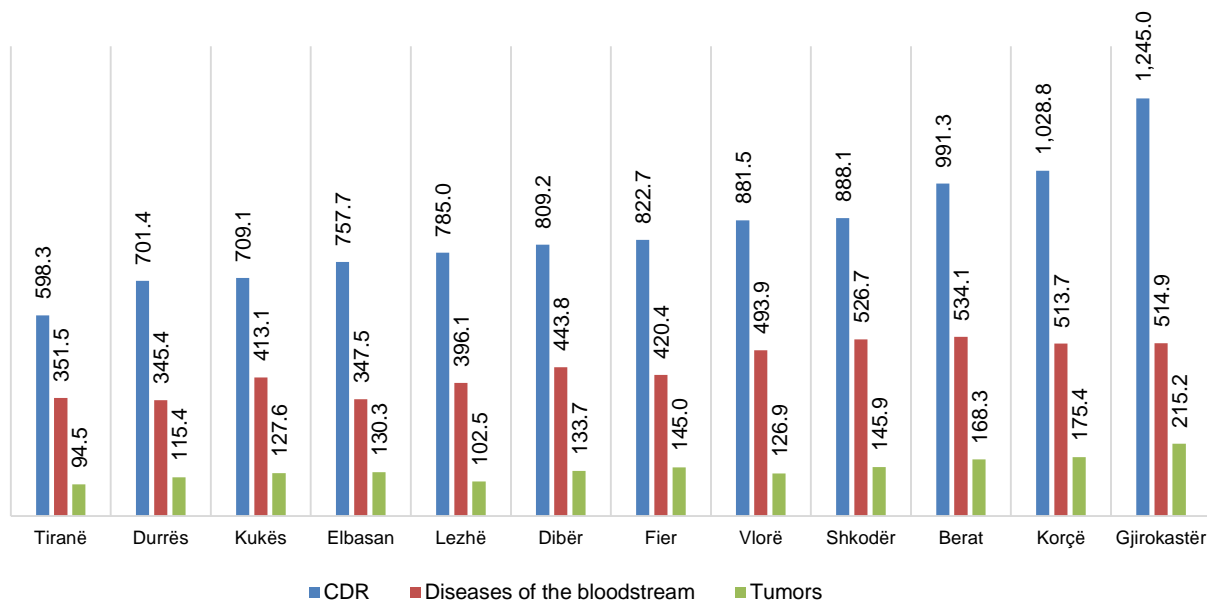


By prefectures, the highest gross death rate is observed in the Gjirokastra region with 1245.0 per 100 thousand inhabitants, while the lowest in the Tirana region with 598.3.

The region of Berat has the highest value of the gross mortality rate per group of diseases "Diseases of the circulatory system" with 534.1, while the region of Durrës has the lowest value with 345.4 per 100 thousand inhabitants.

Referring to the group "Tumor" disease in 2019, the highest gross death rate is in the region of Gjirokastra and Korca respectively with 215.2 and 175.4, while the lowest in the region of Tirana and Durres with 94.5 and 115.4 deaths per 100 thousand inhabitants of relevant prefectures.

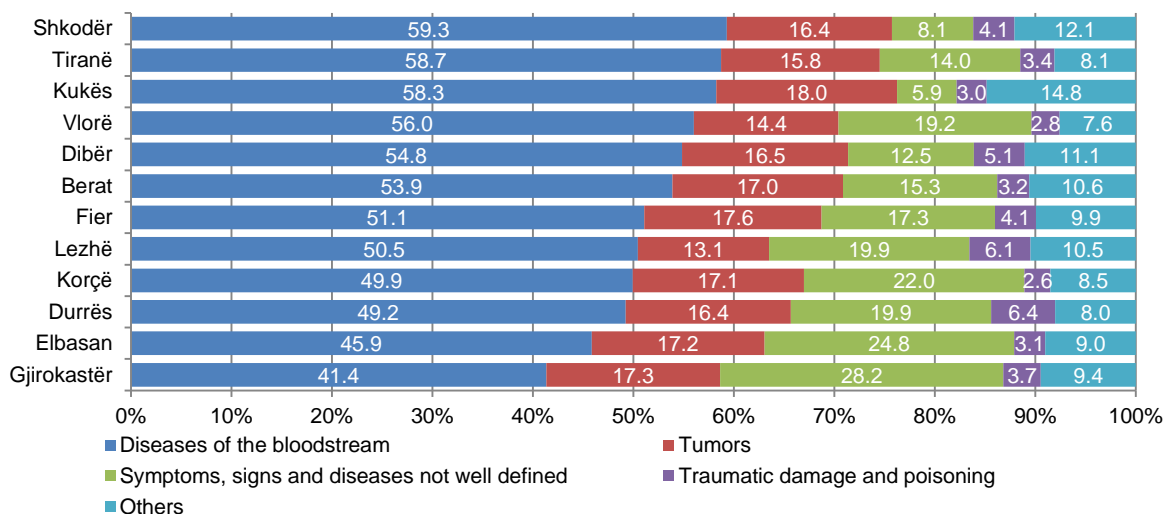
Fig. 5 Crude mortality rate by major disease groups and prefecture (per 100 thousand population)



\*CDR -crude death rate

In 2019, mortality per group of major diseases for each county maintains the same structure, it is clear that in the county of Gjirokastra and Elbasan deaths from "Symptoms, signs and well-defined diseases" account for over 20 percent of deaths in these counties.

Fig. 6 Death by disease group and by prefectures, in (%)



# Methodology

## Causes of death data

Data on deaths are provided by the General Directorate of Civil Status according to basic demographic characteristics and specific causes of death. The data on causes of deaths are based on the information of the "death files" completed by the doctor.

Then, the data are cleaned and processed by analysing some additional variables as: the word description of the disease, age and sex, and finally codified according to the international classification ICD-9.

**International Classification "ICD-9"** is the international classification of causes of death, which codifies the diseases by grouping them into 17 major disease groups. The coding of the cause of death is done by the physician and represents the most complete official statistical source of the diseases that are the cause of death.

## Definitions

**Cause of death** is the disease or symptom that has caused or contributed to death, as well as the circumstances of the accident that caused these trauma (Described in the death certificate). The source of the data is the General Directorate of Civil Status.

**Death** implies the enduring disappearance of all signs of life at any time after a live birth (termination of vital functions without the possibility of resuscitation). This definition does not include fetal death.

**Mortality** expresses the deaths as a component of the population change, which happens to every member of the population.

**Cause-specific death rate:** Shows the number of deaths attributable to a specific cause per 100,000 population in a given year.

**Mortality rate** (also called crude mortality rate): Indicates the number of deaths per 100 thousand population in a given year.

**Infant mortality:** Indicates the number of deaths for children aged under 1 year as a ratio to the number of live births of that year, expressed per 1000 live births.

**Data source:** General Directorate of Civil Status.