

Crime statistics, 2018

Tirana, April 30, 2019: In this publication, crime statistics present information on recorded criminal offences, suspected persons, criminal proceedings and defendant persons, and data on prisoners.

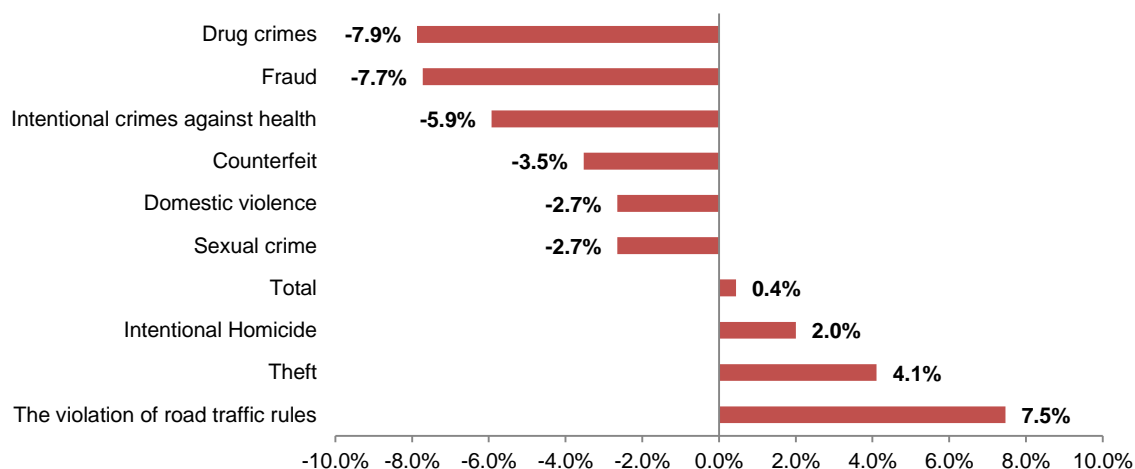
Recorded criminal offences

In the year 2018, are recorded in total 34,468 criminal offences, 0.4 % more, compared to the year 2017. In relation to population, in the year 2018 are recorded 120 criminal offences per 10 thousand inhabitants, from 119.4 offences in the year 2017.

Tab. 1 Recorded criminal offences

Criminal Offences	2015	2016	2017	2018
Intentional Homicide	54	71	50	51
Attempted murder	138	132	129	114
Intentional crimes against health	2,892	2,579	2,650	2,493
Sexual crime	149	120	113	110
Burglary	1,387	1216	1145	1,218
Car theft	277	298	329	252
Theft of business promises	719	572	492	596
Theft through abuse of office	150	81	118	70
Attempted theft	417	413	417	383
Fraud	803	1,031	1,127	1,040
Counterfeit	125	73	85	82
Domestic violence	1,300	1,488	1,412	1,374
Drug crimes	2,321	3,248	2,070	1,907
The violation of road traffic rules	5,280	5,357	5,316	5,713
Other	19,852	17,129	18,864	19,065
Total	35,864	33,808	34,317	34,468
For 10 thousand inhabitants	124.5	117.5	119.4	120.2

Fig. 1 Percentage change of criminal offences, 2017 – 2018



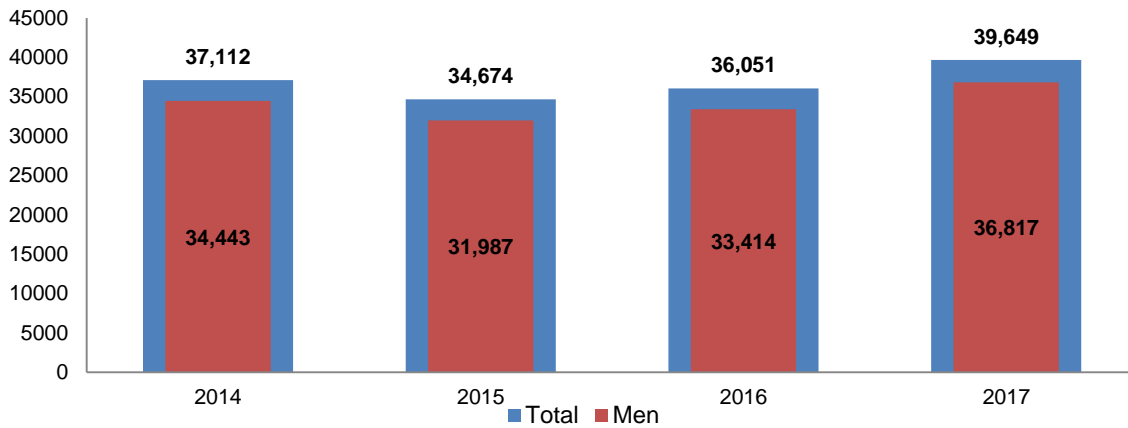
Perpetrators of criminal offences

In the year 2018, are registered 39,649 perpetrators per criminal offences, 10.0 % more, compared to the year 2017. In the year 2018, men perpetrators occupy 92.9 % of the total number of perpetrators.

Tab. 2 Perpetrators per criminal offences

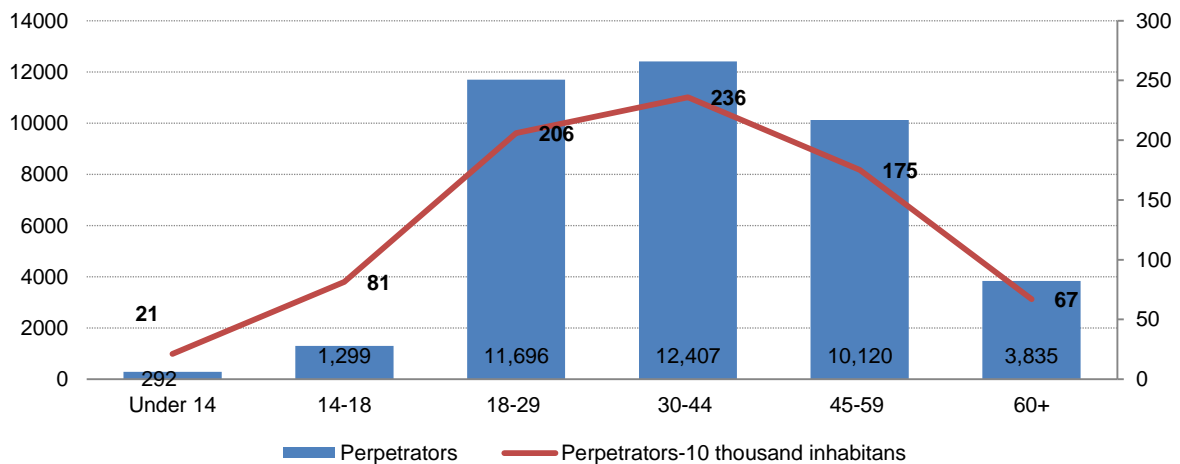
Criminal Offences	2015	2016	2017	2018
Intentional Homicide	81	80	48	60
Attempted murder	190	164	156	149
Intentional crimes against health	3,665	3,282	3,487	3,264
Sexual crime	163	127	111	114
Theft (article 134)	807	824	629	3,178
Violent robbery	131	123	157	115
Armed robbery	474	354	381	23
Theft through abuse of office	164	88	130	77
Fraud	855	1,086	1,141	1,033
Counterfeit	102	70	81	77
Domestic violence	1,359	1,586	1,507	1,459
Drug crimes	2,189	2,489	2,482	2,357
The violation of road traffic rules	5,108	5,096	5,173	5,530
Other	21,824	19,305	20,568	22,213
Total	37,112	34,674	36,051	39,649

Fig. 2 Total number of perpetrators and men perpetrators



In 2018, 31.3 % of perpetrators are in the group of 30-44 year old, 29.5% of the 18-29 age group and 25.5 % belong to the age group 45-59 years.

Fig 3 Perpetrators per criminal offences by age group, 2018



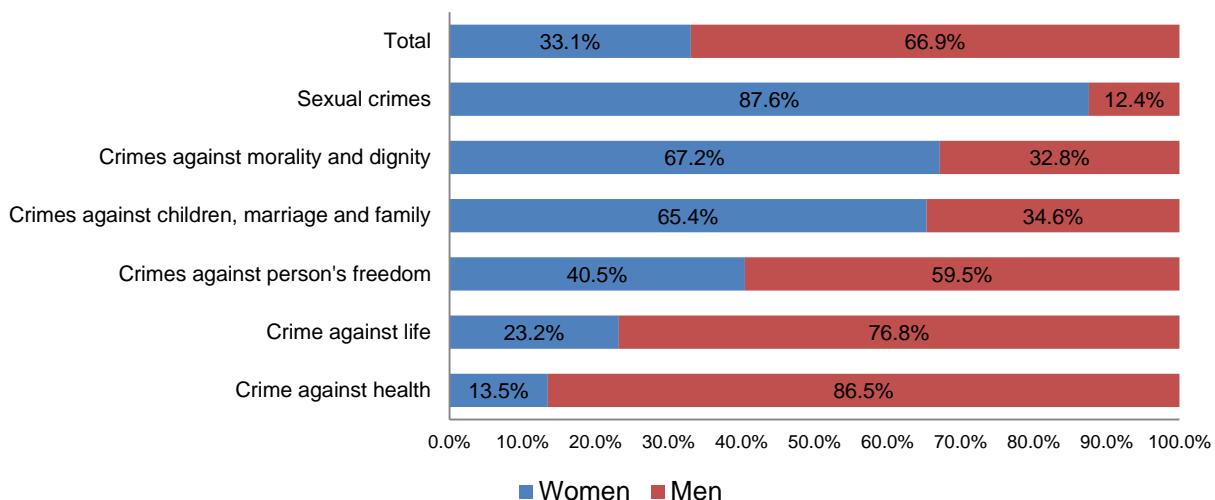
Damaged persons

In 2018, 19,101 damaged persons were registered, 0.2 % more persons, compared to the year 2017. Damaged persons for crimes against a person account for 36.7 % of the total number of damaged persons.

Tab 3 Damaged persons for crimes against the person

Damaged persons	2015	2016	2017	2018
Crime against life	1,768	1,673	1,606	1,652
Crime against health	3,334	2,990	3,220	2,965
Sexual crimes	146	121	114	105
Crimes against person's freedom	234	165	146	173
Crimes against morality and dignity	366	403	350	335
Crimes against children, marriage and family	1,544	1,804	1,777	1,736
Other crimes against the person	50	40	44	41
Damaged persons for crime against the person	7,442	7,196	7,257	7,007
Total number of damaged persons	20,168	19,078	19,062	19,101

In 2018, in the total number of damaged persons by crimes against a person, women make up 33.1 % of the damaged persons, and their highest percentage is recorded in sexual crimes, crimes against morality, dignity as well as offenses against children, marriage and family.

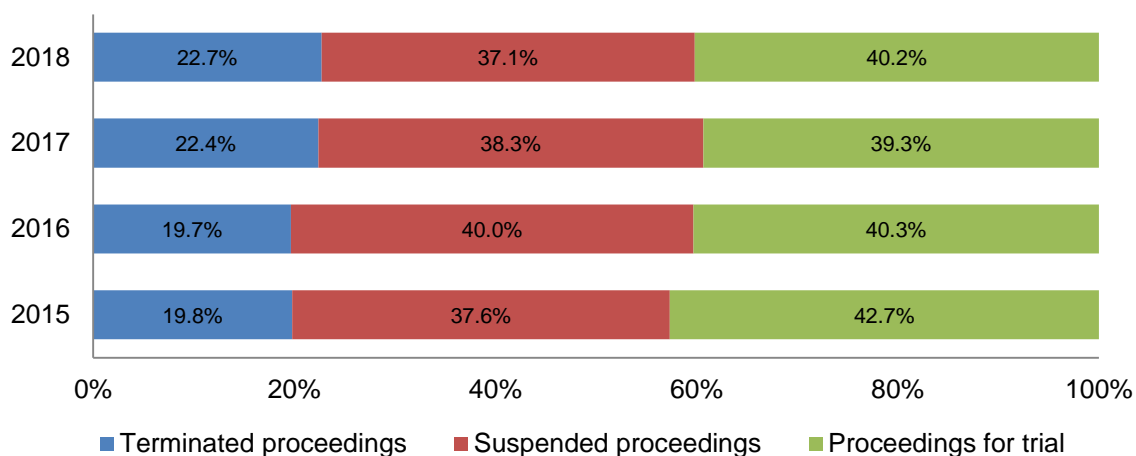
Fig. 4 The percentage of damaged persons of crimes against the persons by sex, 2018

Criminal proceedings

In the year 2018, the total number of registered criminal proceedings was 31,389, 0.2 % less, compared to the year 2017. From 29,329 completed criminal proceedings, in the year 2018, 22.7 % of them are terminated, 37.1 % are suspended and 40.2 % are sent in court for trial.

Tab. 4 Registered criminal proceedings

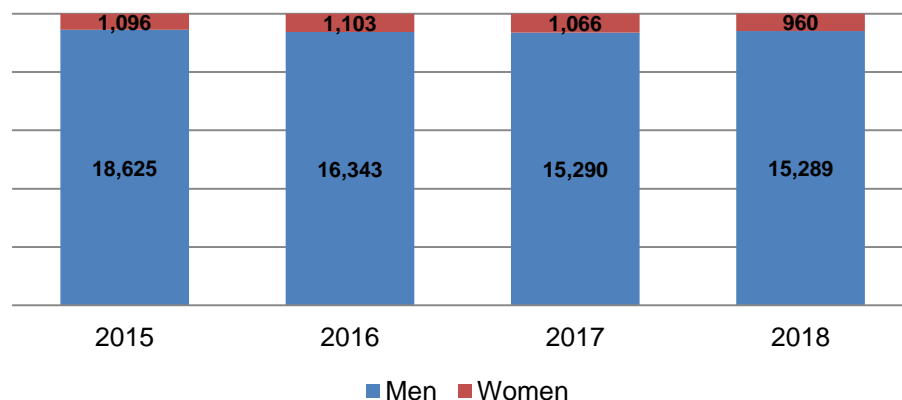
Criminal offences	2015	2016	2017	2018
Intentional Homicide	141	167	120	126
Attempted murder	49	51	43	52
Intentional crimes against health	822	738	862	908
Sexual crime	130	109	102	113
Theft (article 134)	10,065	9,920	9,514	9,219
Violent robbery	258	146	187	118
Armed robbery	58	31	22	35
Theft through abuse of office	147	97	127	114
Fraud	1,071	1,401	1,060	872
Counterfeit	133	94	78	80
Domestic violence	1,206	1,355	1,310	1,209
Drug crimes	2,033	2,795	1,764	1,524
The violation of road traffic rules	3,659	3,681	3,639	4,121
Other	12,680	10,698	12,634	12,898
Total	32,452	31,283	31,462	31,389

Fig. 5 The progress of completed proceedings**Defendant persons**

In 2018, 16,249 defendants were registered, 0.7 % less, compared to the year 2017. The majority of defendants are adult persons and account for 96.6 % in 2018, while the juveniles occupy 3.4 % of the total number of defendants.

Tab. 5 Defendant persons by criminal offences, 2015 – 2018

Criminal offences	2015	2016	2017	2018
Intentional Homicide	166	192	98	111
Attempted murder	27	51	33	38
Intentional crimes against health	828	705	698	622
Sexual crime	94	90	79	66
Theft (article 134)	1,937	1,690	1,376	1,299
Violent robbery	144	94	87	73
Armed robbery	41	27	17	13
Theft through abuse of office	114	88	78	68
Fraud	581	696	827	446
Counterfeit	38	53	41	45
Domestic violence	1,222	1,281	1,194	1,198
Drug crimes	1,199	1,693	1,819	1,183
The violation of road traffic rules	3,405	3,186	3,034	3,596
Other	9,925	7,600	6,975	7,491
Total	19,721	17,446	16,356	16,249

Fig. 6 Defendant persons by sex, 2015 - 2018

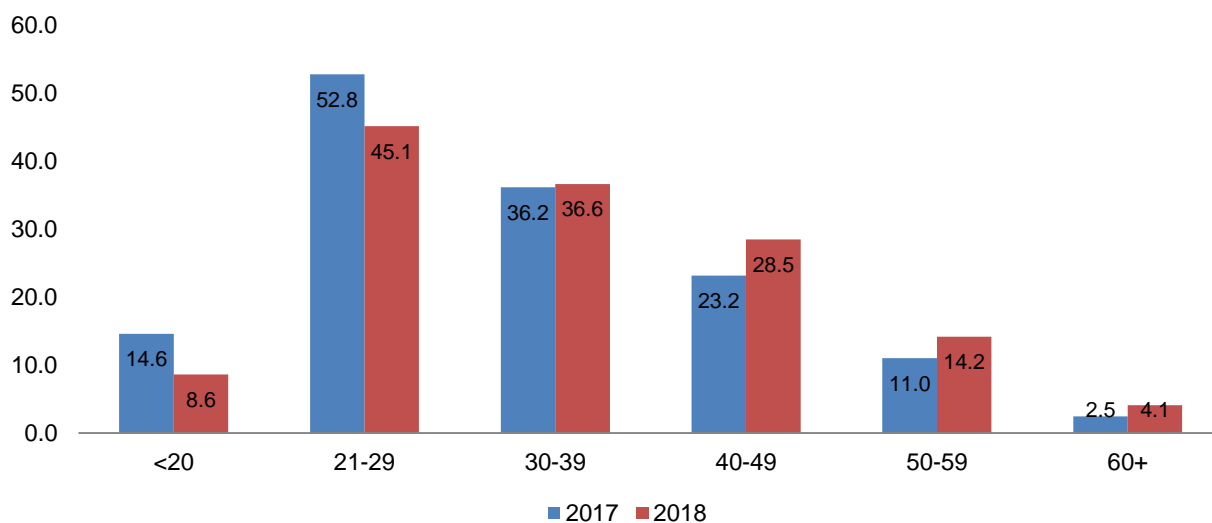
Prisoners

In the year 2018, the number of prisoners is 5,316, 2.0 % less prisoners, compared to 2017. In relation to the population, in 2018 there are 22 inmates per 10 thousand inhabitants, from 17.9 prisoners in the year 2017. Most prisoners are male persons, who account for 97.9 % of the total number of prisoners.

Tab. 6 Prisoners by criminal offences

Criminal offences	2015	2016	2017	2018
Robbery	1,212	956	1,049	859
Homicide	1,470	961	994	1,053
Injury	218	100	103	94
Sexual crime	134	83	90	108
Drug crimes	1,329	1,530	1,598	1,706
Criminal organizations	28	22	26	52
Fraud	68	53	99	112
Exploitation of prostitution	79	58	90	78
Other	1,395	2,183	1,369	1,254
Total	5,933	5,946	5,418	5,316

The age group 21-29 has the highest rate of prisoners in relation to population. The lowest rate is for people over 60 and under 20.

Fig. 7 Prisoners for 10 thousand inhabitants

Methodology

1. Recorded criminal offences

Statistics on recorded criminal offences give a comprehensive view of the cases inflow to the Police during one year. It shows the number of offences that have been reported and recorded as criminal offences by the police.

2. Perpetrators of criminal offences

Data on suspected persons refer to persons suspected by the police for committing a criminal offence. One perpetrator may be present in more than one criminal offense.

3. Damaged persons

Damaged persons of criminal offences refer to damaged persons from the occurrence of a crime during a year.

4. Criminal proceedings

Criminal proceedings refer to cases for which a criminal investigation had been started from prosecution. Registered criminal proceeding for one year refers to new criminal proceedings registered for that year. Terminated proceedings are the proceedings for which the prosecutor at the conclusion of the preliminary investigation decides or asks the court to dismiss the case or the charge, when the cases provided for in Article 328 of the Criminal Procedure Code. Suspended proceedings are the decision of the prosecutor in cases when the perpetrator is not recognized or when the defendant wanders out of a serious illness stopping the further investigation. The statistics on criminal proceedings sent to trial show cases outflow to court in prosecution of a person charged or to be charged for the committing of a crime.

5. Defendant persons

Statistics on defendants presents data on the number of new defendants that goes to court during the referring year from criminal proceedings. In the justice system, in this phase they are not more suspected persons of committing of a criminal offence, as they were in police but they are accused persons.

6. Prisoners

Data on prisoners includes juvenile persons (under 18 years old), adults (over 18 years old) by gender who have been convicted by a final decision and pre-detainees over the years. The number of prisoners shows the prisoners' situation in a given year, including new arrivals and exits that occur for the period in question.

Definitions

Intentional homicide: A criminal offense by which another person is intentionally or negligently deprived of life. Are included articles of Criminal Code: article 76 murder, article 77 murder connected with another crime, 78 premeditated homicide, 78/a murder for blood feud, 79 homicides committed in other specific circumstances, 79/a public officials murder, 79/b police murder, 79/c murder for family relationship, 80 infanticide.

Crimes against health: Are included articles 86 – 90 of Criminal Code of Albania.

Sexual crimes: Are included article 100-108/a of Criminal Code of Albania

Fraud: Are included articles 143-149/b of Criminal Code of Albania.

Counterfeit: is included article 183 of Criminal Code of Albania.

Violation of traffic rules: Are included article 290 violation of road traffic regulations, article 291 driving vehicles inappropriately, article 273 leaving the scene of an accident.

Drug crimes: Includes article 283/a trafficking of narcotics, article 284 cultivation of narcotic plants, article 284/c production and manufacturing of narcotic and psychotropic substances.

Data source:

Data was provided by the State Police Directorate, General Prosecution and General Directorate of Prison.

The data on identified criminal offenses and perpetrators are preliminary and subject to review.