

Transport statistics

August 2017

Tirana, 27 September 2017: The volume of freight loading/unloading in ports, in August is 300 thousand tonnes. Compared with August 2016, this indicator decreased by 9.3 %.

In the eighth month of 2017, the volume of freight loading/unloading in ports is 2,619 thousand tonnes, increasing by 6.9 % compared to the same period of year 2016.

Durrës port occupies 88.0 %, all loaded/unloaded freights in all ports.

The volume of freights transported by rail is 2.1 million tonnes-km, increasing 95.7 % compared to August 2016.

In the eight months of 2017, volume of freights transported by rail is 16 million tonnes-km, increasing nearly 2.5 times compared with the same period of 2016.

Tab. 1 Volume of freight transported by sea, by rail and by air

Tonnes

Period	By sea	By rail	By air*
August - 2016	330,701	10,660	196
August - 2017	299,941	9,949	189
Annual change (%)	-9.3	-6.7	-3.6
January – August 2016	2,450,497	53,420	1,442
January – August 2017	2,619,430	100,106	1,478
Progressive annual change (%)	6.9	87.4	2.5

* Includes freights and mail

In August 2017, the volume of freights transported by air is 189 tonnes, decreasing by 3.6 % compared with the same month of year 2016.

In the eight months of 2017, the volume of freightst transported is 1,478 tonnes, increasing by 2.5 % compared to the same period of year 2016.

For publication 27/09/2017

Continues

In August 2017, number of flights is 2,640, marking an increase of 12.7%, compared to August 2016.

In the eight months of 2017, are concluded 15,876 flights, marking an increase of 11.1 % compared to the same period of year 2016.

Tab. 2 Air transport indicators

Periudha	Number of airlines	Number of flights	Number of overflights
August - 2016	14	2,342	21,829
August - 2017	20	2,640	22,425
Annual change (%)	42.9	12.7	2.7
January – August 2016	14	14,290	113,420
January – August 2017	20	15,876	112,768
Progressive annual change (%)	42.9	11.1	-0.6

In August 2017, the number of passengers traveling with airline is 328,317, increasing by 26.8 % compared to August 2016.

In the eight months of 2017, passenger air transport occupies 59.7 % of the total transport of passenger by rail, by sea and by air. The number of passengers traveling by air in the eight months of 2017 is 1,741,707 persons, increasing by 24.6 % compared to the same period of year 2016.

Tab. 3 Passenger transport by mode of travel

Number

Period	Passenger Transport		
	By rail	By sea	By air
August - 2016	15,660	354,983	258,959
August - 2017	14,985	421,256	328,317
Annual change (%)	-4.3	18.7	26.8
January – August 2016	82,380	938,697	1,397,943
January – August 2017	55,035	1,120,320	1,741,707
Progressive annual change (%)	-33.2	19.3	24.6

The number of passengers travelling sea line is 421,256 persons compared to August 2016, this indicator increased by 18.7 %.

The number of passengers travelling by sea line during the eight months of 2017 is 1,120,320 increasing by 19.3 % compared to the same period of the previous year.

Exports/Imports of goods by mode of transport

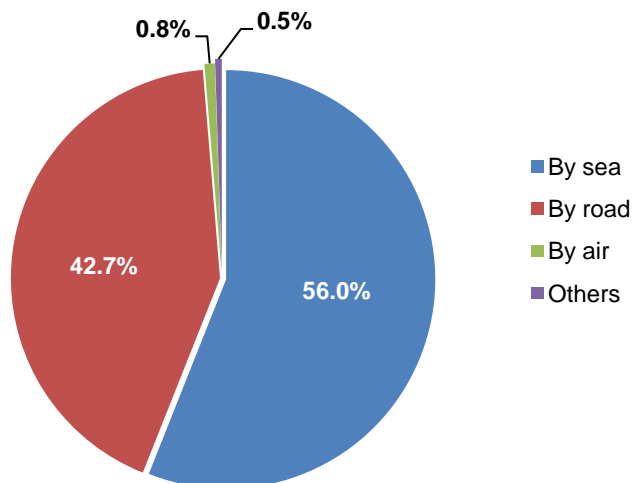
In August 2017, the value of goods traded (exports and imports) is 68 billion lekë and 47.8 % of them is transported by sea.

Exports of goods

In August 2017, goods eksported by sea represent 56.0 %, by road 42.7 % and by air 0.8% of total exports of goods.

Goods exported by road, in August 2017, increased by 30.6 % and by sea 2.1 %, compared with August 2016.

Fig. 1 Structure of exports by mode of transport, August 2017



In the eight months of 2017, goods exported by sea represent 62.9 %, by road 35.7 % and by air 0.5 of total exports of goods.

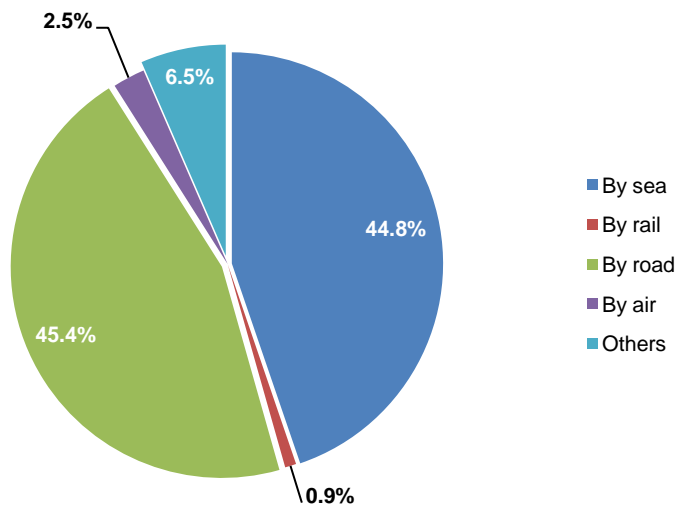
Goods exported by road, in the eight months of 2017, increased by 26.5 % and by sea increased by 8.7 %, compared with the same period of 2016.

Imports of goods

In August 2017, goods imported by sea represent 44.8 %, by road 45.4 % and by air 2.5 %.

Goods imported by sea, in August 2017, decreased by 3.8 % and by air decreased by 50.1 %, compared with August 2016.

Fig. 2 Structure of imports by mode of transport, August 2017



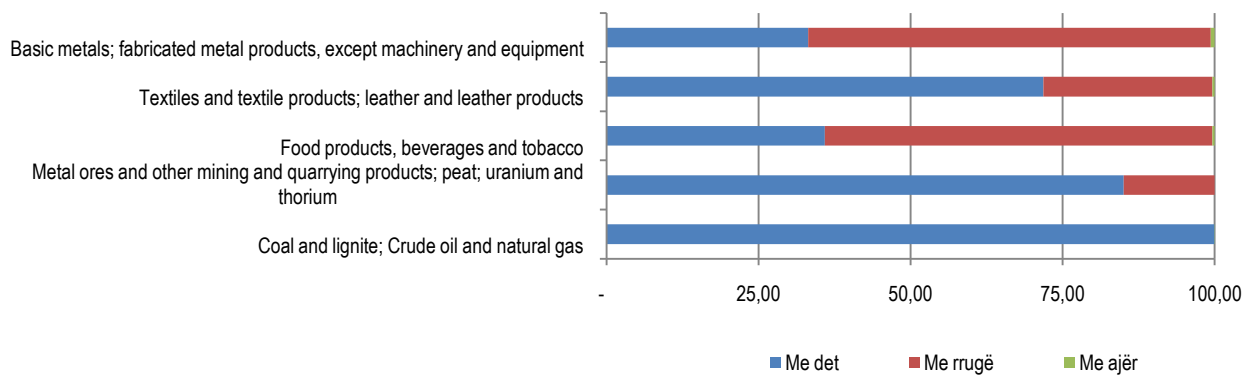
In the eight months of 2017, goods imported by sea represent 49.6%, by road 44.2 % and by air 2.8 %.

Goods imported by rail, in eight months of 2017, increased by 63.6 % and by air decreased by 13.1 %, compared with the same period of 2016.

Main goods exported, by mode of transport

Five main group of goods exported, by Standard Goods Classification for Transport Statistics (NST 2007), represent 76.5 %, of the total value of goods exported in August 2017.

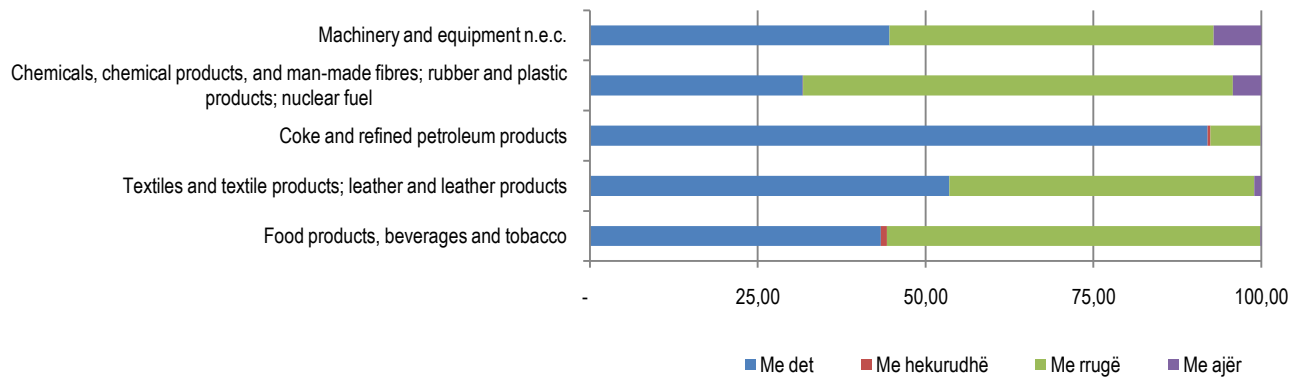
Fig. 3 Five main group of goods exported, by mode of transport



Main goods imported, by mode of transport

Five main group of goods imported, by Standard Goods Classification for Transport Statistics (NST 2007), represent 64.6 % of the total value of goods imported in August 2017.

Fig. 4 Five main group of goods imported, by mode of transport



Methodology

Definitions

Airlines include companies that transporting passengers and goods.

Transport: Movement of people and / or freights using various means of transport. Transport July be carried out by land, air and sea means.

Rail transport: Every movement of freights and / passengers using wheeled vehicles run on the track.

Maritime transport: Any movement of goods and / or passengers using commercial vessel trips, which are undertaken wholly or partly by sea.

Air transport: Any movement of freights and / or passengers using aircraft on trips, which are undertaken wholly or partly by air.

Exports are goods destined to a third country, placed under customs export or outward processing arrangements or re-exported following inward processing.

The FOB (free on board) value of exports of goods is the value of the goods at the exporter's customs frontier.

Imports are goods arrived from a third country and are directly placed, or are left in warehouse, under customs procedure of release for free circulation, inward processing or processing under customs control.

The cost, insurance and freight (CIF) price is the price of a good delivered at the frontier of the importing country, or the price of a service delivered to resident, before the payment of any import duties or other taxes on imports or trade and transport margins within the country.

Standard Goods Classification for Transport Statistics (NST2007) is a goods nomenclature used mainly for transports statistics

Source data: The data are provided by the Ministry of Transport and Infrastructure and General Directorate of Customs

The data of maritime, rail and air transport are preliminary and subject to revision. For more refer:

<http://www.instat.gov.al/en/about-us/quality-in-statistics.aspx> /Statistical revision policy

Explanation of Symbols

0 value less than half of unit of measure

- no value