

Crime Statistics

First Quarter of 2017

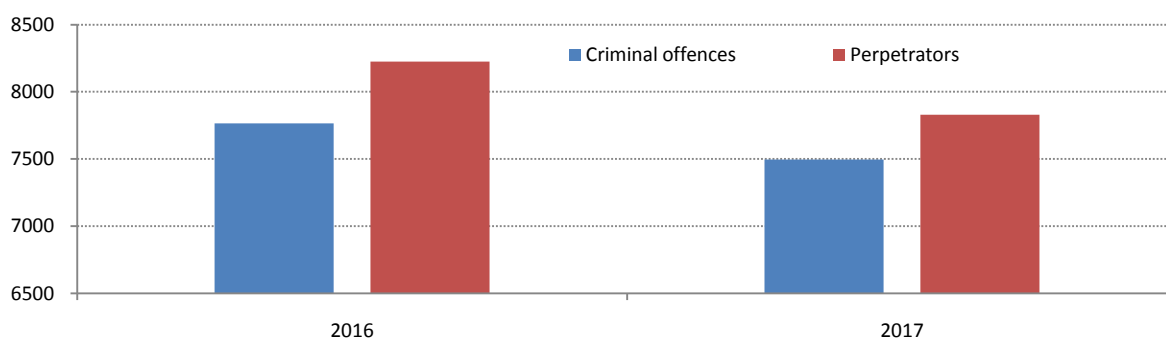
Tirana, June 15, 2017: During the first quarter of 2017, were committed 7,495 criminal offences, about 3.5 % less compared to the same quarter of 2016. During the first quarter of 2017, 7,829 perpetrators were recorded, which is 4.8 % less compared to the first quarter of 2016.

Against the total of all criminal offences, "Crimes against property and in the economic sphere", occupies the highest percentage with 39.4 %, followed by "Crimes against state authority" by 35.8 % and "Crimes against the person" by 20.3 %.

Tab. 1 Criminal offences and perpetrators

Criminal offences	T1 - 2016		T1 - 2017	
	Recorded offences	Perpetrators	Recorded offences	Perpetrators
Crimes against humanity	0	0	0	0
Crime against the person	1,484	1,728	1,522	1,846
Criminal offenses related to property or in the economic area	3,277	3,127	2,956	2,689
Criminal acts against environment	54	57	64	63
Offences against independence and constitutional order	1	11	1	1
Offences encroaching relations with other states	0	0	0	0
Terrorist act	1	0	3	3
Crimes against the state authority	2,613	2,950	2,683	2,907
Criminal acts against justice	58	67	52	56
Criminal acts affecting free elections and the democratic system of elections	0	0	0	0
Criminal acts committed by an armed gang or criminal organization	277	286	214	264
Total	7,765	8,226	7,495	7,829

Fig.1 Criminal offences and perpetrators



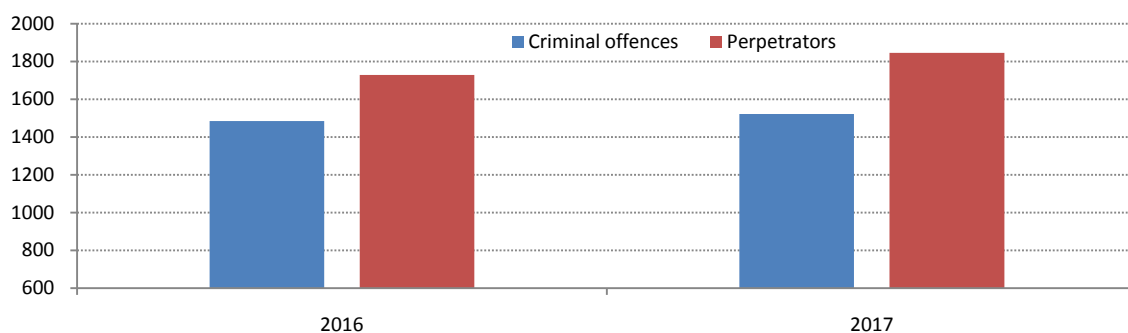
For Release 15/06/2017

Continue

Criminal offences against the person

During the first quarter of 2017, 1,522 criminal offences were committed against the person, an increase of 2.6 % compared to the same quarter of 2016. The number of perpetrators of crimes against the person during this period is 1,846 and constitutes of 23.6 % of the total. During the first quarter of 2017, the number of perpetrators of this criminal offense has increased by 6.8 % compared to the same period of the previous year.

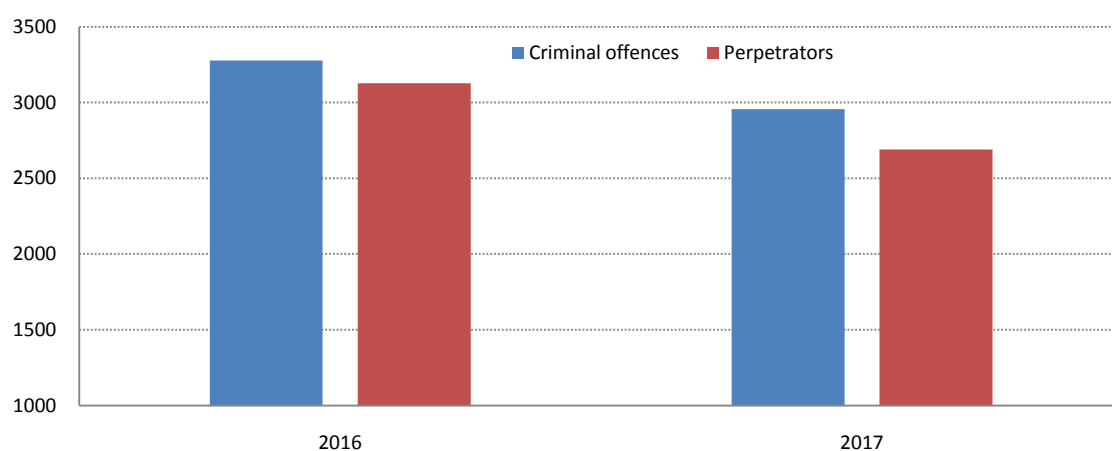
Fig. 2 Criminal offences and perpetrators against the person



Criminal offenses related to property or in the economic area

During the first quarter of 2017 are recorded 2,956 "Criminal offenses against property and in the economic sphere, a decrease by 9.8 % compared to the first quarter of 2016. Perpetrators of these offences are 2,689, about 14 % less compared to the first quarter of 2016 and constitutes of 34.3 % of the total. In these criminal offenses, thefts constitutes of 46.4 % of the total. Compared to the first quarter of 2016, during this quarter thefts have decreased by 20.7%.

Fig.3 Criminal offenses and offenders against property or in the economic area

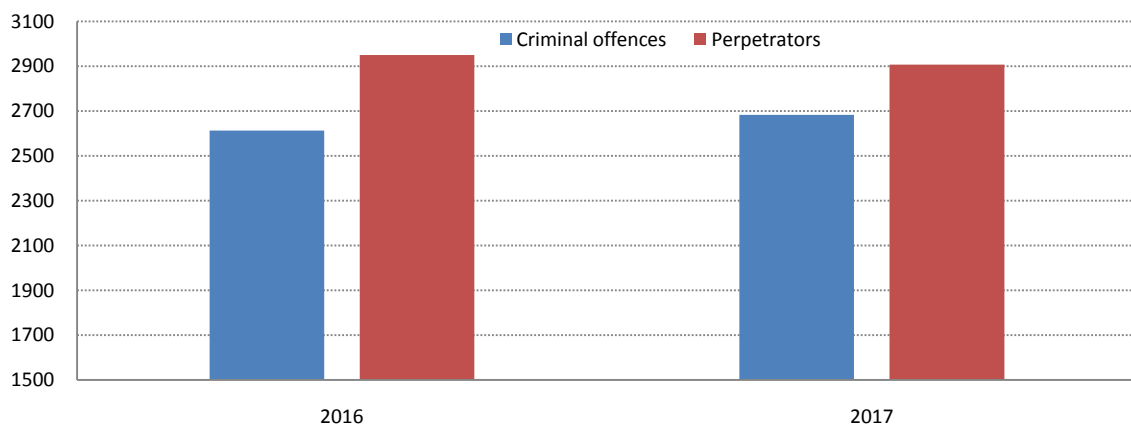


Criminal offences against the state authority

During the first quarter of 2017 are recorded 2,683 “Criminal offenses against the state authority”, an increase of 2.7 % compared to the first quarter of 2016. The number of perpetrators during the first quarter of 2017 is 2,907, marking a decrease of 1.4 % compared to the same period of previous year.

Offenses against public order and security constitute in the largest percentage of offenses against state authority, about 76 %, recording a slight decrease of 2.9 % compared to the same period of the previous year.

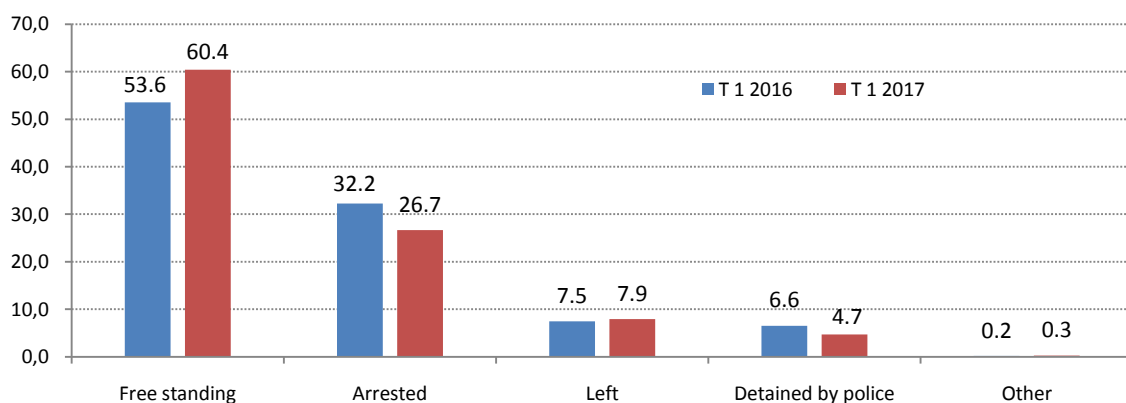
Fig.4 Criminal offences against the state authority



Security measures

During the first quarter of 2017, 7,829 security measures were taken for perpetrators, from 8,226 security measures taken in the same period of previous year, with a decrease of 4.8 %.

Fig.5 Security measures taken for the perpetrators of criminal offences



Tab. 2 Criminal offences against persons

Crimes against the person	T1 - 2016		T 1 - 2017	
	Recorded offences	Perpetrators	Recorded offences	Perpetrators
Crime against life	335	360	330	360
<i>Homicide</i>	20	14	8	6
<i>Premeditated homicide</i>	0	0	0	0
<i>Attempted homicide</i>	33	36	33	38
<i>Threat for blood feud or revenge</i>	0	0	1	1
<i>Threat</i>	282	310	288	315
Against health	300	416	299	418
<i>Lightly injury</i>	270	372	268	383
<i>Incorrect medication</i>	1	3	2	2
<i>Other</i>	29	41	29	33
Sexual crime	16	16	29	30
<i>Attempted sexual intercourse</i>	1	1	2	2
<i>Other</i>	15	15	27	28
Criminal acts against person's freedom	24	24	21	33
<i>Forcing through blackmail or violence for submission of the wealth</i>	3	1	7	16
<i>Trafficking in human beings</i>	17	18	14	17
<i>Other</i>	4	5	0	0
Criminal acts against morality and dignity	32	80	49	84
<i>Prostitution</i>	9	46	10	34
<i>Exploitation of prostitution</i>	19	29	30	40
<i>Use of premises for prostitution</i>	4	5	9	10
Criminal acts against children, marriage and family	382	404	382	400
<i>Trafficking of Minors</i>	4	5	5	5
<i>Domestic violence (neni130/a)</i>	329	348	345	362
<i>Other</i>	49	51	32	33
Criminal acts against freedom of religion	0	0	0	0
Other crime against persons	395	428	412	521
Total	1,484	1,728	1,522	1,846

Tab. 3 Criminal offences related to property or in the economic area

Criminal offences related to property or in the economic area	T1 - 2016		T1 - 2017	
	Recorded offences	Perpetrators	Recorded offences	Perpetrators
Theft of property	1,729	1,478	1,371	1,070
<i>Domestic burglary</i>	310	186	300	159
<i>Company theft</i>	9	8	12	5
<i>Trade local robbery</i>	164	112	146	114
<i>Theft through abuse of office</i>	19	21	30	33
<i>Stealing electrical power or telephone impulses</i>	513	519	203	210
<i>Violence robbery</i>	33	44	49	65
<i>Trafficking of vehicles</i>	37	35	38	35
<i>Attempted robbery</i>	123	107	107	85
<i>Other</i>	521	446	486	364
Fraud	169	199	242	259
<i>Fraud</i>	124	149	197	212
<i>Unlawful reproduction of the work of another</i>	2	3	3	3
<i>Violation of industrial property rights</i>	43	47	42	44
Destroying property	334	320	281	247
<i>Destroying property by fire</i>	47	20	57	19
<i>Destroying property by explosives</i>	11	1	12	2
<i>Destroying property with other means</i>	276	299	212	226
Offences in the field of customs	79	86	54	57
Criminal acts related to taxation	128	135	245	250
Crime in the field of falsifications	234	255	275	287
Criminal acts which violate the legal status of land	320	367	244	254
<i>Illegal construction</i>	320	367	244	254
Other economic-financial crime	284	287	244	265
Total	3,277	3,127	2,956	2,689

Tab. 4 Criminal offences against the state authority

Criminal offences against the state authority	T1-2016		T1-2017	
	Recorded offences	Perpetrators	Recorded offences	Perpetrators
Crime against state activity	521	727	538	657
<i>Opposing the public official</i>	119	167	96	108
<i>Opposing the official of the public order police</i>	191	241	158	198
<i>Crime in the field of corruption</i>	211	319	284	351
Criminal acts against public order and security	1,985	2,110	2,042	2,135
<i>Trafficking of weapons and munitions</i>	12	15	6	3
<i>Traffic of explosive, burning, poison and radioactive matters</i>	5	5	2	3
<i>Producing and manufacturing narcotics</i>	312	395	379	481
<i>Traffic of narcotics</i>	18	20	63	70
<i>Cultivating narcotic plants</i>	9	8	6	27
<i>Other crime in drug field</i>	10	13	10	13
<i>Laundering of proceeds of crime</i>	87	107	92	112
<i>The violation of road traffic rules</i>	459	432	406	391
<i>Driving while inebriated or without a license</i>	620	621	566	571
<i>Leaving the scene of an accident</i>	93	51	101	52
<i>Crimes in the technology field</i>	52	18	59	15
<i>Other crime against public order and security</i>	308	425	352	397
Criminal acts against state secrets and state borders	107	113	103	115
<i>Illegally crossing state border</i>	95	99	92	99
<i>Assistance for Illegal Crossing of the Border</i>	12	14	11	16
Total	2,613	2,950	2,683	2,907

Tab. 5 Security measures taken for the perpetrators of criminal offences

	Security measures	
	T 1 2016	T 1 2017
Arrested	2,652	2,090
Detained by police	539	368
Free standing	4,407	4,729
Left	615	621
Other	13	21
Total	8,226	7,829

Methodology

Crime statistics reflect data on recorded criminal offences and persons suspected of committing a criminal offense. The group of criminal offenses was done according to the division referred to the Criminal Code of the Republic of Albania, respectively in 11 chapters and focusing on the sections of each chapter, where criminal offences were identified during the first quarter of 2017 and 2016. The data on identified criminal offences refer to articles of the Criminal Code and not to the event, as in an event we can find more than one criminal element of the offence. The data on perpetrators are based on suspected persons in the commission of a criminal offence, not in judgments that are within the jurisdiction of the justice authorities to give the verdict. Data on perpetrators also include data on security measures.

Criminal Offences: Acts that violate, the legal values of a human being and of a particular community are called criminal acts or a general term of criminality. They are divided into crimes and criminal offenses.

Criminal offence against a person: Includes criminal offenses against life, health, freedom, morality and dignity, offenses against the family, marriage, children and against the freedom of religion.

Criminal offences against property and the economic sphere include acts such as: theft of property, fraud, customs and tax crimes, acts that violate the legal regime.

Criminal acts against the state authority include acts such as: against state activity by citizens, against public order and public security, and state borders, where each section contains a number of other acts in itself.

Perpetrators: Persons who, by their act or omission, allow a criminal offense to occur, causing the consequence of the offense. Authors over the age of 14 have criminal responsibility while children under the age of 14 are examples from criminal liability.

Reported offences: Offenses reported to the police or that the police have knowledge of them in other ways.

Source of Data: *Data was provided by the State Police Directorate*

The data on identified criminal offenses and perpetrators are preliminary and subject to review.