

## **Workshop**

“Preparatory work of INSTAT in the implementation of the new international standards concerning statistics of work, employment and labour underutilization”

**Thursday, 24 November 2016**

**Hotel Tirana International, Tirana**

## **Description of the new international standards – latest developments**

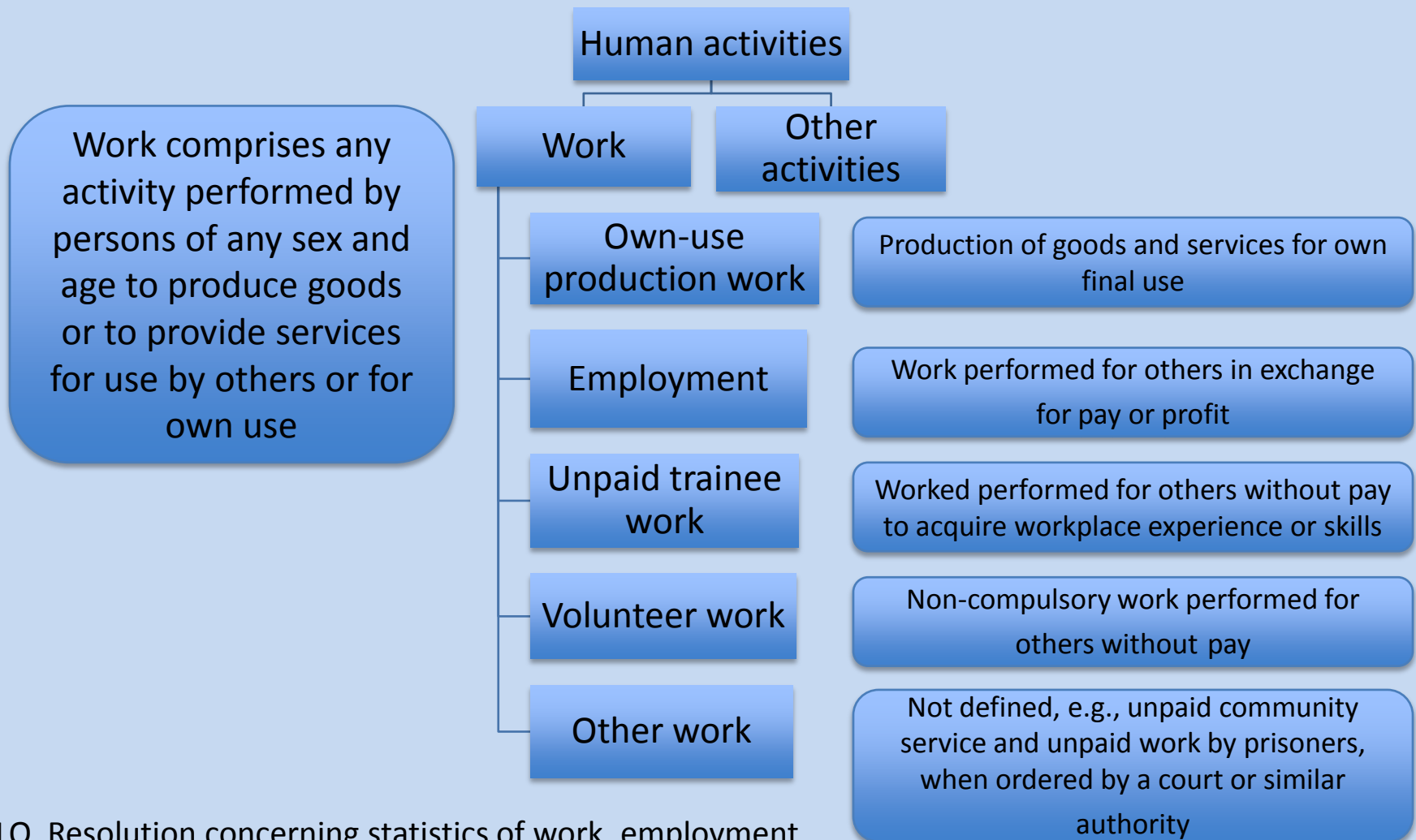
Farhad Mehran

ILO Consultant on labour statistics

# ILO Resolution concerning statistics of work, employment and labour underutilization (19th ICLS 2013)

- Main elements
  - Work and forms of work
  - Measurement framework
  - Labour underutilization
- Comparison with earlier standards (13<sup>th</sup> ICLS 1982)
  - Employment
  - Unemployment
  - Time-related underemployment
  - Potential labour force
- Impact on Albania labour force data

# Work and different forms of work



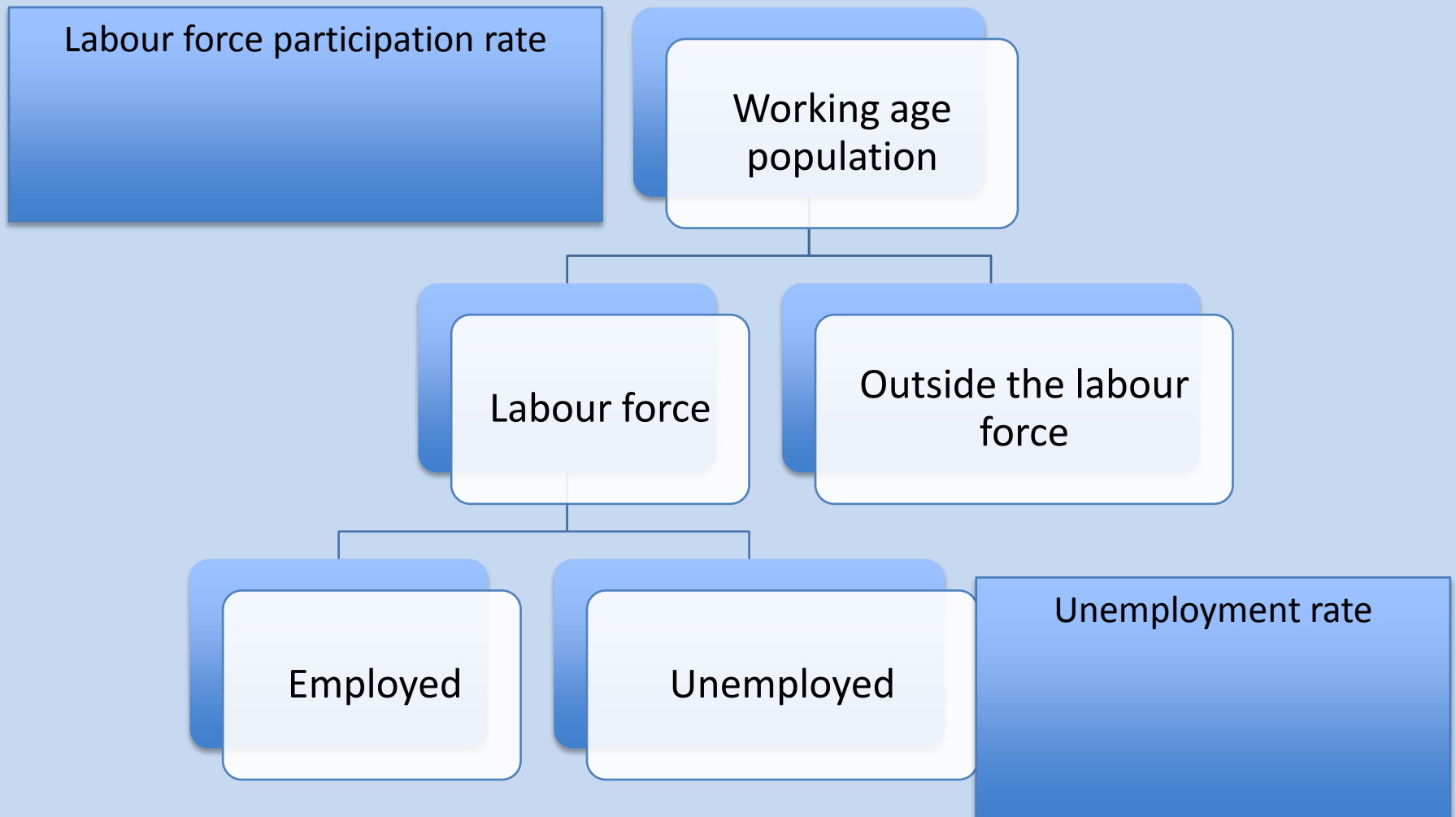
# Forms of work and SNA Production boundaries

**Diagram 1. Forms of work and the System of National Accounts 2008**

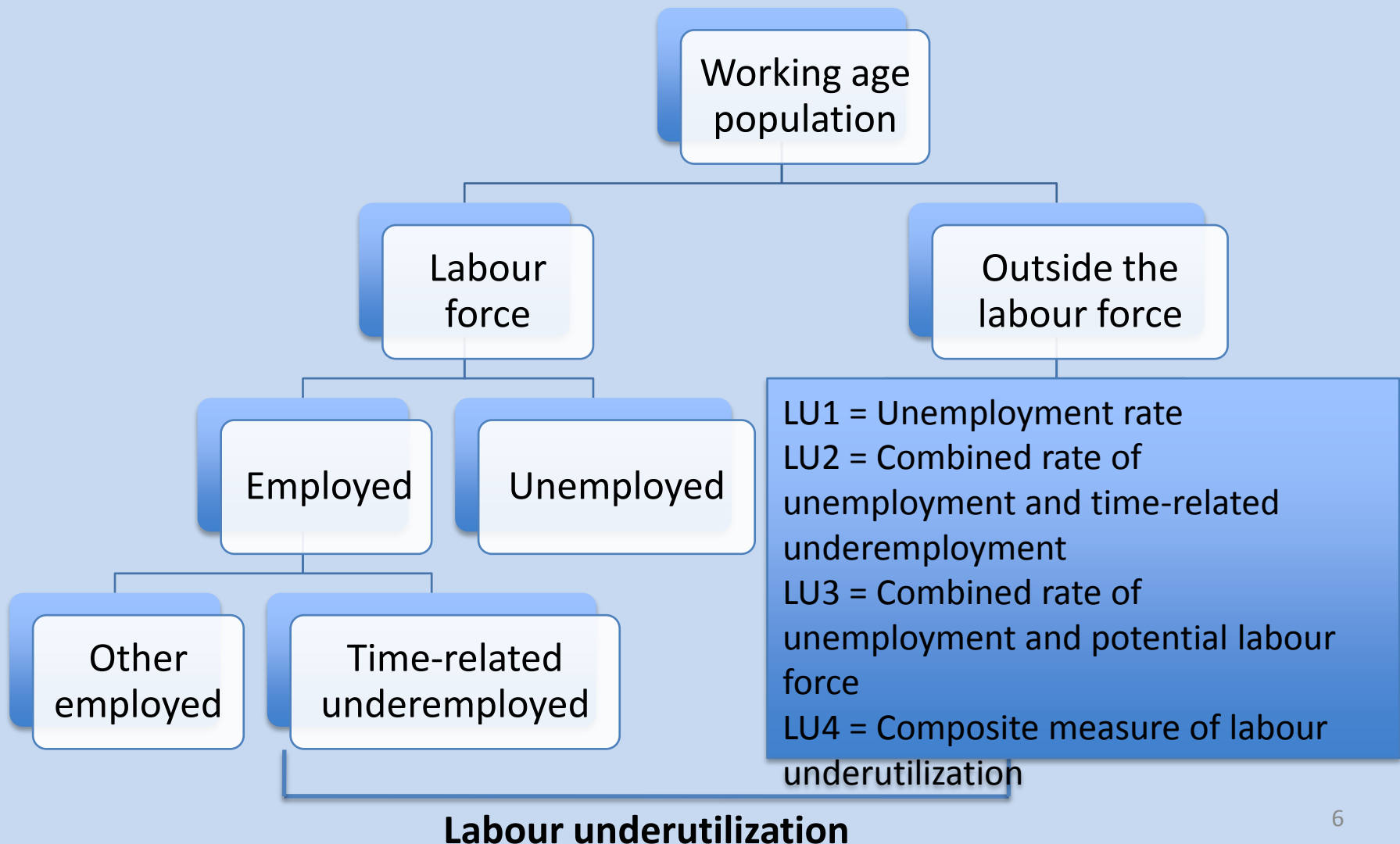
<i>Intended destination of production</i>	<i>for own final use</i>		<i>for use by others</i>					
<i>Forms of work</i>	<b>Own-use production work</b>		<b>Employment (work for pay or profit)</b>	<b>Unpaid trainee work</b>	<b>Other work activities</b>	<b>Volunteer work</b>		
	of services	of goods				in market and non-market units	in households producing	
							goods	services
<i>Relation to 2008 SNA</i>			Activities within the SNA production boundary					
			Activities inside the SNA General production boundary					

# Labour force framework

(13<sup>th</sup> ICLS 1982)



# Labour force and labour underutilization framework (19<sup>th</sup> ICLS 2013)



# Employment

## 13<sup>th</sup> ICLS 1982

- Employed comprise all persons above a specified age who during the reference period, either one week or one day, were in the following categories:
- Paid employment
  - At work: performed some work for wage

- Persons engaged in the production of goods and services for own and household consumption should be considered as in self-employment if such production comprises an important contribution to the total consumption of the households

## 19<sup>th</sup> ICLS 2013

- Working age persons who in the reference week/last 7 days were engaged in any activity to produce goods or provide services for pay or pro
  - Employed, at work: Worked for pay or profit for at least one hour
  - Employed, not at work: Worked already in the job, but not at work during reference week due to:
    - Working time arrangement (shift work, flexitime)
    - Temporary absence (expects to return within short period)

# Unemployment

## 13<sup>th</sup> ICLS 1982

- “without work”
- “currently available for work”
- “seeking work”

In situations where conventional means of seeking work are of limited relevance, where the labour market is largely unorganized or of limited scope, where labour absorption is, at the time, inadequate or the labour force is largely self-employed, the standard definition of unemployment may be applied by relaxing the criterion of seeking work

## 19<sup>th</sup> ICLS 2013

- “not employed”
- “actively seeking work during the past 4 weeks”
- “Currently available for work”
  - Exception for “future starters” and “participants in skills training or retraining schemes within employment promotion programmes”



# Other forms of labour underutilization

## 16<sup>th</sup> ICLS 1998

- Time related underemployment
  - Employed
  - Willing to work additional hours

“hours actually worked” in all jobs during the reference period... Threshold may be determined by e.g. the boundary between full-time and part-time employment, median values, averages, or norms for hours of work as specified in relevant legislation, collective agreements, agreements on working time arrangements or labour practices in countries

## 19<sup>th</sup> ICLS 2013

- Time-related underemployment
  - Employed
  - Insufficient working time
  - Wanting to work more hours
  - Available to work more hours
- Potential labour force
  - Not in labour force
  - Seeking, but not available to work
  - Not seeking, but available and wanting to work

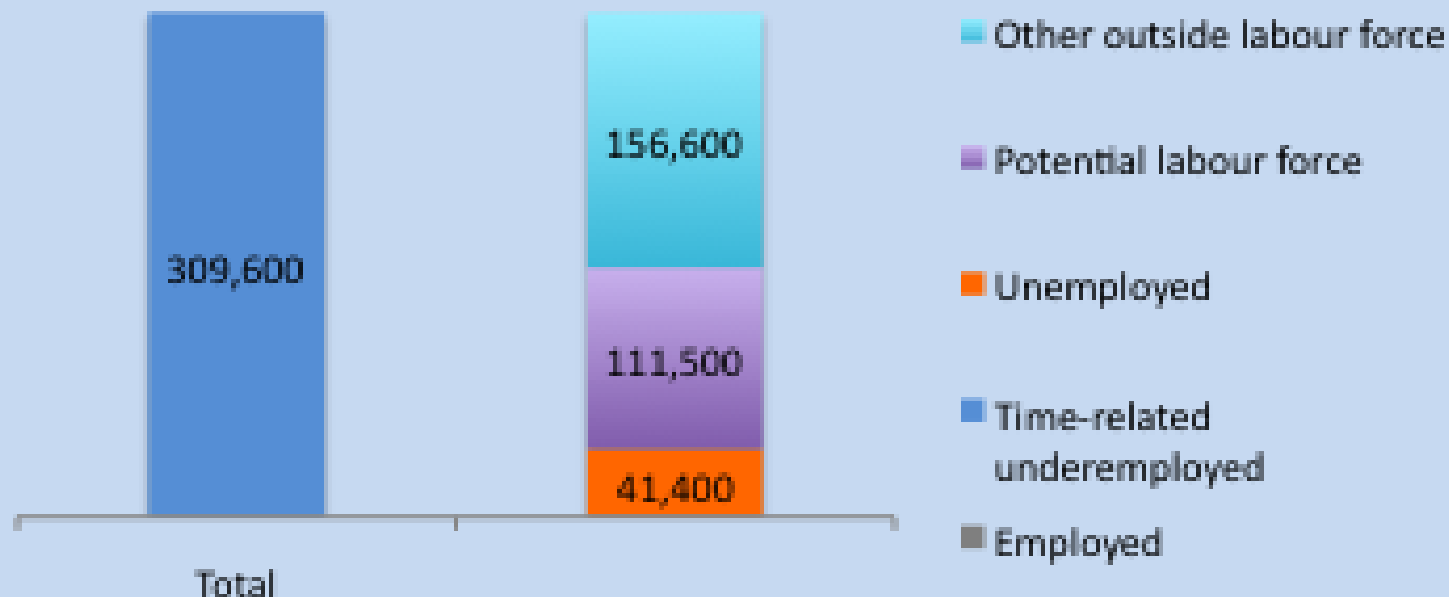
# Impact of new international standards on key labour force indicators, Albania 2012

	2012		Difference
	Baseline LFS <sup>1</sup>	Reprocessed LFS <sup>2</sup>	
Labour force participation rate	56.2%	44.7%	11.5
Employment-to-population ratio	48.4%	35.0%	13.4
Unemployment rate	13.8%	21.8%	8.0

<sup>1</sup> INSTAT Labour force survey 2012. <sup>2</sup> LFS data reprocessed according to 19<sup>th</sup> ICLS Resolution concerning statistics of work, employment and labour underutilization.

LU1 Unemployment rate = 21.8%  
LU2 Combined U and TRU = 25.6%  
LU3 Combined U and PLF = 41.0%  
LU4 Composite LU = 44.6%

## Subsistence foodstuff producers Albania LFS 2012 (2012 Q2 - 2013 Q1)



Source: INSTAT, Labour force surveys 2012 Q2 to 2013 Q1. Reprocessed data according to the international standards adopted by the 19th International Conference of Labour Statisticians, Geneva, 2013.