

Quarterly Labour Force Survey

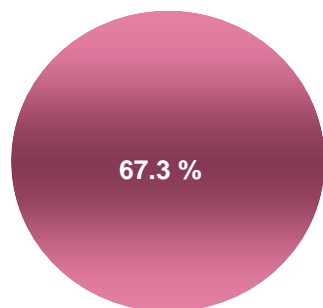
Third Quarter 2016

Tirana, December 12, 2016: During the third quarter of 2016, the employment rate is 57.1 %. Employment has an increasing trend during this quarter in annual as well as in quarterly terms. Compared to the same quarter of 2015, employment increased with 8.5 %. Compared to the second quarter of this year, employment increased with 2.9 %.

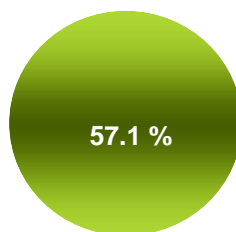
In the third quarter of 2016, the official unemployment rate in Albania is 14.7 %. Compared to the second quarter 2016, the official unemployment rate decreased with 0.8 percentage points. Compared to the third quarter of 2015, the official unemployment rate decreased with 2.5 percentage points.



In the third quarter of 2016, the labour force participation rate is 67.3 %. Compared to the third quarter of 2015, the labour force participation rate is 2.6 percentage points higher.



Labour force participation rate



Employment rate

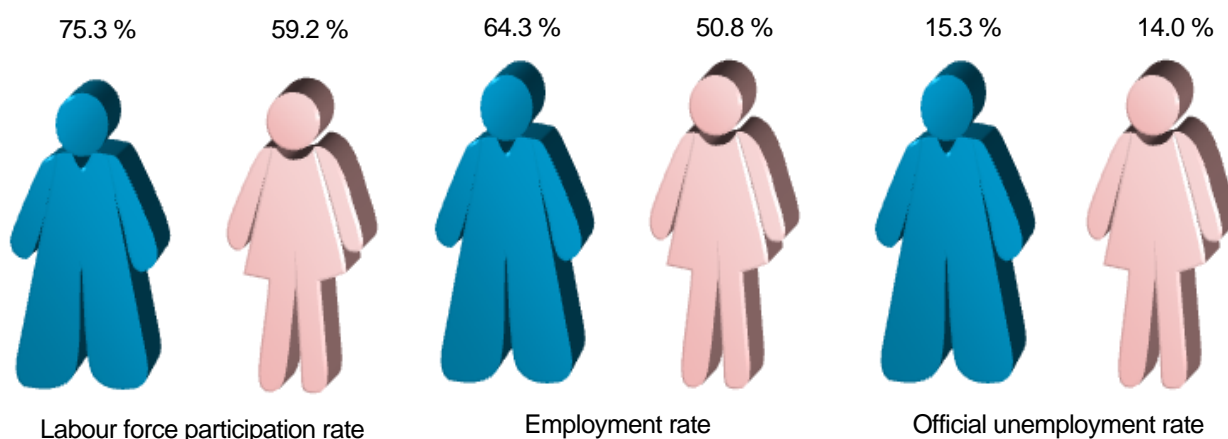


Official unemployment rate

The female labour force participation rate is 59.2 %, whereas for males this indicator is 75.3 %. The male labour force participation rate is 16.1 percentage points higher than females. Compared to the same quarter of 2015, the female labour force participation rate has increased with 4.5 percentage points, while for males with 0.9 percentage points.




The male employment rate is 64.3 %, whereas for females 50.8 %. Compared to the same quarter of 2015, the employment rate for males has increased with 2.9 percentage points, while for females the increase is 5.8 percentage points.

The official male unemployment rate is 15.3 % and for females is 14.0 %. The female unemployment rate is 1.3 percentage points lower than the male one. Compared to the same quarter of 2015, the male unemployment rate has decreased with 1.7 percentage points and for females has decreased with 3.5 percentage points.



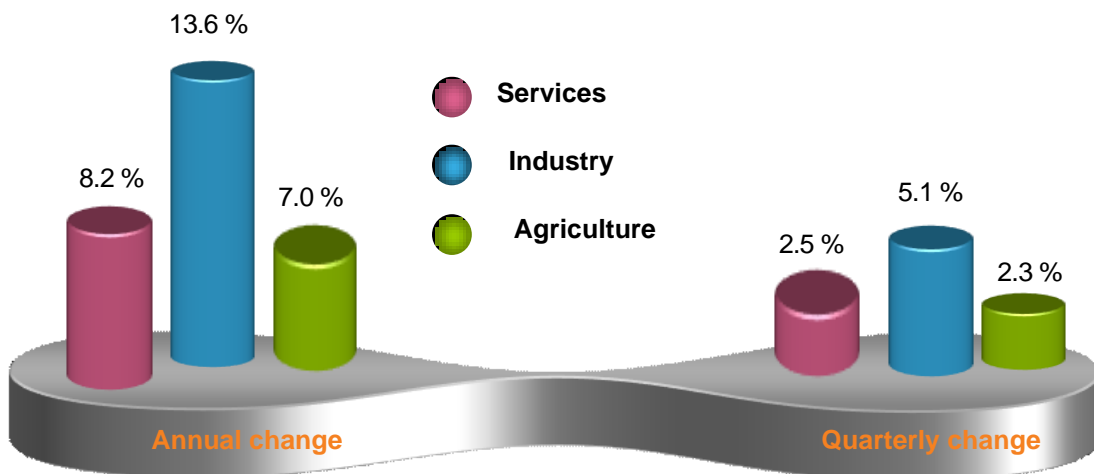
During the third quarter of 2016, the youth (15-29 years old) labour force participation rate is 46.1 %. The youth employment rate is 33.5 %. The official youth unemployment rate is 27.4 %. The youth unemployment rate has decreased with 2.5 percentage points, compared to the previous quarter. In yearly terms, the youth unemployment rate has a decreasing trend too. Compared to the third quarter of 2015, the youth unemployment rate in the third quarter of 2016 is 4.9 percentage points lower.

For the population 30-64 years old, in the third quarter 2016, the labour force participation rate is 77.5 %, whereas the employment rate is 68.5 %. The unemployment rate for this age group is 11.7 %. Compared to the previous quarter, for this age group, there was a slight decrease of the unemployment rate with 0.2 percentage points. Also in annual terms this indicator had a slight decrease with 1.2 percentage points.

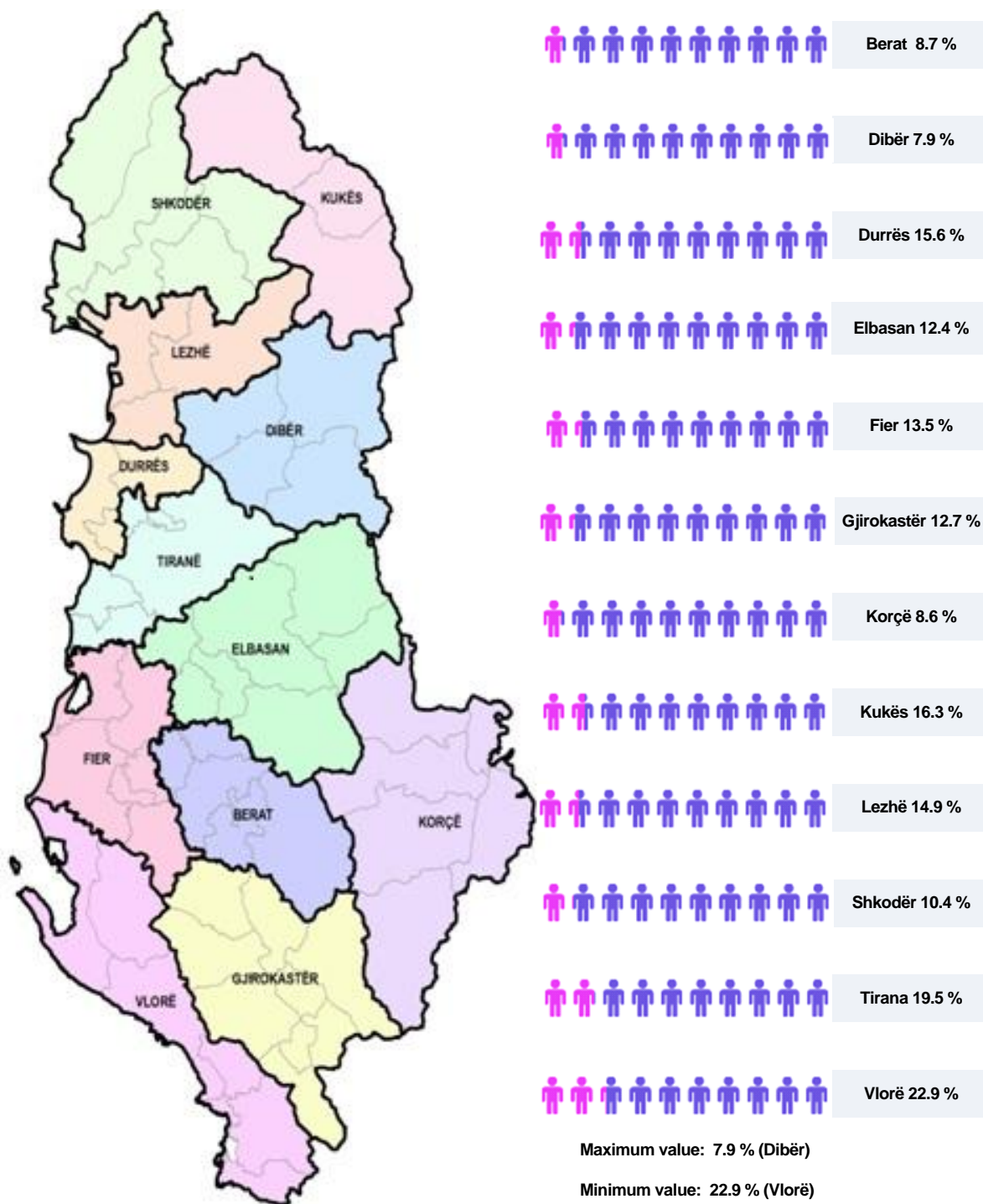
	Population aged 15-29 years old	Population aged 30 - 64 years old	Population aged 15 – 64 years old
			
Official unemployment rate	27.4 %	11.7 %	15.2 %
Employment rate	33.5 %	68.5 %	57.1 %
Labour force participation rate	46.1 %	77.5 %	67.3 %

Employment growth rate by main sectors of economy, from the second quarter of 2016 to the third quarter of 2016 is: 5.1 % in the industry sector, 2.5 % in the services sector and 2.3 % in the agriculture sector.

In annual terms, employment for the population 15 years old and over increased with 8.5 %. Employment in industry sector increased with 13.6 % and in the services sector increased with 8.2 %. Increase in the number of employed in annual terms had also the agriculture sector with 7 %.



Official unemployment rate by prefectures



Methodology note

Employment rate: Number of employed people aged from 15 to 64 divided by the population aged from 15 to 64.

Official unemployment rate: Number of unemployed people aged 15 and over divided by the number of people in the labour force (sum of employed and unemployed people) aged 15 and over.

Labour force participation rate: Number of economically active people aged 15 to 64 divided by the population aged from 15 to 64.

Next release: **10 March 2017**

Tables in excel format are available in the link: <http://www.instat.gov.al/al/themes/tregu-i-punës.aspx>

For more information, visit INSTAT webpage: <http://www.instat.gov.al/>