

# Population of Albania

## 1 January 2015

**Tiranë, 13<sup>th</sup> of February 2015:** The population of Albania on January 1<sup>st</sup> is 2,893,005 inhabitants, compared to the population of 2014 there is a decrease of 2,942 inhabitants.

The population of Albania consists of 1,462,005 males and 1,431,000 females. The sex ratio of this population is 102.1 males for 100 females. The median age of the population of Albania on January the 1<sup>st</sup> 2015 is 35 years.

### **Demographic events and their impact on the annual change of the population.**

*Births:* During 2014 the number of births in Albania has been 35,760; from these 18,683 were males and 17,077 females. The sex ratio at birth for 2014 was 109.4 males for every 100 females. *Deaths:* During 2014 there were 20,656 deaths, from these 11,111 males and 9,545 females. The natural increase for the last year has been 15,104 persons. *Emigration:* It has been estimated that in 2014, 46,413 inhabitants left the country and 52 % these were males. *Immigration:* In the same year the number of immigrants in Albania was estimated to be 28,367 persons. Net migration during the last year has been – 18,046. As a consequence during 2014 the population of Albania has decreased by 2,942 inhabitants (15,104 natural increase -18,046 net migration).

**Annual change of demographic events:** During 2014 the number of births and deaths was nearly the same as in 2013. In 2014 there were 10 births and 214 more than in 2013. During 2014 net migration in Albania compared to 2013 decreased by 245.

**Population of January the 1<sup>st</sup> 2015, by prefecture.** Tirana remains the population with the highest population in Albania with 800,986 inhabitants, followed by Fier with 315,012 and Elbasani with 301,397. The prefectures with the lowest population in Albania are Gjirokastrë, Kukës and Dibër, respectively with 72,202, 85,461 and 136,476 inhabitants. Of all the prefectures of Albania only Tirana, Durrës and Vlorë have shown a population increase, every other prefecture's population has decreased. The prefecture with the highest annual population increase is Tirana with 1.61 %, whereas Gjirokastrë is the prefecture with the highest annual population decrease with 1.84 %. The prefecture with the highest sex ratio is Dibër with 106.6 males for 100 females, whereas this ratio is the lowest in Tirana with 99.3 males for 100 females.

Fig. 1 Population Pyramid, January the 1<sup>st</sup> 2015

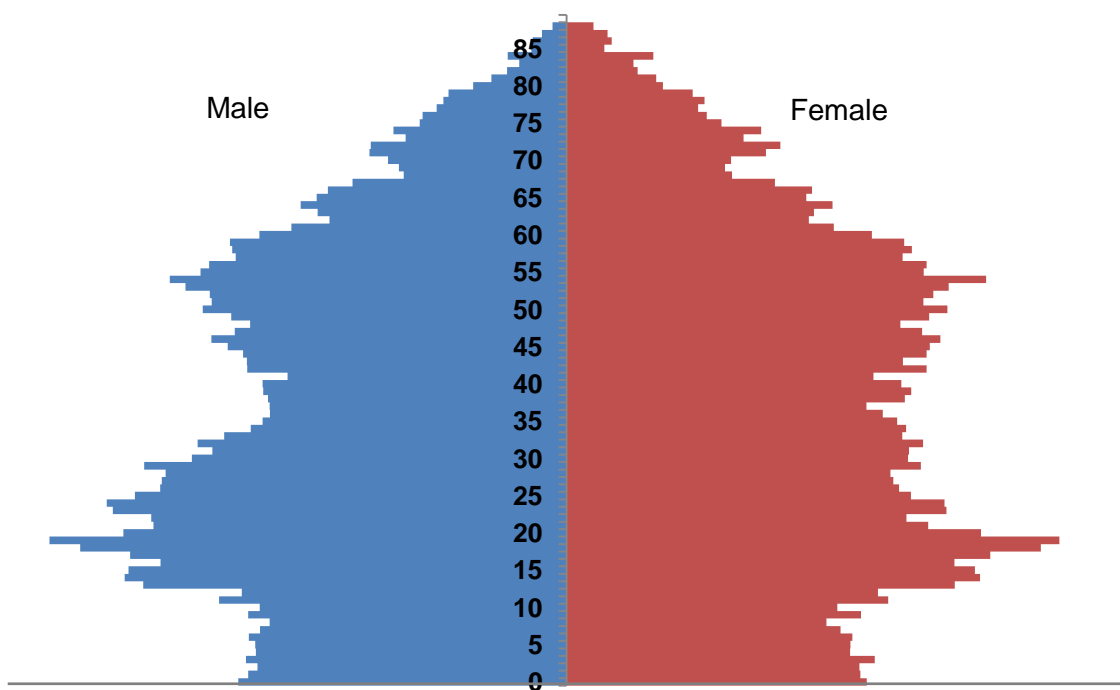


Fig. 2 Births, deaths and the natural increase of the population, 2001 - 2014

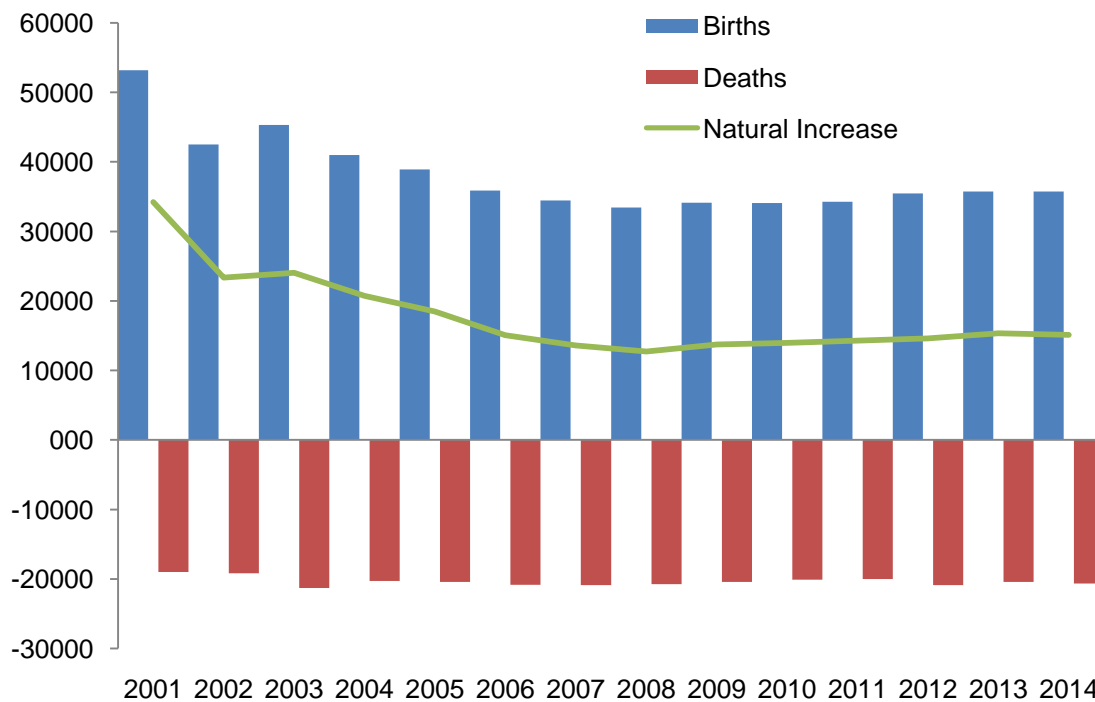


Fig. 3 Population of Albania 2001 - 2015

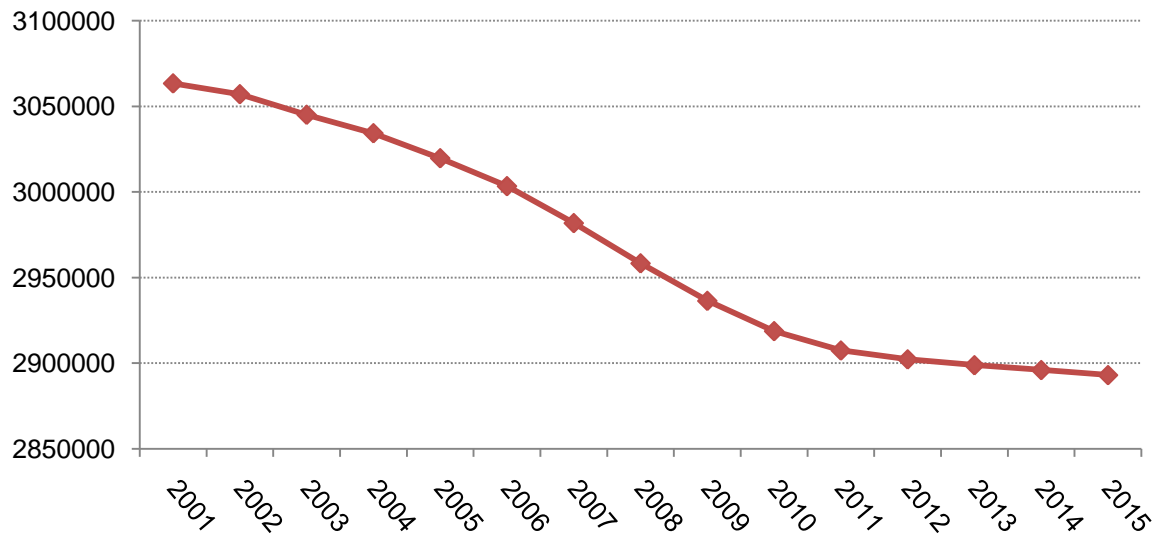
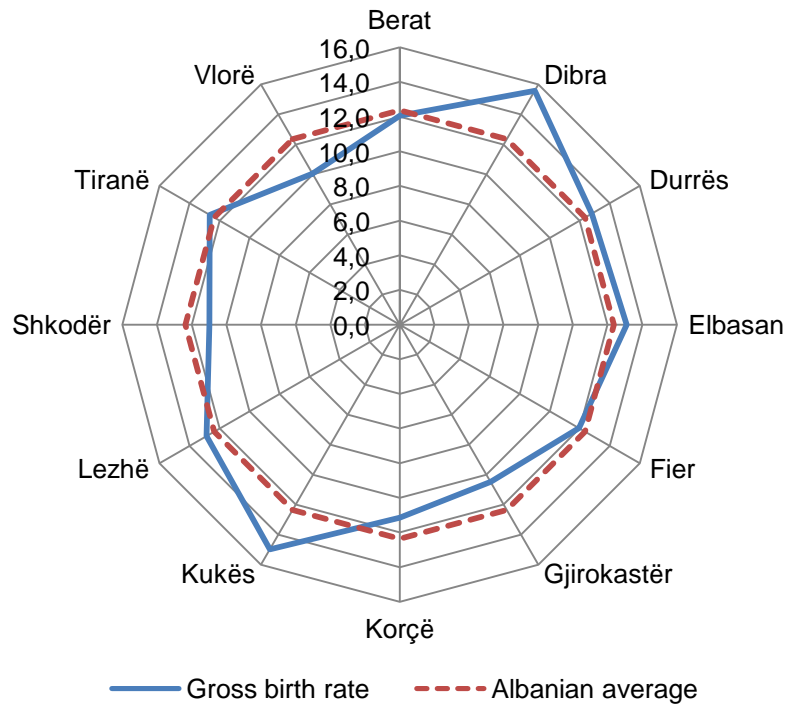


Fig. 4 Gross birth rate by prefecture, 2014



**Tab. 1 Population by prefecture and sex**

Prefecture	1 January 2014			1 January 2015		
	MF	M	F	MF	M	F
<b>Total</b>	<b>2,895,947</b>	<b>1,459,963</b>	<b>1,435,984</b>	<b>2,893,005</b>	<b>1,461,983</b>	<b>1,431,022</b>
Berat	145,097	73,502	71,595	142,679	72,502	70,177
Dibër	138,321	70,919	67,402	136,476	70,418	66,058
Durrës	275,205	139,399	135,806	276,191	140,206	135,985
Elbasan	302,827	153,272	149,555	301,397	153,387	148,010
Fier	317,799	161,736	156,063	315,012	160,661	154,351
Gjirokastrë	73,556	37,470	36,086	72,201	36,755	35,446
Korçë	226,066	114,906	111,160	224,165	114,277	109,888
Kukës	86,472	43,870	42,602	85,461	43,520	41,941
Lezhë	138,214	69,631	68,583	136,814	69,280	67,534
Shkodër	221,235	110,461	110,774	218,523	109,202	109,321
Tiranë	788,330	392,273	396,057	800,986	399,157	401,829
Vlorë	182,825	92,524	90,301	183,100	92,618	90,482

**Tab 2. Population on the 1<sup>st</sup> of January age-group and sex**

	1 January 2014			1 January 2015		
	MF	M	F	MF	M	F
<b>Total</b>	<b>2,895,947</b>	<b>1,459,963</b>	<b>1,435,984</b>	<b>2,893,005</b>	<b>1,462,005</b>	<b>1,431,000</b>
0-4	172,517	89,420	83,097	172,429	89,287	83,142
5 - 9	166,011	87,690	78,321	165,849	87,232	78,617
10 - 14	216,490	112,159	104,331	199,650	103,743	95,907
15-19	256,553	130,580	125,974	251,456	128,477	122,979
20-24	229,529	124,336	105,193	228,255	122,882	105,373
25-29	210,828	114,197	96,632	210,752	116,178	94,574
30-34	191,899	94,949	96,950	195,241	98,762	96,479
35-39	176,492	84,005	92,487	175,960	84,336	91,624
40-44	186,144	88,592	97,552	182,425	86,922	95,503
45-49	197,530	95,598	101,932	194,961	94,344	100,617
50-54	210,688	104,619	106,070	211,418	104,236	107,182
55-59	189,265	94,245	95,020	194,670	97,033	97,637
60-64	143,754	72,518	71,235	149,719	75,032	74,687
65-69	108,400	54,945	53,455	115,335	58,117	57,218
70-74	104,307	50,427	53,881	104,316	50,932	53,384
75-79	73,204	36,096	37,108	76,077	37,239	38,838
80-84	39,003	17,350	21,653	41,876	18,800	23,076
85+	23,331	8,237	15,093	22,616	8,453	14,163

# Methodology

Population dynamics are defined by four components: births, deaths, immigration and emigration. The effect of each of these components is shown in the population balance equation below:

$$P_{1 \text{ January } 2015} = P_{1 \text{ January } 2014} + B - D + I - E,$$

where  $P_{2014}$  and  $P_{2015}$  are respectively the number of population on 1 January 2014 and 2015 and

B, D, I and E are births, deaths, immigrants and emigrants of the one year period between 1 January 2014 – 31 December 2014.

The number of the population of Albania of 1 January 2015 is based on the combined calculations between the population of 1 January 2014 and demographic events (births and deaths) that are provided by the General Directorate of the Civil Register.

The population of January the 1<sup>st</sup> disaggregated by age and sex was taken as a starting point. Births and deaths by age and sex were added to this population. Hence we arrived to a population that takes into consideration only the natural increase. Emigration and immigration numbers were derived from the publication "Population Projections, 2011 - 2031". The information about internal movement was used only to calculate the population by prefecture.

## Definitions

**Population Pyramid:** It is a special type of graph that shows the age and sex structure of the population.

**Population projections:** Are the calculations of the future changes of the number of the population, after assumptions on the future trends of fertility, mortality and migration rates are taken into consideration.

**Gross birth rate:** It is the number of births for 1,000 inhabitants of a given territory on a specific year.

**Usual resident:** Usual residents are all those persons regardless of nationality, who have lived or have the intention to live for at least 12 months in the territory of the Republic of Albania.