

Labour Force

As of results of Labour Force Survey (LFS), 2007

In June 2007 Statistical Institute of Albania (INSTAT) has made for the first time the specific survey on Labour Force in families in a national level. The main objective of the LFS is developing a sustainable statistical system for Labour Force statistics according to International Standards. Through this survey has been possible to divide the population older than 15 years in three specific groups: Employed, Unemployed, and inactive persons related to employment market; assure descriptive and instructive data for each of this category.

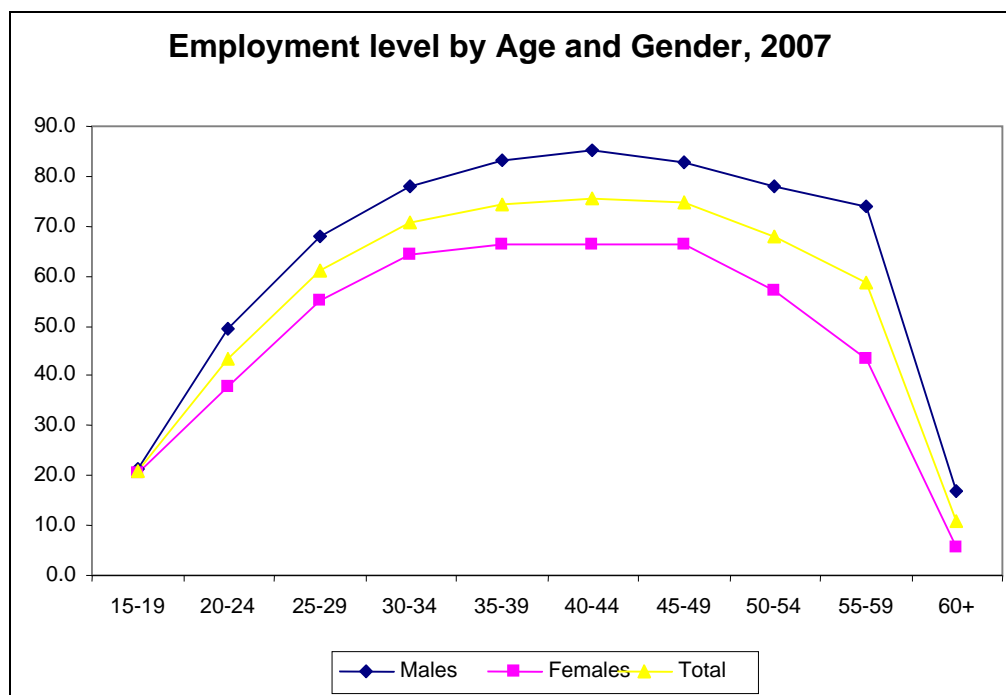
As of results from Labour Force Survey 2007, the population between 15-64 years old makes 88% of the population older than 15 years.

Employment

In June 2007 in Albania, according to results from Labour Force Survey and in conformity

with EU definition for Employment have resulted 1,198 thousands employees in age 15 years and up or 1188 employees in age 15-64 years old.

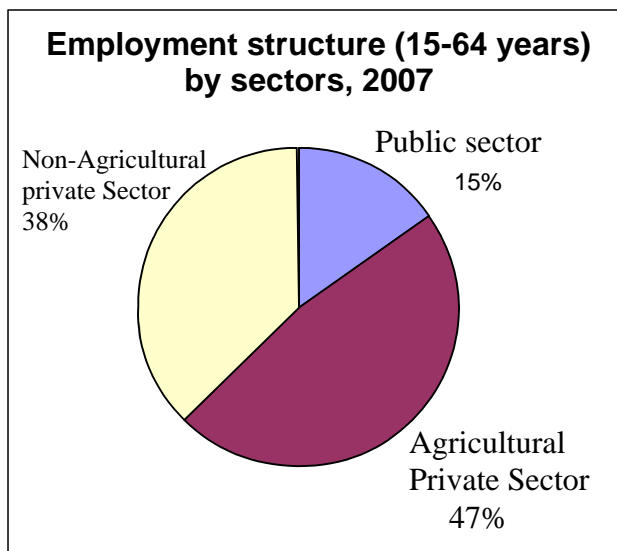
The employment level in the country for the population between 15-64 Years Old results 56.4%. Employment level is higher for males (64%) comparing to women (49%) This indicator is higher for males in all age groups.



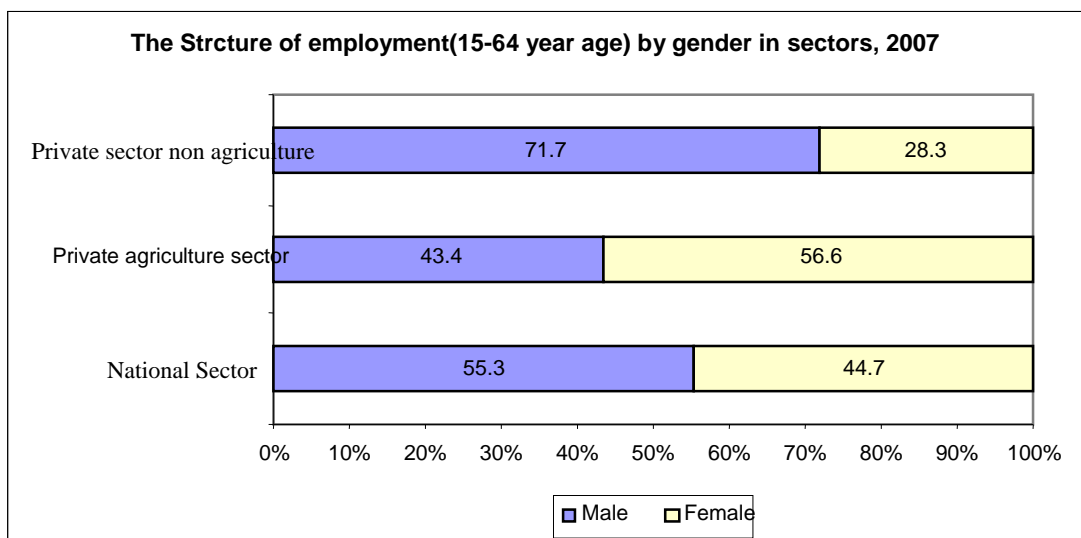
For the population 15-64 years with 8 years of education, 55% are employed; The employment level increases for those with middle and higher education respectively: 55.8% and 71%.

Employment according to gender and sectors (15-64 (years old)

	Male	Female	All	Male	Female	All
Public Sector	99916	80842	180758	15.1	15.4	15.2
Agriculture private sector	243387	317025	560412	36.7	60.4	47.2
Non-Agriculture private sector	320526	126606	447132	48.3	24.1	37.6
Total	663829	524473	1188302	100.0	100.0	100.0



The employment structure by two sectors, for the employees of age 15-64 indicates that employment in the public sector is only 15% of the total employment. Employed women have a higher participation in the agricultural private sector; meanwhile men are more involved in non-agricultural private sector (Women are involved only 25% in the non-agricultural private sector)



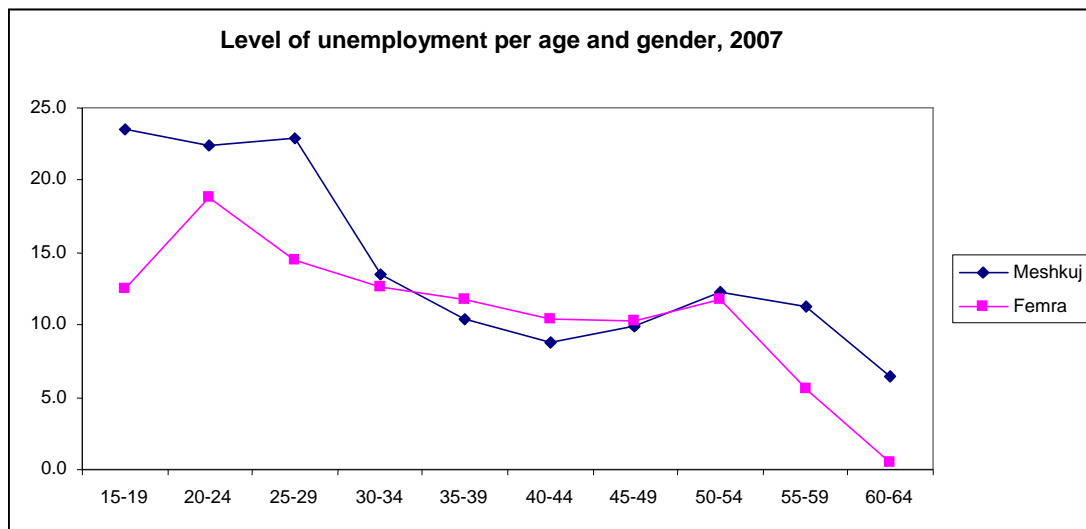
According to the economic activities the frame of employment shows the highest concentration of the employers in agricultural, 47.5%, trade 11%, manufacturing industry 8,8%, construction 8.3%.

According to age groups the structure of employment classified on nomenclature base ISCO-88, focus on a high level of the employers in "Qualified employers in

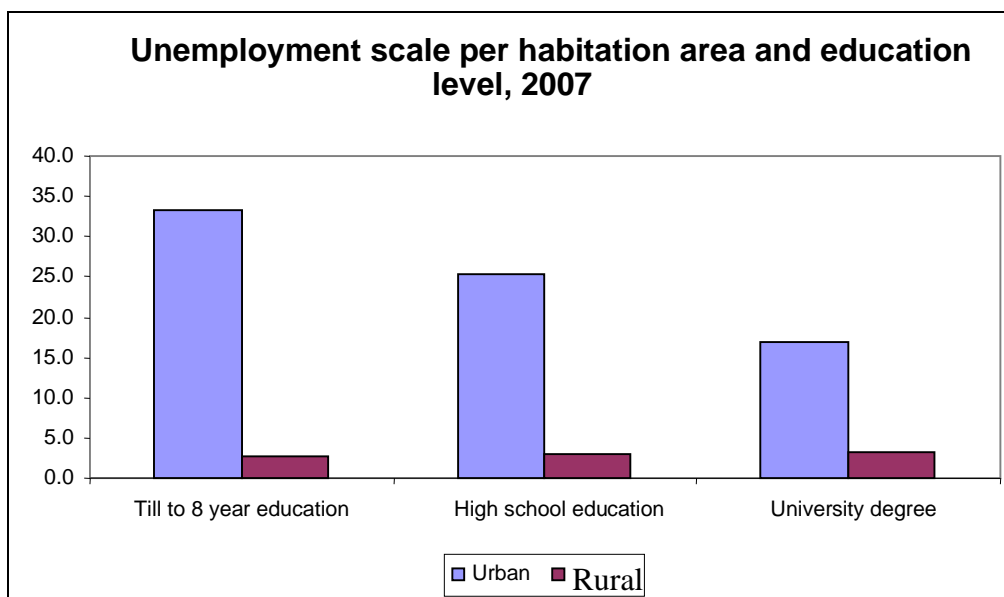
agricultural and fishing" by 45 %, followed by the group of "Artisans and workers of different professions" by 13 % and the group of "Workers of services, transactions and stores" by 10 %.

UNEMPLOYMENT

During June 2007 had been counted about 185 thousands unemployed, calculated according to the definition of ILO and BE. The level of unemployment is 13.5 % for this period. The level of unemployment is higher on young age groups up to 30 years old. This indicator, for males on young age groups up to 29 years old is higher compared to females, while age groups from 35-49 years old, this indicator is higher in females, by the other side on age groups after 50 years old, is emphasized a higher trend hiring job in males.



The level of unemployment goes gradually down as the level of education amounts for the population that lives in urban areas, while there are no differences in rural areas.



The cardinal way through which the unemployed search for work in our country is through friends and relatives -82.6 % of the unemployed have searched for work in this way. This method is followed by the other one "through searching in labour office" 31.2 % , "applied directly to an employer" 21.6 %, through job announcements in newspapers 19.5%.

Inactive population 14-64 years of age

The inactive of 15-64 years of age make up 35 % of this population .This percentage,relatively high, comes mainly as a result of :

- 39% of the inactive are comprised of pupils and students
- there is a considerable number of unemployed people but vwho do not search for a job because they think that "there is not enough work available",so they are disconcerted unemployed 16%.
 - there is a considerable number of housekeeper (14%)
 - approximately 14% of non-active persons are retired

Which is the main reason that you do not look for a job?	(%)
In education or trainig	38.8
They think there is not enough work available	16.0
Family responsibilities	15.0
Retired	14.2
Disease,disability	9.2
Other	6.8

In which of the categories would you classify yourself?	(%)

Pupils,student,further training	38.8
Unemployed	22.9
Retired or early retirement	
Or give up business	14.6
Fullfilling household duties,	13.6
Other	10.1

Disconcerted unemployed people are persons able to work but who have not searched for work four weeks prior to the interview because they "believe there is no work available". They are included in the inactive part of the population able to work. The survey results show that 70% of the disconcerted unemployed are women.

Methodology and Definitions

Labor Force Survey is a survey made near the households. As basics for sampling served the Population Census of 2001. The size of the chosen sampling for the survey was 7440 household in all the country. The selection was of two steps : in the first step were chosen the geographic zone (PSU) and in the second, the families inside these selected zones.

The collecting of the data in the ground was implemented during June 2007. The scale of the answering of the questionnaires was 88.5 %, it means that 6627 household answered the questionnaire, which is a very good indicator for such surveys. Concerning the status of employment every household above the age of 15 was asked through the direct interview.

The methodological part fulfills the EUROSTAT standards linked with the representation of the sample, coefficient of the variation of the main indicators, the drafting and the weight of card-index of the data.

The survey was drafted with the technical assistance from EUROSTAT and in complete coordination with its recommendations for the period 2008 and on.

Classifying people from 15 years old and above in respective categories and their participation in labor force were applied the definitions of ILO and EUROSTAT.

More concretely:

Employed are considered all the persons who have worked even for one hour with a respective salary during the week of reference. Are considered employed all persons who received a salary for the training during their work. Also are considered employed all the people who were temporary absent in their work during the week of reference for these reasons : 1. maternity-leave, sickness or temporary incapable to work but waiting to return to work, or being trained directly connected with their actual work; 2. the employed with a regular salary who has been absent at work for other reasons from the above mentioned and *a.* the period they are absent is not more than 3 months and that the person is not a seasonal worker or *b.* the person takes 50% or more of the whole salary; 3. all the self-employed that want to return to their business, farm or professional practice; 4. all the employed without a salary that are waiting to return to their work in three months or less.

People who work their farm and do not sell the products but make only for their own consume, are considered employed.

Unemployed are considered all those who were :

- a. jobless during the week of reference (all those who did not work even for one hour with a respective salary)
- b. currently available to work (in two weeks which follow the reference week)
- c. looking for a job intensively (during the four weeks period which ends with the reference week have taken specific steps seeking for a job with a salary or to build up their own business), or all those who found a job and will start soon (not later than three months).

As specific steps could be considered :

- a contact with a public office for employment
- a contact with a private employment agency
- a direct application to an employer
- looking for a job through friends, relatives or union
- searching through announcements in the newspapers
- taking part in a test or interview
- searching for a place(land), edifice or equipment
- applying for a permission, license or other source of finance

Labor force includes all the people employed and unemployed.

Inactive people includes all the people who are not classified as unemployed or employed (pupils/students, housekeeper, doing military service, retired, incapable to work, disconcerted unemployed)

The level of employment is the proportion of employed and the people in working age.

The level of unemployment is the proportion of unemployed and labor force.